



## **THE UNITED STATES VIRGIN ISLANDS**

OFFICE OF THE GOVERNOR  
GOVERNMENT HOUSE

**Charlotte Amalie, V.I. 00802**  
**340-774-0001**

May 29, 2015

Honorable Neville James  
Senate President  
31<sup>st</sup> Legislature of the U.S. Virgin Islands  
Capitol Building  
St. Thomas, VI 00802

Dear Senate President James:

I am pleased to submit the proposed Executive Budget for Fiscal Year 2016 for the Government of the United States Virgin Islands ("Government"). As you are aware, when my Administration took office in January 2015, already into the second quarter, we were confronted with a budget deficit of approximately \$133 million for Fiscal Year 2015 – which ultimately grew to \$144 million. We were forced to implement expenditure reductions on departments and agencies, along with other measures, to put in place a plan to close the budget gap. The FY 2016 Budget, which will finance the first full fiscal year of my Administration, is structured to lay a foundation for a future in which massive annual budget deficits are not the norm.

The Fiscal Year 2016 Executive Budget submission therefore proposes a financial plan inclusive of \$98 million in initiatives, including \$55.5 million in debt financing and \$31 million from enhanced collection of outstanding taxes through the Bureau of Internal Revenue (BIR).

Unquestionably, the Territory continues to struggle to recover from the severe economic and financial impacts of recent events – notably, the recession of 2008 and the closing of the HOVENSA oil refinery on St. Croix. However, recent data from the Bureau of Economic Research (BER) indicates slight improvement in employment, and growth in private sector activity, which is correlating to an increase in tax collections reported by the Virgin Islands Bureau of Internal Revenue through the first seven months of Fiscal Year 2015. This is encouraging; but not yet comforting. As a Government, we know that we need to work to end duplication of services while we simultaneously improve governmental operations, we need to address and build our infrastructure, and seek out private sector expansion in order to grow our economy.

The thrust of our fiscal recovery and sustainability strategy is to maximize the yield from existing revenue sources, primarily by more diligent tax collection, while we expand the tax base through economic development. In this regard, a determined effort is under way to enhance all tax collections, but especially from the gross receipts, individual and corporate income taxes and real property taxes. To the extent that we can secure greater efficiencies in these areas, it will afford us the breathing room to rebuild our economy with less fiscal pain. In 2016 we intend to undertake a critical review of the tax structure to pursue real tax reform.

We are at that time now in the economy when liquor, tobacco, lottery, gaming, visitor and online gaming activity could provide greater revenues. Careful attention will be paid to those taxes that are on the books, but which may not be yielding revenues commensurate with the cost to collect them. The Matching Fund run cover-over reimbursement rate has to be put on a firmer footing. Within recent times the growth in that area has declined. We plan to work with the Delegate, other members in the Congress and friends of the Virgin Islands, to assist us in this issue.

Our strategic plan for developing a permanent fiscal solvency of the government hinges heavily on an economic development strategy. Thus, growing the economy will be the principal focus of my Administration. In that regard, we are and will remain open to businesses that have sound business plans and that will bring investment capital to the table. Our government can no longer underwrite private business ventures. Those businesses that benefit from the Economic Development Program will be required to make effective contributions to the economy in return for the benefit they receive from our incentive programs. Even infant industries must grow up and become contributing adults. If a business can never be weaned from tax incentive benefits in order to survive, then we must ask ourselves if they should be a part of our economy.

Another of our fiscal priorities for 2016 is to seek to explore the myriad of Federal programs and funds that are available to the Territory, but which we have traditionally not accessed or used to the best of our abilities. We must leverage federal funds to stretch our local dollars and ease the stress on the local budget. Federal funds, for the most part, are grants; we do not have to pay them back. We plan to go after those funds to enable us to build new schools, provide services assistance for the aged, and support programs for the seniors in our communities. We will also seek federal funds to increase our nutrition programs via the Department of Education and the Department of Agriculture.

Moreover, the Department of Tourism will be central in the path forward as St. Croix's tourism product is going to be a major focus area, particularly with the planned developments in Frederiksted's Paul E. Joseph Stadium, and the multi-sports complex on Mars Hill.

It is now time for us to look at our budget and management system to establish a procedure where performance based budgeting is the norm. As we move into the next budget cycle, all departments and agencies must justify their budgets. It is not a guarantee that revenues will be allocated automatically. Programs must be linked to outcomes and results, and these measures must be aligned with our goals and objectives. On our path to sustainability, fiscal discipline and economic growth will be our mantra as we move from 2016 into a brighter future.

As directed by law, we will continue to allocate funds within the sources of revenues available. This may mean that over the next year allotments may have to be reduced, given the flow of funds into the Treasury. The debt of the Government will be restructured so that payments can be less burdensome and in this same vein, structural changes to our Health Insurance program will be given high priority to contain the escalating premium costs.

The General Fund operating budget for Fiscal Year 2016 is \$702.8 million, \$6.7 million less than the amount submitted in the Fiscal Year 2015 Executive Budget and \$41 million less than the current Fiscal Year 2015 Appropriation level of \$743.8 million. It is also \$10 million less than the current Fiscal Year projected allotment level of \$712.8 million. Conversely, our revenue projections at \$562.2 million are \$68.9 million or 11% less than the current projected Fiscal Year 2015 amount of \$631.1 million. This is mainly due to there being only one year of property tax bills in Fiscal Year 2016 versus two years for Fiscal Year 2015. As mentioned previously, to support the projected level of appropriations, this Fiscal Year 2016 budget includes assumptions for increased revenue initiatives in the amount of \$98 million combined with some expenditure reductions government wide.

Some of the key elements in the Fiscal Year 2016 Executive Budget include:


- ❖ An aggressive effort to increase collection of taxes, especially Gross Receipts, from those who are not paying their fair share; also known as the “underground economy”;
- ❖ Continued insistent collection of past-due taxes;
- ❖ Restructuring of Government’s long-term bond debt;
- ❖ Establishing Departments in Fiscal Year 2016 at an appropriation level of six percent (6%) below Fiscal Year 2015;
- ❖ Institution of revenue initiatives that should generate \$98 million in value to the General Fund;

- ❖ Funding of the costs related to the *(i)* monitoring of the Excessive Force Consent Decree for the Virgin Islands Police Department (VIPD), *(ii)* monitoring of the Consent Decree at the Golden Grove Correctional Institution for Bureau of Corrections (BOC), and *(iii)* the removal of the Third Party Fiduciary pursuant to the Compliance Agreement required by the United States Department of Education (USDOE), which I have mandated must end by June 2016.
- ❖ Redirecting of the amounts derived from fuel tax collections that are transferred to the Virgin Islands Water and Power Authority (WAPA) and place them back into from the Transportation Trust Fund to fix our roads;
- ❖ Moving health care cost out of the general fund into our opportunities in the expanded Medicaid Program;
- ❖ Increasing the Tourism Advertising Revolving Fund through an increase in the hotel occupancy tax rate from 10% to 12% to provide greater resources to market the Territory;
- ❖ Funding for youth programs under the Department of Sports, Parks and Recreation; and
- ❖ Provide funding for building an agricultural industry under the Department of Agriculture.

With this first budget, we have done our best to provide adequate funding to all departments and agencies, meeting our public sector responsibilities, while also bearing in mind the significant budget deficit we have been faced with.

As you consider this budget for Fiscal Year 2016, I remain committed to working with the Legislature to effect the changes necessary for the expansion of the Territory's financial stability and economic viability. Together, we can achieve more and work towards building a foundation for our future.

Cordially,



Kenneth E. Mapp  
Governor





**GOVERNMENT OF  
THE UNITED STATES VIRGIN ISLANDS**



**THE OFFICE OF MANAGEMENT AND BUDGET**

**No. 5041 Norre Gade  
Emancipation Gardens Station, 2nd Floor  
Charlotte Amalie, St. Thomas, V.I. 00802**

**Tel: 340-774-0750  
Fax: 340-776-0069**

May 27, 2015

Dear Governor Mapp:

The Fiscal Year 2016 Executive Budget for the Government of the U.S. Virgin Islands totaling \$1.27 billion of local and Federal funds, based on the theme of *Building a Foundation for Our Future*, is hereby submitted for your consideration and further transmittal to the Thirty First Legislature of the U.S. Virgin Islands.

## Background

For at least the last twenty fiscal years, General Fund revenues have been insufficient to cover current year expenditures. Left unattended, this annual deficit has morphed from a manageable \$9.2 million as recently as FY 2006 to a fiscally frightening peak of \$577.6 million in FY 2010. Accelerated first by the Great Recession of 2008 and later by the closing of Hovensa refinery, the accumulated General Fund deficiency for the five fiscal years between FY 2008 and FY 2013 totaled approximately \$ 1.5 billion; an annual average of almost \$300 million. The root causes of this structural imbalance have not been proactively addressed. Rather, the annual shortfalls have been financed by ad hoc combinations of inter-fund transfers and by formal and informal debt<sup>1</sup>.

The accumulation of deficits has resulted in increased debt; such that at the close of FY 2013, outstanding long term debt, attributable to primary governmental activities, totaled \$2.7 billion<sup>2</sup>;

---

<sup>1</sup> Formal debt financing is provided by traditional lending institutions; informal debt financing is provided, unwillingly, by amounts past due to vendors and suppliers.

<sup>2</sup> GVI Audited Basic Financial Statements, FYE September 30, 2006 (restated) and 2013, p. 10

up from \$1.2 billion at the close of FY 2006. Were the Government of the Virgin Islands (GVI) to continue this reactive mode of fiscal management, it is reasonable to estimate an additional \$600 - \$700 million in deficit accumulation over the next five fiscal years; just to preserve *status quo*. As the GVI rapidly approaches its fiscal, economic and legal borrowing capacity, it is increasingly evident that this trend is not sustainable.

The sheer magnitude of this fiscal gap demands a proactive, disciplined, multi-year approach to addressing it. The FY 2016 Budget was prepared as a component of the foundation of a five-year fiscal sustainability planning cycle for the Government of the Virgin Islands. The plan will be developed as a rolling five-year forecast, with a goal of eliminating the structural deficit in the General Fund by FY 2020.

## Economic Review & Outlook

In its most recent economic overview, the Virgin Islands Bureau of Economic Research (BER) characterized the current state and near term outlook of the Virgin Islands (VI) economy as follows: “The year 2015 will be a challenging one for the economy, given the many stresses in the economic and fiscal policy indicators, and from all accounts, 2016 will also continue to be a challenge.”<sup>3</sup> The BER report provides discernable indicators of hope for improvement in the VI economy, but they are, as of now, glimmers in the future.

- The positive news of the slow-but-solid growth in the U.S. economy is offset somewhat by the bad news (for the VI) that the strong U.S. dollar makes overseas travel less expensive, i.e., more attractive to U.S. tourists.
- The indicated improvement in overall VI employment (1.5% increase in FY 2015 v. FY 2014) must be viewed in the context that: (a) the increase in employment is from an all-time low; and (b) the quality of jobs has declined – manufacturing (mostly Hovensa) jobs are being replaced by much lower paying jobs.

---

<sup>3</sup> See “Economic Overview” VI FY2016 Executive Budget, p. 17

- Lower energy costs will keep more money circulating in the VI economy, while improving the profitability (survivability) of existing businesses and helping to attract new ones.

With a healthy dose of caution, the FY2016 Budget is predicated on the assumption that the Virgin Islands economy has already absorbed most of the negative impact of the 2008 Recession and the Hovensa refinery closing. With proper planning and careful management the GVI intends to begin the rebuilding of the economic infrastructure for the future.

## Budget Overview

The grand total FY 2016 Budget of the Government of the U.S. Virgin Islands (the “FY2016 Budget”) is \$1.27 billion in current year expenditure and debt service. This is funded from \$1.1 billion of local Funds and \$172.2 million from Federal grant Funds. The local Funds portion is composed of expenditure and debt service totaling \$770.8 million from the General Fund, \$113.6 million from Other Local Funds and \$211 million from Funds not subject to annual appropriations<sup>4</sup>.

Table 1: FY2016 Revenue  
& Expense Budget Basis

(In \$Millions)	Gen. Fund Operation	Gen. Fund Debt Svce	Other Local	Non Approp	All Local Funds	Federal Grants	Grand Total
Revenues -Base Estimate	562.2	68.0	154.2	211.0	995.4	172.2	1,167.6
New Initiatives	98.0	0.0			98.0		98.0
Total Revenue & Grants	660.2	68.0	154.2	211.0	1,093.4	172.2	1,265.6
Expenditure & Debt Service	(702.8)	(68.0)	(113.6)	(211.0)	(1,095.4)	(172.2)	(1,267.6)
Revenue Excess (Deficiency)	(42.6)	0.0	40.6	0.0	(2.0)	0.0	(2.0)
Inter Fund Transfer, net	42.6		(40.6)	0.0	2.0	0.0	2.0

---

<sup>4</sup> These include the following Funds: Tourism Revolving, Indirect Cost, Union Arbitration, Government Insurance, PSC Revolving, Government Insurance, Business & Commercial Properties, St. John CIP, Anti-Litter & Beautification, Sewer, Health Revolving and the Territorial Park.

The \$770.8 million General Fund expenditure budget – the main operating budget of the GVI – includes proposed expenditure of \$647.5 million for Executive departments and agencies, \$55.3 million for the Legislature and the Judiciary combined, and \$68 million for long term (Gross Receipt Tax Bonds) debt service.

### Revenue Summary

The FY 2016 revenue estimates, on which the budget is based, reflect the caution that recent history and current circumstances demand. As illustrated in Table 2, General Fund tax revenues have shown very negligible growth in recent years. Accordingly, the FY 2016 have been forecast at the most recently estimated FY 2015 levels; except that the property tax estimate was adjusted to reflect the issuance of one year's tax bills (instead of the two to be issued in FY2015).

FY2016 General Fund revenues, net of \$85.5 million set aside for tax refunds and credits and \$68 million set aside for debt service on Gross Receipts Tax Bonds, are estimated at \$702.8 million. This total is composed of \$418.5 million from net direct taxes,<sup>5</sup> \$125.7 million from indirect taxes,<sup>6</sup> \$60.6 million from other revenues and net inter-fund transfers and \$98 million from new revenue generating initiatives.

Table 2: FY2016 Gen. Fund Revenue by Major Sources (In \$Mills.)

	FY 11-A	FY 12-A	FY 13-A	FY 14-E	FY 15-E	<b>FY 16-B</b>
Direct Taxes, net	416.0	386.8	420.4	410.1	458.5	<b>418.5</b>
Indirect Taxes, net	125.4	114.9	132.3	133.4	128.4	<b>125.7</b>
Other Revenues & Transfers	107.3	100.9	126.2	139.0	68.8	<b>60.6</b>
New Source Initiatives						<b>98.0</b>
	<b>648.7</b>	<b>602.6</b>	<b>678.9</b>	<b>682.5</b>	<b>655.7</b>	<b>702.8</b>

The *direct tax* component is composed as follows: \$361 million from individual income taxes, \$83 million from corporate income taxes and \$60 million from real property taxes, for a gross

---

<sup>5</sup> Individual and corporate income and property taxes.

<sup>6</sup> Primarily gross-receipts and taxes

amount of \$504 million. The net amount available after offsetting \$85.5 million for tax refunds and credits is \$418.5 million.

The ***indirect tax*** component is composed as follows: \$24 million from trade and excise taxes, \$162.5 million from gross receipts taxes and \$7.2 million from other taxes; for a gross amount of \$193.7 million. A mandatory set aside of \$68 million for Gross Receipts Bonds debt service leaves a net available amount of \$125.7 million.

The ***other revenues and transfers*** component consists of: \$18 million from various duties, fees and charges and \$42.6 million in net transfers from other local Funds. The primary contributors are: the Matching Fund \$12.8 million; the Transportation Trust Fund \$11.5 million and the Insurance Guaranty Fund \$18.3 million.

The structural imbalance in the General Fund, discussed earlier, still exists in Fiscal Year 2016. The estimated net revenues available from these sources are insufficient, by \$98 million, to cover the estimated expenditure required to pay for government operations in the fiscal year. This difference is to be made up by proposed ***revenue generating initiatives***, as follows: \$55.5 million in budgetary savings resulting from a proposed long term debt restructuring; \$31.0 million from a focused tax collection campaign by the Virgin Islands Internal Revenue Bureau; and \$11.5 million from sustained efforts to release federal funds.

With respect to the debt restructuring, financial analysis indicates that an opportunity exists, in today's (March 2015) municipal bond market environment, to restructure outstanding Matching Fund and Gross Receipts Tax Bonds to produce aggregate ***budgetary***<sup>7</sup> savings of approximately \$280.8 million through Fiscal Year 2020; an annual average of \$56 million. The reduction in debt service obligation will allow for increased transfers of Matching Fund cover over receipts and Gross Receipts Tax receipts to the General Fund.

---

<sup>7</sup> As distinct from present value savings, budgetary savings lower annual debt service payments by, in effect, extending the loans maturities.

The tax collection campaign will be a program designed to improve gross receipts and income tax collection. Under this proposed program, merchants will be required to install data capture processes on point of sale devices, which will capture and store sales data that will be accessed by tax authorities. Improvement in reported gross receipts will not only increase gross receipts tax collection but will also increase income tax collections, as gross receipts flow through to net (taxable) income.

### Expenditure Summary

The FY2016 expenditure budget reflects the constraints imposed by the revenue estimates. Accordingly, in the aggregate, amounts budgeted are below recent levels, albeit minimally.

Table 3: Aggregate Expenditure by Funds

(In \$Millions)	FY 14-A	FY 15-B	FY 16-P
Local Funds -Appropriated	806.5	745.3	730.1
Local Funds -Non-Appropriated	190.5	195.0	211.0
	997.1	940.4	941.1
Local Funds Bonds Debt Service	140.1	141.5	154.3
Federal Funds	173.9	192.7	172.2
	1,311.1	1,274.6	1,267.6

### General Fund

The total FY 2016 **General Fund** expenditure budget is estimated at \$702.8 million. This total is \$41 million less than FY 2015 appropriations and \$81.5 million less than FY 2014 estimates.

Table 3: FY2016 General Fund Expenditure Summary (In \$Mills)

	FY 14-A	FY 15-B	<b>FY 16-P</b>
Personnel Services & Fringe	378.0	333.1	<b>335.8</b>
Supplies & Service Charges	193.1	175.0	<b>176.0</b>
Utilities	29.5	24.6	<b>26.7</b>
Capital Outlay	4.5	3.7	<b>2.9</b>
Miscellaneous	179.2	207.4	<b>161.5</b>
Total	784.3	743.8	<b>702.8</b>

The FY2016 amount is composed as follows: \$335.8 million for personnel services cost (salaries, fringe benefits and payroll taxes); \$176.0 million for supplies, services and charges; \$26.7 million for utilities cost; \$2.9 million in routine capital additions; and \$161.5 million in a line item labeled “miscellaneous”. This “miscellaneous” line item consists primarily of \$55.3 million estimated for the Legislature and the Judiciary combined; \$94.2 million for several semi-autonomous agencies, including the University of the Virgin Islands, VI Waste Management Authority and both public hospitals; and \$12.0 million for the Board of Education, the VI Inspector General, the Career and Technical Board, VI Election System and other items.

The following are some noteworthy items funded in the General Fund budget:

- Bureau of Corrections: \$5.2 million for off-island prisoner placements
- Bureau of Corrections: \$1.1 million for prisoner health care
- Division of Personnel: \$165,000 for employee training
- Department of Education: \$6.6 million for pupil transportation in the Territory
- Department of Public Works: \$4.5 million for VITRAN bus service subsidy
- Department of Public Works: \$3.8 million for asphalt and roadside maintenance.
- Department of Sports, Parks & Recreation: \$250,000 for the creation of a Sport Policy Commission
- Department of Agriculture: \$405,000 for capital outlay for machinery

Items of note in the miscellaneous section include:

- \$37.4 million for contribution to Retirees Health Insurance;
- \$7.6 million for insurance for Government buildings and properties;
- \$3.9 million to the VI Public Television Station;
- \$3.5 million lump sum amount to the Department of Education as additional funding for vacant positions;
- \$2.3 million for outstanding employer contribution to GERS for Government retirees; and,
- \$628,000 to the Bureau of Corrections for Settlement Agreement items.

### **Other (Appropriated) Local Funds**

In addition to the General Fund, there is a total of \$154.2 million budgeted from ***Other Local Funds***. The source of funding is a collection of about a dozen special purpose Funds<sup>8</sup> established by the Legislature. In summary, the budgeted uses are as follows: \$86.3 million in debt service for Matching Fund Bonds; \$27.3 million in appropriations to the several agencies responsible for carrying out the purposes for which the Funds were established; and \$40.6 million transferred to the General Fund.

### **Other (Non-Appropriated) Local Funds**

In addition to appropriated amounts, some GVI departments and agencies (including semi-autonomous agencies) are expected to have access to an estimated \$211.0 million in local government revenues that are not subject to annual appropriations. For the most part, the sources of revenues for this ***Non-Appropriated*** expenditure are primarily fees and charges for business activity services provided by governmental entities<sup>9</sup>.

The Schneider Regional Medical Center and the Governor Juan F. Luis Hospital & Medical Center together will have access to \$138.4 million (66%) of the total, from fees and charges for medical care they provide. The two other significant amounts in this category are: \$18.3 million available to the Department of Finance from the V.I. Insurance Guaranty Fund; and \$17.5 million available to the Department of Tourism from the Tourism Advertising Revolving Fund. Each Fund is to be administered for the purposes for which it was established. The balance of \$36.8 million is spread among approximately twenty Funds, in eighteen different agencies, in amounts ranging from \$8.9 million to \$78,000.

---

<sup>8</sup> See Footnote 3.

<sup>9</sup> The notable exceptions are the revenues deposited in the Insurance Guaranty Fund and Tourism Revolving Fund. These revenues are generated from taxes: the Insurance Premium Tax and the Hotel Occupancy Tax, respectively.



## **Federal Funds**

In addition to local funds, the FY 2016 Budget is supplemented by \$172.2 million in ***Federal grants funding***. This amount compares to \$192.7 million in FY 2015 and \$173.9 million in FY 2014. Four VI Government departments are expected to receive \$134.8 million (78.3%) of these grant funds, as follows: the Department of Human Services \$59.7 million; the Department of Education \$36.8 million; the Department of Health \$19.3 million; and the Department of Public Works \$19.0 million.

Federal grants to the Department of Human Services are intended to fund the following major programs: State Administrative Matching Grants for the Supplemental Nutrition Assistance Program, Rehabilitation Services-Vocational Rehabilitation Grants to States, Temporary Assistance for Needy Families (TANF), the Head Start Program and Medical Assistance Program.

Grants to the Department of Education are intended to fund the following major programs: National School Lunch Program, Consolidated Grant to the Outlying Areas and Special Education Grant.

Major programs grant funded under the Department of Health are: Special Supplemental Nutrition Program for Women, Infants and Children (WIC), Hospital Preparedness and Public Health Emergency Preparedness Aligned Cooperative Agreement, and Immunization Cooperative Agreements Project.

Major programs grant funded under the Department of Public Works are: Economic, Social and Political Development of the Territories, and Highway Planning and Construction Projects.

## Conclusion

The persistent structural fiscal imbalance in the General Fund and the accumulation of debt that it has produced are not sustainable. A reactive approach of responding to each year's crisis has not been effective and cannot be expected to provide a long term fix. The FY 2016 Budget was prepared in the context of a longer term fiscal planning strategy, (minimum five years), which is based on expenditure constraint and resources enhancement. The two major revenue enhancement initiatives included in this budget, both promise benefits beyond FY 2016. The FY 2016 Budget should thus be reviewed in this context.

Sincerely,

A handwritten signature in blue ink, appearing to read "Nellon L. Bowry", is written over a light blue horizontal line.

Nellon L. Bowry

Director Designee, Office of Management and Budget

## TABLE OF CONTENTS

Demographics.....	8
Economic Overview .....	18
Legislative Branch .....	25
Judicial Branch.....	26
Executive Branch .....	28
Annual Budget Process .....	30

### SUMMARIES

Summary of Appropriation Requests by Activities and Funds .....	34
Schedule of Department by Budget Category.....	35
Budget Category .....	36
Revenue Overview.....	37
Total Revenue Graph .....	39
Expenditure Report.....	40
Combined Statement Revenues and Expenditures.....	48
Revenues and Expenditures Graph .....	49

<b>Federal Grants Summary .....</b>	<b>50</b>
<b>THE APPROPRIATIONS BILLS</b>	
<b>Executive Budget Bill .....</b>	<b>54</b>
<b>Anti-Litter and Beautification Fund .....</b>	<b>57</b>
<b>Virgin Islands Board of Education.....</b>	<b>58</b>
<b>Bureau of Motor Vehicles Fund.....</b>	<b>59</b>
<b>Business and Commercial Properties Revolving Fund.....</b>	<b>60</b>
<b>Caribbean Basin Initiative Fund.....</b>	<b>61</b>
<b>Community Facilities Trust Fund .....</b>	<b>62</b>
<b>Election System of the Virgin Islands.....</b>	<b>63</b>
<b>Government Insurance Fund.....</b>	<b>64</b>
<b>Health Revolving Fund .....</b>	<b>65</b>
<b>Hospital and Facilities Corporation – Schneider Regional Medical Center and Governor Juan F. Luis Hospital and Medical Center .....</b>	<b>66</b>
<b>Indirect Cost Fund.....</b>	<b>67</b>
<b>Interest Earned On Debt Services Reserves .....</b>	<b>68</b>
<b>Interest Revenue Fund .....</b>	<b>69</b>
<b>Internal Revenue Matching Fund .....</b>	<b>70</b>
<b>Public Services Commission .....</b>	<b>71</b>
<b>St. Croix Capital Improvement Fund.....</b>	<b>72</b>
<b>St. John Capital Improvement Fund .....</b>	<b>73</b>

Sewage System Fund .....	74
Tourism Advertising Revolving Fund .....	75
Transportation Trust Fund .....	76
Union Arbitration Award .....	77
Public Employees Relations Board and Labor Management .....	78
Union Arbitration – Office of Collective Bargaining .....	79
University of the Virgin Islands .....	80
Virgin Islands Career and Technical Board.....	82
Virgin Islands Office of the Inspector General .....	83
Virgin Islands Taxicab Commission.....	84
Virgin Islands Waste Management Authority.....	85

## **STAFFING**

Staff Equivalent Summary.....	87
Staff Equivalent by Department and by Fund.....	88

## **BUDGET COMPONENTS**

### **GENERAL GOVERNMENT**

Department of Justice.....	95
Office of the Governor .....	102

<b>Office of Management and Budget .....</b>	<b>107</b>
<b>Division of Personnel .....</b>	<b>112</b>
<b>Virgin Islands Territorial Emergency Management Agency.....</b>	<b>117</b>
<b>Bureau of Information Technology .....</b>	<b>123</b>
<b>Virgin Islands Energy Office.....</b>	<b>128</b>
<b>Office of the Adjutant General .....</b>	<b>133</b>
<b>Office of Veterans Affairs.....</b>	<b>138</b>
<b>Office of the Lieutenant Governor .....</b>	<b>142</b>
<b>Bureau of Internal Revenue .....</b>	<b>149</b>
<b>Bureau of Motor Vehicles .....</b>	<b>156</b>
<b>Department of Labor .....</b>	<b>162</b>
<b>Department of Licensing and Consumer Affairs .....</b>	<b>172</b>
<b>Virgin Islands Public Services Commission.....</b>	<b>177</b>
<b>Virgin Islands Taxicab Commission.....</b>	<b>180</b>
<b>Department of Finance .....</b>	<b>184</b>
<b>Department of Property and Procurement .....</b>	<b>192</b>
<b>Department of Agriculture .....</b>	<b>198</b>
 <b>PUBLIC SAFETY</b>	
<b>Bureau of Corrections .....</b>	<b>205</b>

Virgin Islands Fire Service .....	211
Virgin Islands Police Department .....	216
Law Enforcement Planning Commission.....	221
Department of Planning and Natural Resources.....	228

## **EDUCATION**

Department of Education.....	240
------------------------------	-----

## **HEALTH AND HUMAN SERVICES**

Department of Health.....	256
Department of Human Services .....	271

## **TRANSPORTATION FACILITIES AND COMMUNICATION**

Department of Public Works.....	285
---------------------------------	-----

## **CULTURE AND RECREATION**

Department of Sports, Parks and Recreation .....	301
Department of Tourism .....	307

## **OTHER**

Miscellaneous .....	313
---------------------	-----

## **CAPITAL OVERVIEW**

Capital Overview .....	323
------------------------	-----

## **FUND FINANCIAL STATEMENT**

Schedule of Principal and Interest on Long Term Debt Overview .....	329
---	-----

## **FUND BALANCES**

Fund Balances .....	334
---------------------	-----

## **AUTONOMOUS AND SEMI-AUTONOMOUS AGENCIES**

Autonomous and Semi-Autonomous Agencies .....	389
---	-----

## **ENABLING LEGISLATION**

Anti-Litter Beautification Fund Fee Schedule .....	400
--	-----

Increase on Hotel Room Taxes .....	402
------------------------------------	-----

Repeal of the Water and Power Authority Fund.....	403
---	-----

Extension of the Insurance Guaranty Fund.....	404
---	-----

## **GLOSSARIES**

Description of Federal Grants Acronyms .....	406
--	-----

Description of Funds .....	409
----------------------------	-----

Glossary .....	422
----------------	-----



# DEMOGRAPHICS

# Virgin Islands of the United States Demographics and Economy

## Geography and History

The Virgin Islands of the United States are located in the turquoise seas of the Caribbean, approximately sixty (60) miles east of Puerto Rico and one thousand seventy-five (1,075) miles south of Miami, Florida. The Virgin Islands of the United States are an unincorporated Territory of the United States. Sixty-eight (68) islands comprise the group; however, three (3) main islands, St. Thomas, St. Croix, and St. John are the most significant. Water Island, which is geographically located within the boundaries of the St. Thomas-St. John District, is commonly referred to as the fourth Virgin Island. The Territory is more than one hundred and thirty-three (133.6) square miles and is almost twice the size of Washington, D.C. with territorial waters that stretch over six hundred and three (603.9) square miles into the Atlantic Ocean. The Virgin Islands of the United States are renowned for its white sandy beaches; Magens Bay on the island of St. Thomas and Trunk Bay on the island of St. John are considered among the ten (10) most beautiful beaches in the world ("Popular Trip Ideas and Beach Guide," Travel Channel).

The city of Charlotte Amalie on the island of St. Thomas is the capital of the U.S. Virgin Islands. St. Thomas, historically mercantile, is a cosmopolitan island; yet it retains distinctive characteristics of a European settlement manifested in the architecture of its historic district. St. Thomas is a favorite stop for cruise ship passengers who take advantage of the duty-free shopping for which the island is known. The islands of St. Thomas and St. John are mountainous and volcanic in origin. St. Thomas' Crown Mountain is the highest peak at one thousand five hundred and fifty-six (1,556) feet or four hundred and thirty-five (435.86) meters above sea level.

The largest island, St. Croix, forty three (43.74) miles south of St. Thomas, is less mountainous. St. Croix boasts two cities: Christiansted on its eastern end and Frederiksted on the western end. This tropical island is three (3) times the size of nearby St. Thomas and possesses a uniquely diverse terrain. A lush rain forest in the western mountains and undulating hills in the interior are in marked contrast to the spiny, desert vegetation and dry, rocky, red cliffs found on the eastern end. Christiansted was once the capital of the Danish West Indies and is presently designated a National Historic Site. St. Croix's Point Udall remains the most eastern point of the United States.

St. John, just three (3) miles east of St. Thomas, is home to a National Park on seven thousand two hundred (7,200) acres of land of which five thousand six hundred (5,600) were gifted to the National Park Service by Laurence Rockefeller in 1956. Though it is the smallest of the three (3) U.S. Virgin Islands, St. John's natural landscape is perhaps the least spoiled of all frequently visited Caribbean islands. In 1962, the United States Congress expanded the boundary of the Park to include five thousand six hundred and fifty (5,650) acres of submerged lands as a way to protect and preserve the beautiful coral gardens and seascapes. In January 2001, through Presidential Proclamation, the Virgin Islands Coral Reef National Monument was established. It is a three (3) mile belt of submerged land off the island of St. John that supports a diverse and complex system of coral reefs and other ecosystems such as shoreline mangrove forests and sea grass beds that adjoin the already existing 5,650 acres established in 1962. The National Park Service manages both historical and marine treasures on St. Croix's Buck Island and on Hassel Island off St. Thomas. Salt River, Columbus' landing site on St. Croix, is the only co-managed park in the United States; management is shared by the Virgin Islands Territorial Government and The National Park Service.

Water Island is four hundred and ninety-one (491.5) acres or almost two square kilometers (1.989 km<sup>2</sup>), a half mile south of the harbor of Charlotte Amalie. During World War II, the island served as a military installation. In December 12, 1996, the Department of Interior transferred Water Island to the Government of the USVI.

In the early 1600s many countries took interest in the Caribbean and in what they termed "The Virgins". Holland, France, England, Spain, Denmark and the Knights of Malta all sought colonies. England and Holland colonized and

jointly inhabited St. Croix in the 1620s. Spain invaded the neighbouring island of Puerto Rico and colonized there. The French quickly moved in, removed the Spanish, and took over St. Croix, which remained a French colony until 1733. Despite successive colonial claims to the islands, the Danes emerged as the dominant colonial power and colonized all three (3) islands within a century: St. Thomas in 1672, St. John in 1717, and St. Croix in 1733.

Chattel slavery was the dominant means of labor in the Danish West Indies (1682-1848), and West Africans were the major ethnic group chosen for slavery. In 1685, the Danish government signed a treaty with the Dutch and Danes of Brandenburg. This treaty allowed the Brandenburg American Company to establish a slave-trading post on St. Thomas. Early governors promoted St. Thomas as a haven for pirates, aware that commerce of all kinds would benefit the economy of the island. St. Croix and St. John, on the other hand, pursued agricultural development; sugarcane, cotton, indigo and rum became the chief exports of the plantations' economies. St. Croix soon became one of the largest exporters of sugarcane in the world prior to the discovery of the sugar beet. This period of prosperity was known as the "Golden Age" of St. Croix

The West Africans' constant resistance to slavery, combined with the Danish colony's adoption of harsh slave codes, resulted in the first successful slave insurrection in the New World on St. John in 1733. On the island of St. Croix, however, slavery flourished and by 1803 there were well over twenty-six thousand (26,000) enslaved Africans involved in planting and processing sugarcane. As slave revolts became more frequent, Denmark was forced to develop a 12-year plan to dissolve slavery. Unyielding in their insistence on freedom, enslaved Africans on St. Croix, led by Moses "Buddhoe" Gottlieb, revolted on July 3, 1848, forcing Governor Peter von Scholten to issue the Emancipation Proclamation declaring all people in the Danish West Indies "from that day free."

After emancipation, another repressive system of exploitation was introduced which matched the prior servitude of the slave economy. In 1849, the Danish Government created the 1849 Labor Act which instituted a policy of contracts for the freed laborers in order to retain control over them. The Danes also instituted a practice of importing immigrants to make up for worker shortfalls. These contracts were entered into on an annual basis on October 1 (Contract Day) of each year. The contract provided that laborers, who were earning meager wages, should give a full year's work to the estate on which they lived and could not quit without a pass from the estate owner. After 30 years of harsh and unfair conditions, a labor insurrection erupted in Frederiksted, St. Croix. The first revolt against the Labor Act was October 1, 1878, remembered today as Contract Day.

"The Fireburn" was an uprising of former slaves who, 30 years after emancipation, were systematically barred from leaving the island and were bound to plantations where they endured poor working conditions and egregious injustices. Over fifty (50) estates and half the town of Frederiksted went up in flames as a result of the revolt. Groups of protestors torched the town and plantations as they made their way eastward toward Christiansted. The revolt was championed by female protagonists; three of whom were known as "Queen Mary," "Queen Agnes" and "Queen Mathilda." After "The Fireburn", the Labor Acts were removed.



THE THREE QUEENS OF THE 1878 REVOLT,  
"THE FIREBURN"

Due to Danish strategic needs and U.S. geopolitics, negotiations to sell the Danish West Indies to the United States began in 1867. The emergence of Germany as a major power with capacities for submarine warfare crippled international trade during World War I. The fear of Germany's seizing the Danish West Indies and establishing a

submarine base in the Western Hemisphere drove the United States to acquire the islands. After several decades of negotiations, on March 31, 1917 the Danish West Indies were officially sold and transferred to the United States for twenty-five million dollars (\$25,000,000) in gold. After the formal transfer, the United States Government changed the name of the islands to the Virgin Islands of the United States, making them an offshore territory. Over the next ten years Virgin Islanders appealed and agitated for U.S. citizenship which was finally granted to residents in 1927.

## Government

The U.S. Virgin Islands is an organized, unincorporated Territory of the United States and a part of the United Nations list of Non-Self-Governing Territories. The Organic Act of 1936 and the Revised Organic Act of 1954 created the contemporary political system. A unicameral legislature was organized to unify the Territory after the Revised Organic Act of 1954. In 1968, the Elective Governor's Act provided for the Territory's voters to select their chief executives. In 1970, Dr. Melvin H. Evans became the first elected governor. In 1968, the position of Delegate to Congress for the Virgin Islands was approved, and in 1970 Ron de Lugo became the Virgin Islands' first Delegate to Congress. In 1982 the Judicial Branch was given more power to gradually create its own territorial court system.

The Organic Act of 1936 allowed for the creation of the Government of the Virgin Islands that was tasked with providing services and creating employment for the Territory's citizens. The Organic Act of 1954 (passed by the U.S. Congress and administered by the Office of Insular Affairs, U.S. Department of Interior) established the present three branches of government: Legislative, Judicial and Executive.

The Legislative Branch is comprised of a 15-member unicameral body. Seven (7) Senators are elected from each island district of St. Thomas/St. John and St. Croix. The fifteenth (15<sup>th</sup>) senator, designated as "at-large," must be a resident of St. John. Senators are elected for two-year terms.

The Judicial Branch is comprised of a District Court of the Virgin Islands, a Supreme Court and a Superior Court. Judges for the Federal District Court are appointed for a period of 10 years. The District Court of the Virgin Islands is technically a local court, created by Congress, and is not an Article Three Court under the U.S. Constitution. The Superior Court is a court of general jurisdiction over most civil, criminal, and family cases. The newly-established Magistrate Division of the Superior Court has jurisdiction over small claims, landlord/tenant issues, traffic, probate and petty criminal matters, and other powers as prescribed by law. The newly-established Supreme Court of the Virgin Islands is responsible for appeals from the Superior Court filed on or after January 29, 2007. Appeals filed prior to that date are heard by the Appellate Division of the District Court. Judges of the District Court of the Virgin Islands are appointed by the President of the United States and confirmed by the U.S. Senate while justices of the Supreme Court of the Virgin Islands and judges of the Superior Court are appointed by the Governor of the Virgin Islands and confirmed by the Virgin Islands Legislature.

The Executive Branch is headed by the Governor and Lieutenant Governor who are elected by popular vote and serve for a period of four (4) years, with a mandated limit of two (2) consecutive terms. The Governor is responsible for the administration of government. He may grant pardons, reprieves and forfeitures against local laws as well as veto legislation. He retains the powers afforded to Governors throughout the fifty (50) states of the United States.



*The Virgin Islands Flag*

The flag of the Virgin Islands of the United States, adopted by Executive Order 17 May 1921, displays on a field of white nylon a golden American eagle between the letters V and I, holding in its right talon a sprig of laurel and in its left talon a bundle of three (3) blue arrows which represent the three (3) major islands. The eagle has a shield of the United States on its breast.



*The Virgin Islands Seal*

The Great Seal of the Government of the Virgin Islands of the United States was adopted by the 18th Legislature in 1990 and became effective January 1, 1991. It was designed by Mitch Davis, a native Virgin Islander and was selected from among 33 other submissions from around the world. In the foreground, is the yellow breast, the official bird adopted in 1970, perched on a branch of the yellow cedar, adopted as the official flower in 1934. On the left end of the yellow cedar are three flowers and three (3) seed pods; and, on the right are three (3) leaves of the plant. The three (3) major islands surround the bird and plant. The island with the sugar mill represents St. Croix; St. John is represented by the Annaberg Ruins and St. Thomas by the Capital Building (the Virgin Islands Legislature) with the US flag flying and the Dannebrog flag lowering. A sailboat is in the St. Thomas harbor and the words "United in Pride and Hope" is scrolled at the bottom of the Seal below the drawing of St. Croix.

## Climate

The U.S. Virgin Islands enjoys an arid climate, moderated by trade winds. Temperatures vary little throughout the year. Typical temperature patterns range from around 91° F in the summer to 86° F in the winter. Rainfall averages about 38 inches per year, with the wettest months from September to November and the driest February and March. Hurricane season lasts from June through the end of November.

## Politics

Politics are a driving force for economic and social change in the United States Virgin Islands, which are founded on the principle of elected individuals who represent the people, as opposed to autocracy or direct democracy. Elected representatives are charged with the responsibility of acting in the people's interest, but not as their proxy.

Virgin Islanders are U.S. citizens who cannot vote in U.S. presidential elections nor exercise a representative vote in Congress. However, there is an elected delegate in the United States House of Representatives who chairs and votes in congressional committees outside of the House itself. Nevertheless, once Virgin Islanders establish residency in any of the contiguous United States, Alaska or Hawaii, they can vote in presidential elections. There are three (3) political parties in the U.S. Virgin Islands (USVI): the Democratic Party, the Independent Citizens Movement and the Republican Party. Candidates for elected offices, who do not platform as a member of one of the three political parties, platform as Independents.

## Economy

Located in the Caribbean, tourism is the mainstay of the U.S. Virgin Islands economy. Before the onset of the Great Recession in 2007, the U.S. Virgin Islands economy grew as a result of a vibrant tourism industry, government and, more importantly, exports of refined petroleum products. These activities increased the Gross Territorial Product (GTP) by over 4 percent, on an annual basis, from 2006 to 2007. While overall tourism expenditures peaked at over \$1.5 billion in 2007, exports of refined petroleum products by HOVENSA constituted the vast majority of the increase in GTP. Revenues from the exports of refined petroleum products funded HOVENSA local operations.

With the closure of the HOVENSA oil refinery, tourism is now the main driver of economic growth in the Territory. More than two and a half million (2,500,000) tourists visit annually via cruise ship or air arrivals. Cruise ship passenger arrivals for 2014 were up by 4.3 percent, while cruise ship calls posted a 4.6 percent increase. For the future, plans are underway to expand and improve the ports by the Virgin Islands Port Authority and the West Indian Company will continue to market the U.S. Virgin Islands to capture a larger segment of the cruise ship industry.

As a result of aggressive marketing efforts by the Department of Tourism and the additional air carriers servicing the Territory, air visitor arrivals experienced a 3.6 percent growth in 2014, after a decline of 4.7 percent in 2013. As the U.S. and global economies maintain the current economic recovery, tourism arrivals along with expenditures are forecasted to increase in the Caribbean region with the U.S. Virgin Islands being the key destination.

Since the peak of overall employment in 2007 of over 46,000 positions, the current work force of approximately 41,000 positions has been impacted by widespread unemployment in the Territory. Before the recession, employment in construction, manufacturing and trade related sectors improved significantly. While construction, manufacturing and government positions continue to decline, information technology, professional and financial services based positions are now being created. As more information technology related positions are being filled in the Territory, the completion of the Virgin Islands Next Generation ("viNGN") project will enhance the information technology industry supported by both the public and private sectors, along with the University of the Virgin Islands, Research Technology Park and other technology based initiatives.

## Education

The Virgin Islands Board of Education was established as an independent agency of the Government of the United States Virgin Islands by Act No. 2252. Its duties are to recommend the establishment of public schools, prescribe general regulations and orders, adopt curricula and courses of study, recommend laws and amendments, and recommend appropriations required for the operation of the public schools and the Department of Education. The Board certifies educational professionals, exercises oversight over federal dollars and manages the Territorial Scholarship Program. The USVI's public education system, administered by the Department of Education, is currently comprised of a State Education Agency (SEA) and two (2) Local Education Agencies (LEAs) for the St. Thomas/St. John District and the St. Croix District. The St. Thomas/St. John District has two high schools, three (3) middle schools and ten (10) elementary schools. The St. Croix District also has ten (10) elementary schools, three (3) middle schools and two (2) high schools.

## Health

The Virgin Islands Hospital and Health Facilities Corporation was established to ensure quality, comprehensive health care to residents and visitors. The Schneider Regional Medical Center (Roy Lester Schneider Hospital, The

Myrah Keating Smith Community Health Center and the Charlotte Kimelman Cancer Institute) serves St. Thomas and St. John District. On the island of St. Croix, the Governor Juan F. Luis Hospital and Medical Center provide both basic and critical care to a growing patient population; services recently expanded and include a Cardiac Center.

The V.I. Department of Health's (DOH) goal is to improve the health status of all Virgin Islands residents and to ensure they receive access to quality health care services. The DOH is responsible for helping each person live a life free from the threat of communicable diseases, tainted food, and dangerous products. To assist with its mission, the DOH regulates health care providers, facilities, and organizations, and manages direct services to patients where appropriate.

The V.I. Department of Health consists of five (5) major divisions: Public Health Services, Health Promotion & Disease Prevention, Health Information Technology, Public Health Preparedness and the Division of Licensure. The Division of Licensure consists of nine (9) boards which regulate all healthcare professionals in the Territory. As part of its mandate, the Department is also tasked with operating two (2) community health clinics, one (1) in each district. The DOH currently depends on a staff of more than five hundred (500) and a budget of more than forty-four million dollars (\$44,000,000) to provide needed services to the Virgin Islands community. The transfer of the Medical Assistance Program (MAP) to the Department of Human Services was finalized in Fiscal Year 2013 with the Emergency Medical Services also scheduled to be transferred to the Department of Fire Services in 2014.

## Human Services

The Department of Human Services serves as the "state agency" for publicly financed programs that address the needs of the indigent, disabled, elderly and low-income populations. The department also addresses the needs of the juvenile population through the Foster Care, Child Abuse and Neglect, Juvenile Justice and Juvenile Delinquency Prevention Programs. Most recently the department was assigned oversight responsibility to end homelessness in the Territory.

The Department of Human Services, through partnership with other government departments, agencies and other organizations, assists in the rehabilitation of individuals in order to place them in competitive employment to achieve self-sufficiency. As a result of revenue shortfalls and budget constraints in the Territory, the Medical Assistance Program was transferred from Health to the Department of Human Services to better serve the needs of the citizenry.

## Culture

The United States Virgin Islands is among the most culturally diverse, ethnically rich and artistically vibrant societies in the Caribbean. The islands' history fostered a culturally diverse social order where a fusion of cultures has formed a distinctive society where variations are the accepted standard.

Like most of the English-speaking Caribbean, Virgin Islanders' culture is syncretic, derived mainly from Amerindian, West African, European, Creole and American influences. Despite two hundred and fifty (250) years of Danish colonization, the dominant language has been English-Creole since the early 19<sup>th</sup> century. The Dutch, French, Danes, African and Spanish all contributed to the islands' cultural diversity. Historic and recent immigration have brought persons from other island nations not limited to: Puerto Rico, the British Virgin Islands, Haiti, the Dominican Republic, St. Lucia, Antigua, St. Kitts/Nevis, Anguilla, Dominica and Trinidad/Tobago to the U.S. Virgin Islands. Additionally, persons from the Arab world, India and China contribute to the cultural mix of the U.S. Virgin Islands. However, the foundation of Virgin Islands' culture stems strongly from Africans who were imported from West Africa as laborers, agriculturalists, and craftsmen to work in tobacco indigo, cotton and cane fields, in rum manufacturing, on plantations, and in mercantile and urban industries between the 17<sup>th</sup> and 19<sup>th</sup> centuries. These Africans brought with them skills and traditions from across a wide expanse of the Africa continent, including what is now Nigeria, Senegal, the Congo, Gambia and Ghana. The amalgamation of cultures created a distinct and unique society, rich in customs, music, dance, arts, language, architecture and cuisine. The official music of the

U.S. Virgin Islands is Quelbe, a synthesis of African, European and Caribbean musical forms, a mix which reflects social and cultural conditions that existed during the 18<sup>th</sup> and 19<sup>th</sup> centuries. Enslaved Africans, denied practice of their own spirituality, language, music and dance (that neither distance nor time could stifle), ingeniously adapted and integrated aspects of their European colonizers with the spiritual richness of their African culture to produce the unique musical form of Quelbe and other musical genres such as Cariso, which is the improvisation of West African singing styles, balladry, ritual chants and songs. Twenty-first Century music genres include an opulent blend of soca, reggae, calypso and zouk.

The annual celebrations of the Crucian Christmas Carnival on St. Croix, the St. John Fourth of July Celebration, and the Virgin Islands Carnival on St. Thomas continue to provide economic stimuli as thousands of visitors pour into the Territory to enjoy the unique culture and personality of each island. The Virgin Islands Carnival officially concludes the tourist season of the Virgin Islands of the United States.



## United States Virgin Islands Selected Demographics

<b>Population</b>	<b>105,080</b>	<b>Tourism Industry 2010</b>	
St. Thomas	50,816	Total visitors	2,642
St. John	4,039	Tourist (thousands)	580
St. Croix	50,225	Excursionists (thousands)	2,062
		Air Excursionists	157
Male	48,304	Cruise passengers	1,905
Female	56,776	Number of Cruise Ships	667
Under 5 years	6,060	<b>Tourism Related Employment 2014</b>	<b>8,225</b>
5 to 9 years	7,627	Hotel and other lodging	3,627
10 to 14 years	7,059	Gift Shops	1,257
15 to 19 years	5,798	Restaurants and Bars	2,765
20 to 24 years	4,785	Transportation by Air	476
25 to 29 years	6,143	Scenic and Sightseeing Transp.	100
30 to 34 years	7,709		
35 to 39 years	7,699	<b>Households</b>	<b>44,278</b>
40 to 44 years	7,226	<i>Total Households with Income</i>	34,990
45 to 49 years	7,865	Median household income (dollars)	36,674
50 to 54 years	7,690	Less than \$5,000	1,062
55 to 59 years	7,617	\$5,000 to \$9,999	2,318
60 to 64 years	8,249	\$10,000 to \$14,999	3,506
65 to 69 years	5,143	\$15,000 to \$24,999	7,490
70 to 74 years	3,439	\$25,000 to \$34,999	6,370
75 to 79 years	2,609	\$50,000 to \$74,999	7,115
80 to 84 years	1,352	\$75,000 and \$99,999	3,956
85 years and over	1,010	\$100,000 and over	47,421
		Per Capita Income (Dollars)	19,982
<b>Total Population</b>	<b>105,080</b>		
<b>Median age</b>	<b>39.7</b>		
<b>Place of Birth</b>		<b>Religion</b>	
US Mainland	9,489	Baptist	42%
Virgin Islands	43,367	Episcopalian	17%
Puerto Rico	2,535	Roman Catholic	34%
Other Caribbean Islands	27,273		
Elsewhere	2,732	Other	7%
<b>School Enrollment</b>	<b>25,918</b>		
Elementary or high school (grades 1-8)	17,621		
High school	5,872		
Percent High school graduate or higher	74.9%		

Percent Bachelor's degree or higher	18.3%
-------------------------------------	-------

#### **Education Attainment**

Persons 25 years and over	73,751
Less than 9 <sup>th</sup> grade	8,199
9 <sup>th</sup> to 12 <sup>th</sup> grade, no diploma	10,289
High School graduate or equivalent	28,764
Some College no degree	9,663
Associate Degree	3,364
Bachelor's Degree	9,641
Graduate or Professional Degree	3,830

#### **Language Spoken at Home**

English only (official)	71,589
Other than English	27,431
French, Creole, Patois	6,623
Speak English "less than very well"	1,717
Spanish or Spanish Creole	19,714
Speak English "less than very well"	5,251
Other languages	1,094
Speak English "less than very well"	328

#### **Source:**

US Census Bureau 2010

US Virgin Islands Community Survey 2012

US Virgin Islands Bureau of Economic Research

# **ECONOMIC OVERVIEW**

## Economic Overview

The year 2015, will be a challenging one for the economy given the many stresses in the economic and fiscal policy indicators. From all events, 2016 will also continue to be a challenging one. These ideas are based on what is taking place nationally, on the continent of the United States, and what is taking place and could conceivably take place, internationally. However, within these possible challenges, there will be opportunities for growth and development in the economy.

According to International Monetary Fund estimates, the countries in the Caribbean, the United States Virgin Islands (USVI) included, should grow at an average of about 2% in 2015. This **Economic Overview** takes into consideration national data and international data and locate the USVI in that economic growth space. We say growth space because from all of the available data points, the principal thrust of the USVI economy has to be centered on the growth side of economy in light of the fact that the fiscal side is under heavy stress. While the economic and fiscal sides of the development thrusts are crucial, it is the small instances and evidence of mild growth in the macroeconomic indicators that are pivotal, and which will undergird the growth in the economy over the next five years.

In the first instance, according to projections and actual estimates, there has been a slight increase in taxes collected as expressed in individual income tax, corporate tax, etc. This will improve marginally in 2015 and 2016 given the aggressive collection nature of the BIR in its approach to ensure that all citizens carry their equal burden in running the affairs of the economy. Likewise, given a discount period on early payment of property taxes, and the issuance of two property tax bills for 2015, there was a noticeable improvement in property tax collections in 2015. From 2016 onward, there will be one property tax bill so it is expected that collections for 2016 onwards should be about 60% of the collections of 2015, or about \$60 million.

The Virgin Islands economy is inextricably linked to developments on the continent of the USA. In the USA, the growth in the private-sector jobs rebounded from a dismal first quarter of the year to add 223,000 net new jobs in April. The consensus was for 205,000 jobs after a weak March report. The USA unemployment rate fell to 5.4% from 5.5% in March, according to the USA Labor Department. This is the lowest rate of unemployment in the USA since six months into the Great Recession of 2008. Employment is expected to be at 94.6%. The employment data are reassuring in that they suggest that the USA economy is recovering from the after-effects of the extremely harsh winter and the fall-out in output in the first quarter of the year.

From January to March, the USA economy expanded at a rate of 0.2% for the quarter or a projected 2.4% for the year. According to most analysts, the new job picture enables one to project an annual 2.5% GDP growth for the USA in 2015. The GDP of the USVI is approximately 53% of the USA economy. If we use the USVI GDP to the USA GDP ratio, we could anticipate growth in the USVI to be a have an annual GDP growth of the USVI economy. This will be developed later.

Now, given the projections in winter and other severe climatic conditions on the continent, it is possible that the tourism figures may improve and thus a higher growth may be anticipated. On the other hand, the growth in the USA economy is handicapped because overseas economic ups and downs have put a constant pressure on the USA economy. The USA dollar is very strong now. Unfortunately this strong dollar has made USA goods and services more expensive abroad thus factory production has had to be cut back. Added to this, the dramatic fall in oil prices from normally \$100 per barrel to the fifties and sixties now, has forced some oil companies to lay off people. Having said that, however, the jobs growth was a restraining factor on the possible action of the Federal Reserve Bank; that it did not raise the interest rate is good for borrowers, but not for lenders. The Dow Jones Industrial Average is steadily rising and indicating some strong signs on the financial side of the economy.

This background is crucial in light of the fact that the USVI economy is inextricably linked to the USA economy. The unemployment picture in the USVI is as follows:

For the Fiscal Year 2014, unemployment on St. Thomas/St. John district was 11.9%; 14.2% on St. Croix and 13.0% across the USVI. For the latest 2015 VI BLS January data, unemployment in the St. Thomas/St. John is 10.7%; 13.6% on St. Croix and 12.1% across the USVI. Thus unemployment has fallen 1.2% in the St. Thomas/St. John district; 0.6 % in the St. Croix and 0.9% across the Virgin Islands. While the USVI 2015 jobless rate to date is 12.1% compared to 13.0% in 2014, it must be noted that initial claims for unemployment insurance, one of the better leading indicators of future labor market conditions, averaged 260 last September, which is 48 or 22.6 % above the 212 average for 2007, the year before the economic crisis impacted the local economy and the international economy.

If we put labor data in a positive context, the 2015 employment rate to date on the St. Thomas/St. John district is 89.3%; on St. Croix employment is 86.4%, and across the USVI, the employment rate is 87.9%. St. Croix is 2.9% lower than St. Thomas/St. John and St. Croix is 1.5% lower than the overall USVI employment rate. For the USA, the April employment rate is 94.6%. Thus the USVI is 6.7% higher than the USA rate.

In terms of jobs, the USVI data represent the following: 47,671 persons employed in civilian jobs during the Fiscal Year 2015, to date. Of that number, 18,947 or 39.75% are employed on St. Croix and 22,855 or 47.94% are employed in the St. Thomas and St. John district. It is instructive to note that this 47,671 figure is a 1.5% growth over the 46,984 persons employed for the corresponding period in Fiscal Year 2014. ***That is, the actual increase in employment is 687 persons.*** St. Thomas/St. John employment rate is 8.19% higher than St. Croix's.

One of the critical dimensions of the job market is the nature of the market. Since the closure of HOVENSA in 2012, there has been a dearth of manufacturing jobs. According to Economic Development Authority (EDA) statistics, many businesses are applying for EDA benefits in the area of financial management and advice; however, according to the USA Federal Government and VI Bureau of Labor Statistics (BLS) data, a substantial cohort of workers in the USVI is in retail sales. The BLS notes that the second largest category is as "a general operations manager." The largest number of employees in the USVI is in the area of security guards. Wait staff are very high, also.

In the area of Science, Technology, Engineering and Mathematics (STEM), the Territory was last, nationwide. There were a total of 820 persons in the STEM area with an annual mean wage of \$34,960. This was out of a total national employment in STEM of 38,060. Only 0.02% of our employment is in the STEM area. This is an area of education policy and curriculum developments geared to improving competitiveness in technology development, intellectual property, etc. This is an area that lends itself to major developments. It suggests that this could be a critical focus to ensure that the VI economy grapples with the reality of the vitality of STEM.

For the first part of Fiscal Year 2015, the USVI's nonagricultural wage and salary jobs were one percent below 2014. During this period, there was a total of 37,933 nonagricultural jobs compared to 38,292 during same period in Fiscal Year 2014, for a decline of less than one percent in both federal and local public sector jobs. Of the 37,933 jobs, 27,146 jobs or 71.6% were in the private sector and 10,787 or 28.4% were in the public sector. The loss of private sector jobs impacted the construction, manufacturing, financial services, trade, goods producing, and other service sectors. On the other hand, seasonal sectors: tourism, leisure and hospitality accommodations and food remained at same levels as last fiscal year.

Total visitor arrivals fell 1.3% in the first five months of Fiscal Year 2015. Air arrivals increased by 5.4%. In contrast, cruise passengers decreased by 3.2%. Other economic indicators in the housing and real estate sector likewise showed improvement. Overall real-estate transactions in 2014 recorded growth in the number and value of homes sold from one year earlier. The number of homes sold in the Territory registered a growth of 4.4%. The average value of the sale price of a home in the Territory was up to \$568,295 in 2014 from \$538,369 in 2013. This was an increase of 5.6%. There is a strong predisposition to believe that this upward trend will continue given the nature of interest rates in the nation.

For the first half of Fiscal Year 2015, the total value of construction permits grew by 29.0%; that is up to \$102,954 million from \$79,811 million in Fiscal Year 2014. During the same period in Fiscal Year 2015 there was a loss of \$9.8 million in public projects permit value. Conversely, in the first half of 2015 permit value for private non-residential home rose to \$52,853 million from \$29,105 million in 2014. This represents a very significant increase of 81.6%. Indicators from business interests suggest that we should see a continuing upward trend in this area.

Despite the possible stresses and strains that could be anticipated in the years ahead, it is equally clear that there are a variety of initiatives and resultant opportunities for the Territory. First, while the territorial GDP still is about 53% of the national GDP, a number initiatives announced by the Mapp-Potter Administration have the potential to move the economy along a growth-path that could conceivably approximate the growth rate of the USA or surpass that growth, all things being equal.

Among these initiatives are measures to firm-up the fiscal side of the economy and locate the fiscal side within the objective of growing the economy. As noted before, an aggressive collection of delinquent taxes owed is one of the major thrusts. Therefore it is a strategic approach to management of the expenditures and ensuring that fiscal prudence and diligence are in place in revenue collection and expenditure disbursements across all departments and agencies. To this end, there is a Financial Team comprising of key financial and policy analysts of the Administration who are tasked with keeping a vision on revenues and expenditures and forecasting where the economy should be, over the next five years. The principal objective here is to ensure that one-year planning is not the primary mode of operations. Long-term planning should become the norm to enable the decision-makers to have more scope and scale to plan and effectuate serious, cogent planning. The ideal rationale for the planning is to have a systematic approach to revenue collections and to locate the revenue with the expenditure space, not the other way around.

In the area of tourism, serious efforts are being made to capture greater market share with the FCCA, such that the industry is more mutually beneficial to both the Territory and the cruise lines. The major ports development on St. Thomas and St. Croix, in terms of dredging and making the ports more attractive and presentable, inviting and symbolic of a full experience, are all geared to minimally keeping the tourism market, and optimally increasing the tourism market share. In this light, the new modality of the movement from the six-pack per vessel to 12-pack will serve to enable the VI to recapture some portions of the yachting and cruise industry.

Over the years the Territory has clearly been in the top three tourism destinations in the Caribbean. While the numbers of tourists are still coming to the VI and we estimate that they will still come, we have to be mindful of making the visit an experience to remember. Added to that, we have to develop greater strategies to brand the economy in culture, music, film, and other experiences that will attract visitors and attract, especially, a type of tourist whose per capita expenditure is higher than what has been happening over the last several years. This is particularly true now that the nation of Cuba will begin to attract American tourists which attraction, in the long run may be a competitive disadvantage to the Territory. In light of the fact that the tourism plant in Cuba is not up to par, the Territory needs to move now to upgrade the tourism plant and beef-up the technology and service delivery in the tourism industry. Fortunately, the Tourism Department is on the ball and understands the dynamics of the industry. There is a study that was undertaken a few years ago which indicates that for every 10% in tourist arrivals, GDP increases by 0.2%. There is another study that indicates that for every 10% in USVI Tourism Expenditure over the period, USVI GDP increases by 7.5%. So it is clear that tourism and its expansion in the USVI is of central moment in the years to come.

The Administration is making serious efforts to develop new synergies with the Federal Government to put in place a new approach to the acquisition of Federal funds and the programmatic and responsible use of Federal funds when they are obtained. There is evidence that in the past, Federal funds were not optimally and judiciously used. To this extent, there is now an agency in the Office of Management and Budget whose task is to seek Federal Funds with the clear mission to use the funds judiciously and prudently over the years to come.

On Agency level, the Water and Power Authority (WAPA) has now assumed a new mandate and mantra relative to the use of propane and other sources of energy conversion with the specific purpose of reducing the cost of energy in the Territory and with the derived demand to enable growth of businesses. Energy cost is a pivotal cost in businesses. To the extent that energy costs could be reduced appreciably, this will be a fillip in the economic growth path of the economy of the Virgin Islands.

The economy of the VI is imbued with a major development in technology through the Virgin Islands Next Generation Network (ViNGN), the information highway that is crafted to move the economy along an economic path of high speed technology and economic opportunities. To do so, however, there will be a need to have all government agencies and departments as well as many private sector partners as possible, locked into the system. The idea is to develop an interoperable system that will make the entire USVI wired and put the economy on the cutting edge of change and development. There is, in conceptual stage, a Virgin Islands Virtual Information System (VIVIS), that is slated to be a warehouse for data so that all data across the VI could be readily available for use and analysis, any place, any time.

#### **ECONOMIC REALITY:**

Over the period 2007 to 2014, the Economic Indicators of the USVI looked like the data in Table One.

Table 1: ECONOMIC INDICATORS, 2006-2013

Indicators	2007	2008	2009	2010	2011	2012	2013	2014
GDP	\$4,853	4,266	4,260	4,406	4,288	4,143	3,792	3,792
Individual Income Taxes	426.9	433.4	327.9	334.4	353.6	333.2	327.4	327.4
Corporate Income Taxes	152.7	177.0	50.7	61.0	54.4	45.7	62.5	62.5
Total Revenues	728.0	678.7	483.0	591.0	636.8	668.8	682.1	682.1
Total Expenditures	843.3	889.2	877.2	1,168.6	847.4	802.7	850.9	850.9
(R-E)	(115.3)	(210.5)	(394.2)	(577.6)	(210.6)	(133.9)	(68.8)	(168.8)

Sources: Bureau of Economic Research (BER): Individual Income and Corporate Taxes

Bureau of Economic Analysis (BEA): GDP

Office of Management and Budget (OMB): GVI Financial Analysis 2013: Taxes, Total Revenues and Total Expenditure

In light of the above data in Table One, we now present estimated data for the years 2015 through 2019. See Table Two below.

Table 2: ECONOMIC INDICATORS, 2015-2019

Indicators	2015	2016	2017	2018	2019
GDP*	<b>\$4153.8</b>	<b>4001.1</b>	<b>4094.6</b>	<b>4190.2</b>	<b>4287.1</b>
Individual Income Taxes	324.2	352.6	354.4	356.1	357.9
Corporate Income Taxes	86.4	90.0	90.5	90.9	91.4
Financial Resources Available (R)	721.3	711.6	720.8	709.3	712.8
Total Expenditures (E)	717.7	695.1	709.0	723.2	737.6
(R-E)	3.6	16.5	11.8	(13.8)	(24.8)

Sources: Bureau of Economic Research (BER): Individual Income and Corporate Taxes

GDP\* The GDP Estimates are based on BEA data and a forecast on Government Revenue

Office of Management and Budget (OMB): GVI Financial Analysis 2013; Taxes, Total Revenues and Total

## Expenditure Forecast (OMB, IRB).

The GDP estimates for the years 2015 through 2019 are forecast to be a function of Government Expenditure on the proviso that the Government is the primary engine of growth, and may have to be the primary engine of growth over the five years 2015 through 2019. Data from 2000 to 2009 were used to establish a model relationship between GDP and Government Expenditure. In other words, the idea is that USVI GDP is a function of Government Expenditure, both local and Federal. On a second level, an equation was designed to determine the extent to which the USVI and the USA economies are correlated or interrelated. The two equations are:

1. USVI GDP is a function of Government Expenditure, and;
2. USVI GDP is a function of the Real GDP of the USA and the USVI GTP lagged one period.

Based on the GDP estimates in Table Two, over the period 2015 through 2019, the GDP is estimated to grow at a rate of 0.64% per annum or a cumulative 3.2%. This estimate would have to be considered on the ups and downs of the USA economy. But pragmatically, the growth rate seems laudable, given the data projected for Government Revenues over the period 2015 through 2019.

### **Conclusion: The Way Forward**

Starting in 2016 and onwards into 2019, the economy of the USVI will have to be marshalled in a very serious manner. Projections of Revenues and Expenditures and the commensurate Gross Domestic Product will be such that the economic side of the ledger will be of major significance. The fiscal side has already being put in a tight forecast for the next five years. It is to be noted that there are a variety of initiatives both from the revenues and expenditures sides that underpin the projections for revenues, expenditures and GDP for the next five years. The fact that estimates are being offered now for the next five years is based on the idea that one-year forecasts are not very robust in long-term planning. The nature of the current economy requires that a long time frame be put in place with a commensurate economic development plan that would move the economy to higher levels of growth.

In all of this move to craft a new thrust in the economy, the relevant macroeconomic indicators would have to be expanded and/or improved. There will be a need to ramp up the productivity in the economy. Investment to GDP is currently about 14 percent; this should be on the order of about 30%, if the Territory is to maintain the levels of GDP projected for the next five years. The consumption profile has to be raised to about 70%, so that it could be the driving force of expenditure in the economy. Consumption to GDP has been averaging about 55% over the last several years. There must be a revision of the nature about taxes and the tax burden in the economy. The time may be right for a Tax Commission to review the tax structure with a view to improve the system and eliminate nuisance taxes, that is, those taxes which are yielding less revenues than they cost to collect.

Fiscal discipline and fiscal responsibility combined with a broad-based economic plan of growth should be the bedrock of development over the next five years, starting with the year 2016. There will have to be a system put in place to manage the economy, to minimize in the short-run and eliminate in the long-run, debt and fiscal deficits. Debt, as we know, is the accumulation of deficits. Deficits are basically the excess of expenditures over revenues. Although the USVI and its allied agencies are fairly well-respected in the bond market, long-term borrowing for current consumption should not be norm. Borrowing should be done, but only for investment purposes, and, in this instance, the intergenerational equity of the debt burden should be taken into consideration as borrowings are made.

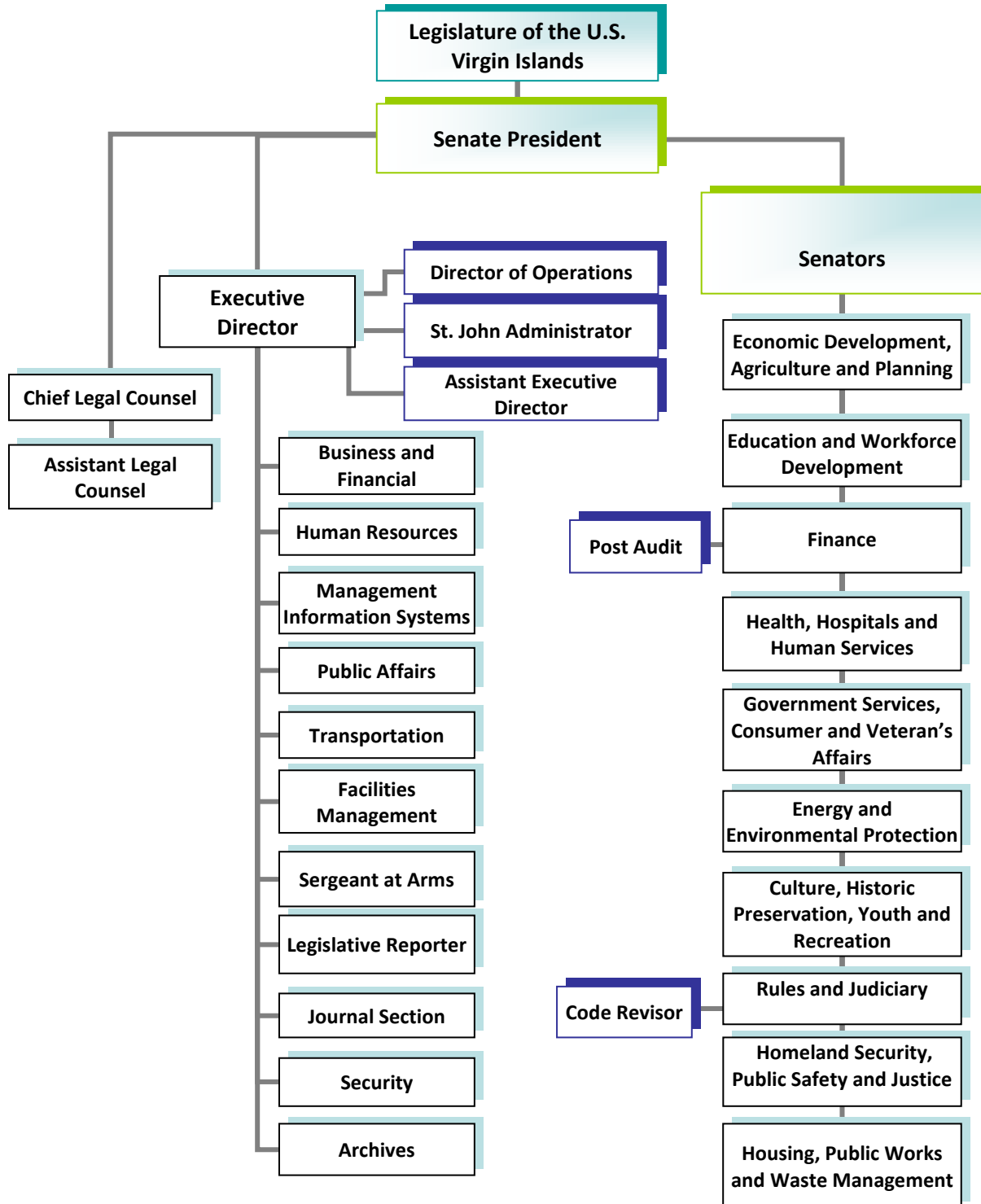
The short-run elasticity of the response of the USA economy to the USVI economy is 0.17; that is, for every 10% increase in the USA GDP, the USVI economy increases by 1.7%; the long-run response is 0.85; that is, in the long-run, for every 10% increase in the USA GDP, the USVI economy increases by 8.5%. It takes 0.20 years or 73 days for the economy of the USVI to respond to the stimulus. That is the speed of adjustment; and finally, it takes 4 years for expenditure from the USA expenditure to fully impact the economy of the USVI. Given this statistical



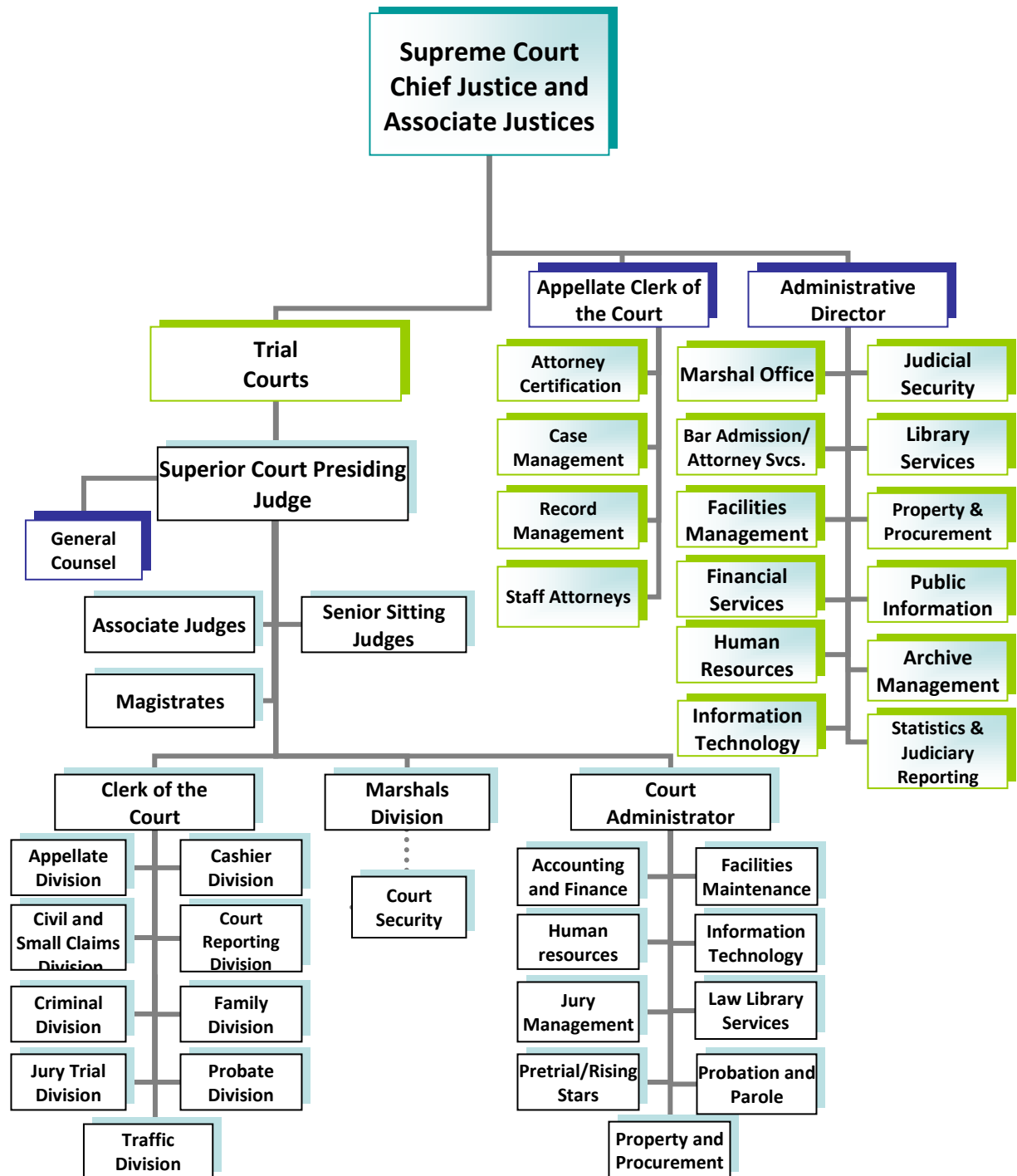
relationship, it is imperative that we pay greater attention to the nature of the USA economy and the economy of the USVI. Paramount among all of what has to be accorded priority over the next five years, is the need to develop an enhanced awareness of productivity in the economy. Productivity is output divided by input. In this case, it is output divided by labor. There will a need to develop a new attitude to work. Service of the highest order would have to be central to the economy as the USVI is a service-oriented economy. Excellence in service will have to be pervasive across the entire territory if the economy is to continue to seize the opportunities for a competitive advantage in tourism, technology, and intellectual property rights, to name a few, and parlay these competitive advances and advantages into economies of scale and scope as the economic and fiscal initiatives kick into high gear. Time is essential in all things. Where others see pessimism, we should see opportunities. So as we all put our shoulders to the proverbial wheels, let us truly ***“build the foundation for fiscal sustainability”*** and economic growth over the next five years.

# **BRANCHES OF GOVERNMENT**

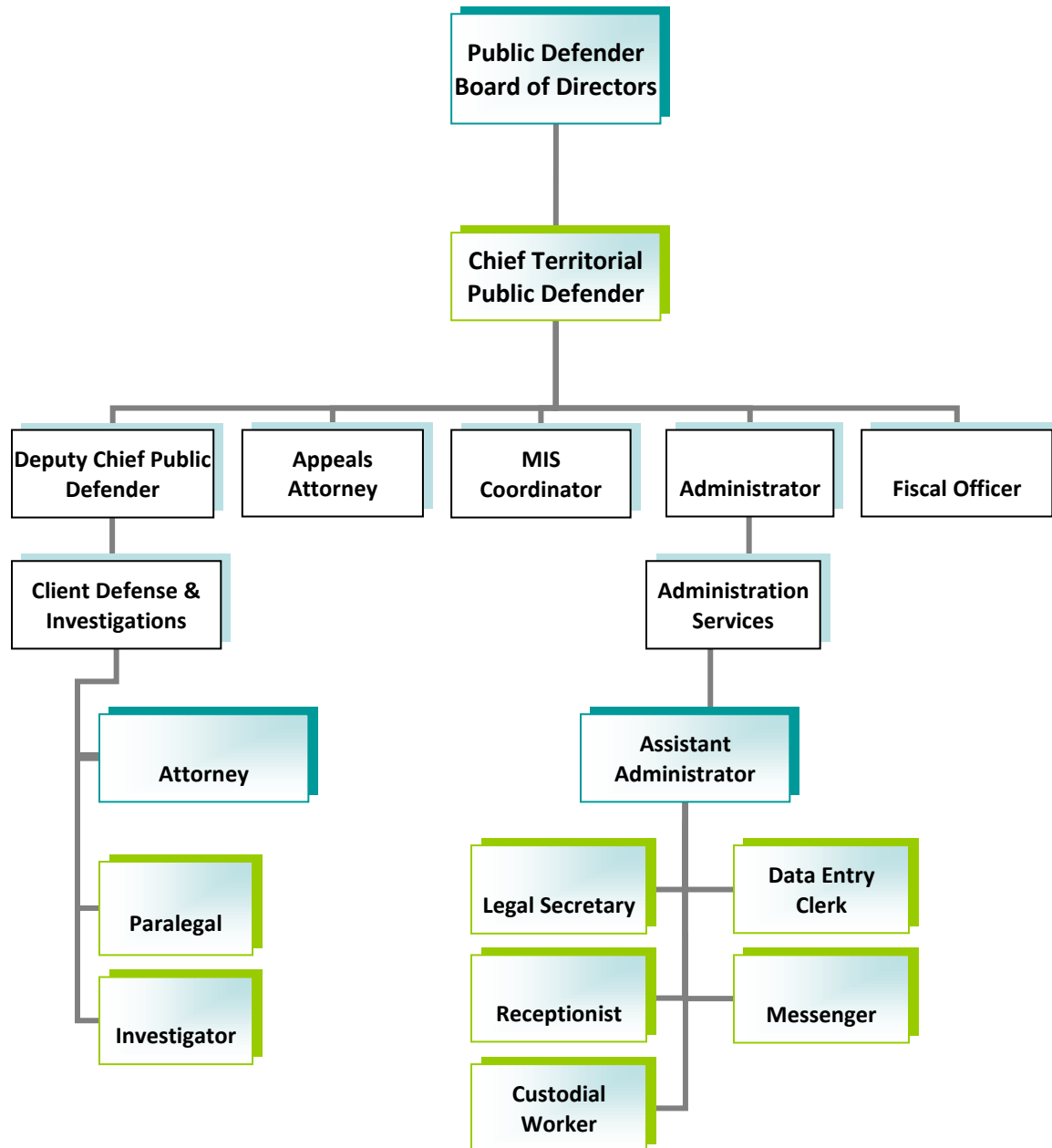
## THE LEGISLATURE OF THE UNITED STATES VIRGIN ISLANDS ORGANIZATIONAL STRUCTURE



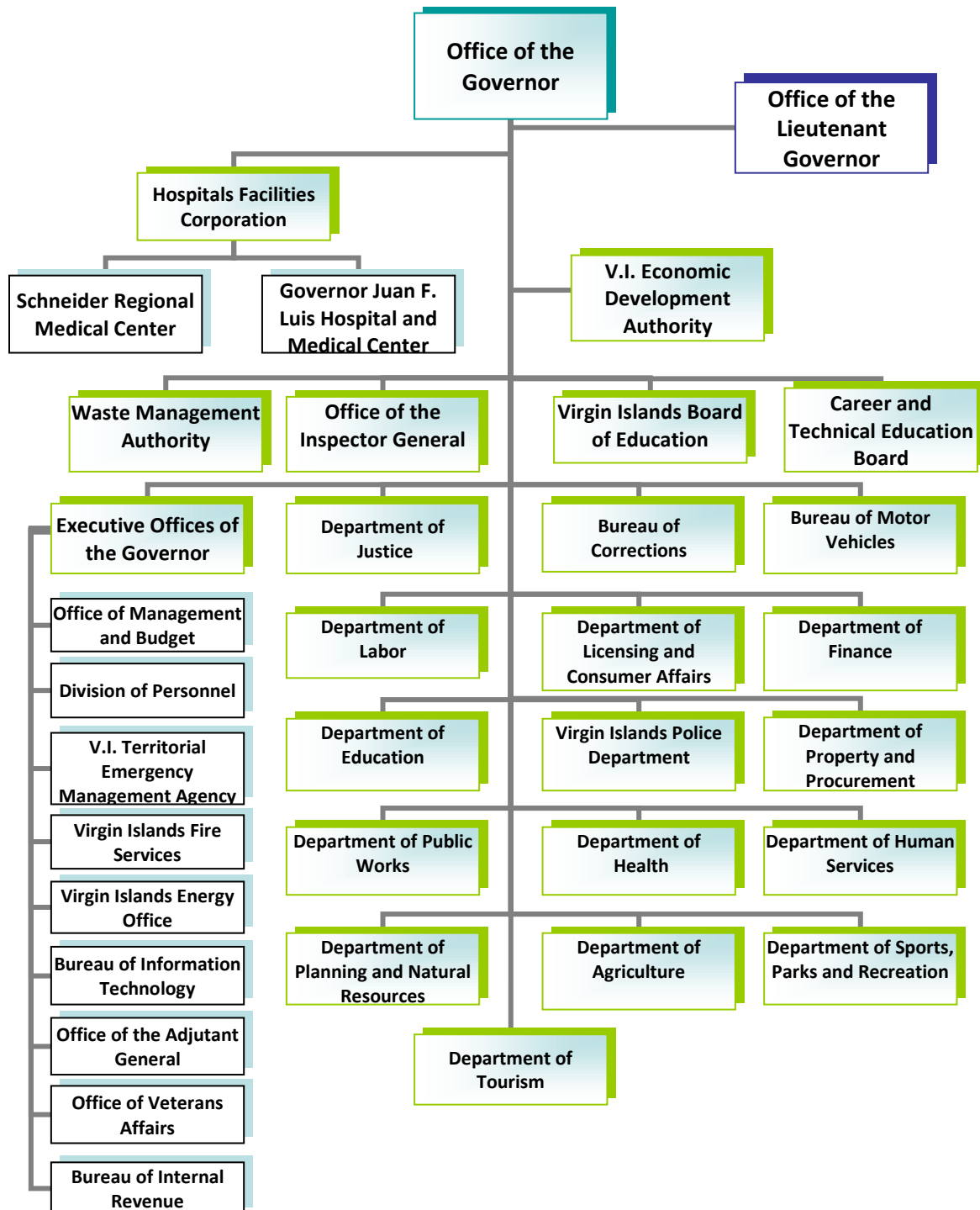
**THE UNITED STATES VIRGIN ISLANDS  
JUDICIAL BRANCH  
ORGANIZATIONAL STRUCTURE**



**VIRGIN ISLANDS  
PUBLIC DEFENDER  
ORGANIZATIONAL STRUCTURE**



# THE UNITED STATES VIRGIN ISLANDS EXECUTIVE BRANCH ORGANIZATIONAL STRUCTURE



# **ANNUAL BUDGET PROCESS**

# Government of the Virgin Islands' Annual Budget Process

## Annual Budget Process Overview

The Government of the Virgin Islands' budget process is based on an executive budget model. The Executive Branch is responsible for developing, formulating and compiling a comprehensive, balanced budget proposal, which is modified by the Legislature and enacted into law. The Governor is required by law to seek and coordinate requests from agencies of the government; to develop a complete spending plan of proposed expenditures, listing revenues available to support them; and to create a prospective, balanced budget. This budget, along with the necessary appropriation bills and enabling legislation, is mandated by law to be submitted to the Legislature by May 30<sup>th</sup> each year. The Governor is also required to execute the adopted budget through administrative actions during the fiscal year.

The Government of the Virgin Islands' fiscal year begins October 1 and ends September 30; however, the actual "budget cycle," representing the time between early budget preparation and final disbursements, extends over the entire year, commencing in the first quarter of the current fiscal year.

The budget process consists of six major activities:

1. **Budget Formulation**
2. **Agency Budget Preparation**
3. **OMB Budget Review/Recommendation**
4. **The Governor's Proposal**
5. **Legislature's Action**
6. **Budget Execution**





## Budget Formulation

**December – January:** The budget formulation process begins with the development of the revenue projections. The Financial Team which is comprised of the Director of the Office of Management and Budget (hereinafter “OMB”), the Commissioner of the Department of Finance, the Director of the Internal Revenue Bureau, the Director of the Division of Personnel, the Chief Negotiator of the Office of Collective Bargaining, the Director of the Bureau of Economic Research, two (2) liaisons from the Office of the Lieutenant Governor and a liaison from the Office of the Governor meet periodically to analyze past economic trends and monitor revenue flow to begin developing revenue projections for the upcoming fiscal year. During the month of December, the Director along with the staff of OMB begins the development of the budget ceilings for all departments and agencies based on projected revenues for the upcoming fiscal year.

**January:** The Director of OMB issues budget guidance to all departments and agencies with the projected ceiling levels as dictated by projected revenues. During this time, OMB conducts budget orientation sessions in the St. Thomas/St. John and St. Croix districts with the commissioners, directors, fiscal personnel, and program directors and explains all budget guidelines. Analysts assigned to each department and agency answer inquiries about the guidelines. The analysts work with the departments and agencies on a one-to-one basis to address particular budgetary concerns. Additionally, site visits are conducted during this period to familiarize the analysts with the departments and agencies’ operational plans.

## Agency Budget Preparation

**February:** The departments and agencies develop their spending plans in agreement with the ceilings and guidelines in the Budget Call along with training and hands-on budget orientation sessions.

## OMB Budget Review/Recommendation

**March – April:** The departments and agencies submit their proposed budgets for the upcoming fiscal year to OMB. The Director, along with the OMB staff, analyze the individual budgets and prepare recommendations for the departments and agencies; update the departments and agencies’ narratives; draft the necessary appropriation bills and enabling legislation; and develop budget schedules, summaries and revenue statements. OMB Director and staff present the heads of each department and agency a copy of OMB’s recommendation (justification letter, management letter and personnel listing) for their particular Department and Agency to review and discuss with OMB’s staff at scheduled internal budget hearings, if necessary. In the event of changes made during the internal budget hearings, the analysts revise a department or agency’s budget along with the budget schedules, summaries and revenue statements for submission to the Governor’s financial team for review, recommendations and approval. If necessary, analysts make changes and update the budget and supporting documents for presentation to the Governor.

## The Governor’s Proposal

**May:** After conferring with the Governor, the recommended budgets are finalized. The Governor’s submission message to the Legislature, along with OMB Director’s budget message to the Governor is drafted to complete the unbound compilation of the document. The document in its entirety is then submitted to the Government’s Printing Office electronically to be printed and bound. Also, an electronic version of the document is placed on CD as well as various websites for public access.

Pursuant to Title 2, Chapter 2, Section 24, subsection (b) and Chapter 12, Section 251 Virgin Islands Code, a balanced budget for the Government of the Virgin Islands is then submitted to the Legislature by May 30<sup>th</sup> or otherwise authorized.

The proposed Executive Budget includes government funds subject to appropriations pursuant to law from the General Fund, Internal Revenue Matching Fund, Government Insurance Fund, and others; non-appropriated government funds, funds that generate revenues from fees, services, and other sources; and funds used by the revenue-generating departments and agencies (i.e. Data Processing Fund and Fire Service Emergency Fund).

## Legislature's Action

**June – September:** During this time, the Legislature reviews and deliberates on the proposed Executive Budget, supporting appropriation bills, enabling legislation, schedules and summaries as submitted by the Governor. The Post-Audit Division of the Legislature analyzes the budgetary information and prepares reports for the Committee on Finance to conduct individual departments and agencies' budget hearings. During the hearings, commissioners, directors and their key financial personnel may take the opportunity to testify on their recommended budgets. At the conclusion of all hearings, the Committee on Finance acts on the Governor's proposed Executive Budget and forwards its recommendations to the Committee on Rules and Judiciary, and finally to the Legislative body for consideration at a legislative session.

During the legislative process, the Legislature may add, change or delete any item in the budget proposed by the Governor. The proposed Executive Budget and accompanying legislative bills must be approved by the Legislature and signed into law by the Governor on or before September 30<sup>th</sup>. If the budget is not approved before the commencement of the new fiscal year, October 1<sup>st</sup>, pursuant to the 1954 Revised Organic Act, Section 9(e), the appropriations of the preceding fiscal year, as they may be deemed applicable, are automatically re-appropriated until approval of a new budget. Once approved, this becomes the Adopted Budget as amended by the Legislature.

## Adopted Budget Execution

**September:** Upon approval of the Adopted Budget, the Governor has another opportunity to veto the budget partially or in its entirety and return it to the Legislature with his objections. This is known as a gubernatorial veto. A gubernatorial veto can be overridden by a two-thirds majority of all the members of the Legislature and thereby become law. The Governor could also allow the budget to become law without his signature.

**October – September:** Once the budget is enacted, fiscal control of expenditures is exercised by the Governor through the Director of OMB. If the fiscal resources available to the Government in any fiscal year are insufficient to cover the appropriations approved for that year, the Governor, through the Director of OMB, may take administrative measures (such as reducing or withholding budget allotments) to align expenditures with available resources.

# SUMMARIES

GOVERNMENT OF THE VIRGIN ISLANDS  
SUMMARY OF APPROPRIATION REQUESTS BY ACTIVITIES AND LOCAL FUNDS  
FISCAL YEAR 2016

Departments/Agencies	General Fund	Internal Revenue Matching Fund	Government Insurance Fund	Union Arbitration Award Fund	Caribbean Basin Initiative Fund	Tourism Revolving Fund	Interest Earned on Debt Service Reserve	Natural Resource Reclamation Fund	Indirect Cost Fund	Business & Commercial Property Fund	Transportation Revolving Fund	Transportation Trust Fund	Other Funds	Total
Judicial & Legislative Branch	55,341,986	-	-	-	-	-	-	-	-	-	-	-	-	55,341,986
V.I. Election System	1,400,000	-	-	-	-	-	-	-	-	-	-	-	-	1,400,000
Bd. of Elections - STT/STJ	80,000	-	-	-	-	-	-	-	-	-	-	-	-	80,000
Bd. of Elections - STX	80,000	-	-	-	-	-	-	-	-	-	-	-	-	80,000
Board of Education	1,742,975	-	-	-	-	-	-	-	-	-	-	-	-	1,742,975
Office of the Inspector General	\$2,000,000	-	-	-	-	-	-	-	-	-	-	-	-	2,000,000
Board of Career & Technical Vocational Education	\$600,000	-	-	-	-	-	-	-	-	-	-	-	-	600,000
Waste Management Authority	21,850,000	-	-	-	-	300,000	-	-	-	-	-	-	8,704,014 (a)	30,854,014
Hospital & Health Facility Corp.														
Schneider Regional Medical Center	22,472,518	-	-	-	-	-	-	-	-	-	-	-	-	22,472,518
Gov. Juan F. Luis Hospital	20,148,874	-	-	-	-	-	-	-	-	-	-	-	-	20,148,874
University of the Virgin Islands	29,554,053	-	-	-	-	-	-	-	-	-	-	-	-	29,554,053
Department of Justice	12,065,411	-	-	-	-	-	-	-	-	-	-	-	-	12,065,411
Bureau of Corrections	29,858,131	-	-	-	-	-	-	-	-	-	-	-	-	29,858,131
Executive Offices of the Governor	39,739,120	-	-	726,686	-	150,000	-	-	2,372,309	-	-	-	-	42,988,115
Office of the Lieutenant Governor	6,612,360	-	-	-	-	-	-	-	-	-	-	-	-	6,612,360
Bureau of Internal Revenue	9,500,000	-	-	-	-	-	-	-	-	-	-	-	-	9,500,000
Bureau of Motor Vehicles	2,019,813	-	-	-	-	-	-	-	-	-	-	-	1,000,000 (b)	3,019,813
Department of Labor	3,849,412	-	1,087,819	1,281,370 (c)	-	-	-	-	-	-	-	-	-	6,218,601
Licensing & Consumer Affairs	2,836,003	-	-	-	-	-	-	-	-	-	-	-	2,293,219 (d)	5,129,223
Department of Finance	5,289,653	-	715,305	-	-	-	-	-	218,219	-	-	-	-	6,223,177
Debt Services	-	86,280,231	-	-	-	-	-	-	-	-	-	-	-	86,280,231
Contribution To Other Funds	-	15,800,000 (e)	-	1,125,000	8,900,000	-	1,100,000	-	-	-	-	11,500,000	2,185,413 (f)	40,610,413
Department of Education	154,505,857	-	-	-	-	-	-	-	-	-	-	-	-	154,505,857
V. I. Police Department	59,173,815	-	-	-	-	850,000	-	-	-	-	-	-	-	60,023,815
LEPC	587,082	-	-	-	-	-	-	-	-	-	-	-	-	587,082
Property and Procurement	3,186,584	-	-	-	-	-	-	-	143,235	2,445,452	-	-	-	5,775,271
Department of Public Works	17,751,471	-	-	-	-	300,000	-	-	-	-	-	-	1,500,000 (g)	19,551,471
Department of Health	19,880,357	-	-	-	-	-	-	-	-	-	-	-	2,554,707 (h)	22,435,064
Department of Human Services	59,293,802	-	-	-	-	-	-	-	-	-	-	-	-	59,293,802
Planning & Natural Resources	6,811,143	-	-	-	-	-	-	-	-	-	-	-	-	6,811,143
Department of Agriculture	3,500,000	-	-	-	-	-	-	-	-	-	-	-	-	3,500,000
Sports, Parks & Recreation	6,543,166	-	-	-	-	-	-	-	-	-	-	-	-	6,543,166
Department of Tourism	2,402,163	-	-	-	-	650,000	-	-	-	-	-	-	-	3,052,163
Miscellaneous	\$102,157,563	-	-	-	-	-	-	-	-	-	-	-	-	102,157,563
Sub Totals	702,833,312	102,080,231	1,803,124	3,133,056	8,900,000	2,250,000	1,100,000	-	2,733,763	2,445,452	-	11,500,000	18,237,353	857,016,292
Less Transfer between Funds	-	(15,800,000)	-	(\$1,125,000)	(8,900,000)	-	(1,100,000)	-	-	-	-	(11,500,000)	(2,185,413)	(40,610,413)
60/40 Health Insurance Cost Saving Initiative	-	-	-	-	-	-	-	-	-	-	-	-	-	-
Furlough Initiative Six (6) Days	\$0	-	-	-	-	-	-	-	-	-	-	-	-	-
Grand Totals	702,833,312	86,280,231	1,803,124	2,008,056	-	2,250,000	-	-	2,733,763	2,445,452	-	-	16,051,940	816,405,879

(a) Anti-litter and Beautification Fund (\$4,704,014), St. John Capital Improvement Fund (\$1,000,000), Sewer Fund (\$3,000,000)

(b) Bureau of Motor Vehicle Fund (\$1,000,000)

(c) Virgin Islands Labour Management (\$175,000) and Public Employee Relations Board (\$1,106,370)

(d) Public Services Commission Revolving Fund (\$1,753,675.07) and Taxi Revolving Fund (\$539,544.40)

(e) Contribution to General Fund (\$12,800,000), St. Croix Capital Improvement Fund (\$2,000,000) and Crisis Intervention Fund (\$1,000,000)

(f) Interest Revenue Fund (\$1,000,000) and Community Facilities Trust Fund \$1,185,413

(g) Anti-litter and Beautification Fund (\$1,000,000) and St. John Capital Improvement Fund (\$500,000)

(h) Health Revolving Fund (\$2,554,707)

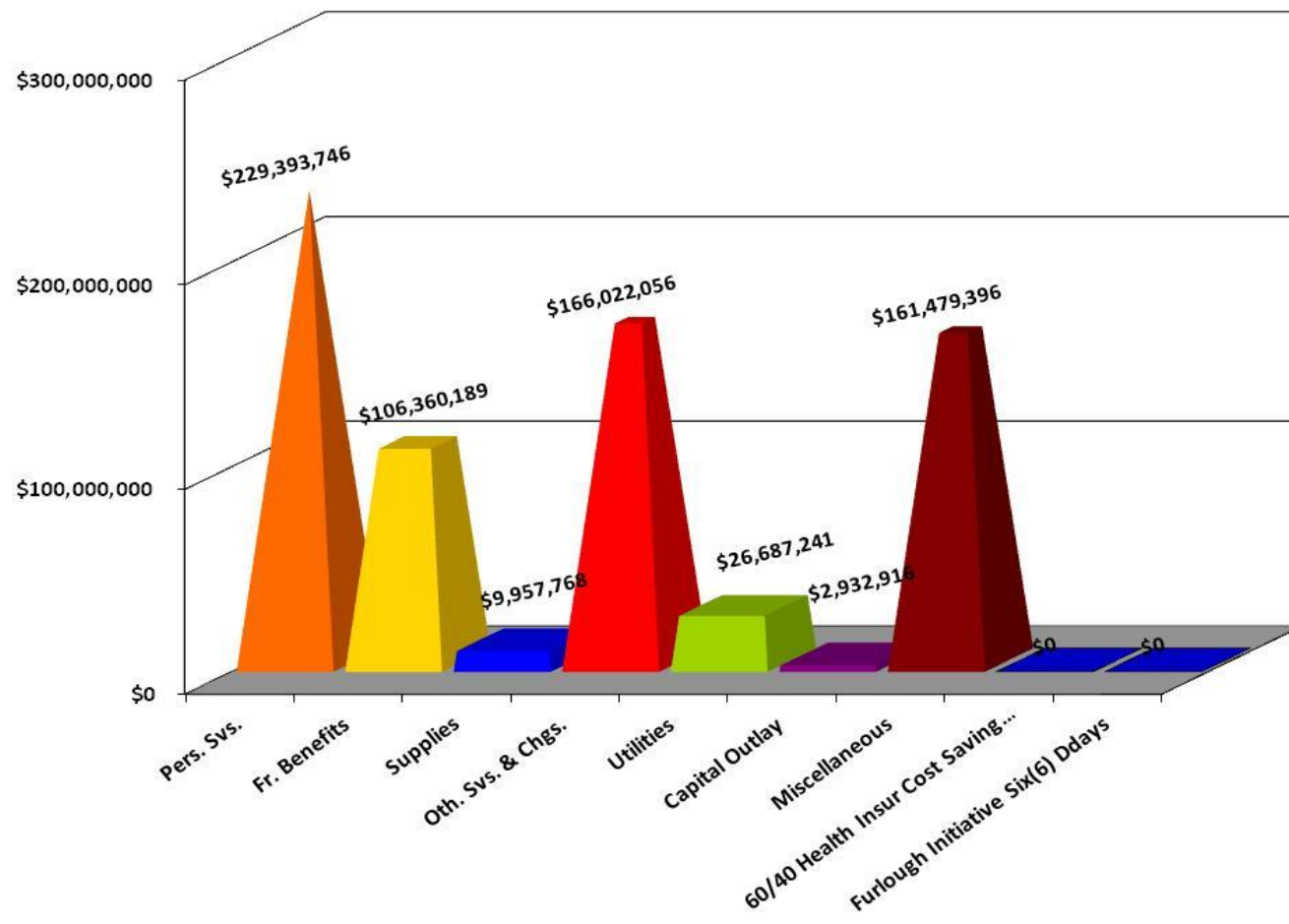
SCHEDULE OF DEPARTMENTS  
BY BUDGET CATEGORY  
GENERAL FUND FISCAL YEAR 2016

	Personnel Services	Fringe Benefits	Supplies	Other Svcs. Chrgs.	Utilities	Capital Outlays	Miscellaneous	Grand Total
LEGISLATURE	-	-	-	-	-	-	20,000,000	20,000,000
SUPERIOR COURT	-	-	-	-	-	-	25,723,865	25,723,865
JUDICIAL COUNCIL	-	-	-	-	-	-	108,161	108,161
SUPREME COURT	-	-	-	-	-	-	5,710,661	5,710,661
PUBLIC DEFENDER'S OFFICE	-	-	-	-	-	-	3,799,299	3,799,299
VI ELECTION SYSTEM	-	-	-	-	-	-	1,400,000	1,400,000
BOARD OF ELECTIONS	-	-	-	-	-	-	160,000	160,000
VI WASTE MANAGEMENT AUTHORITY	-	-	-	-	-	-	21,850,000	21,850,000
UNIVERSITY OF THE VIRGIN ISLAN	-	-	-	-	-	-	29,554,053	29,554,053
DEPT OF JUSTICE	7,693,919	2,611,608	24,615	1,171,269	564,000	-	-	12,065,411
BUREAU OF CORRECTION	11,203,183	5,158,918	925,520	10,070,510	2,500,000	-	-	29,858,131
OFFICE OF THE GOVERNOR	4,413,500	1,620,621	331,175	1,775,185	550,000	321,000	-	9,011,481
OFFICE OF MANAGEMENT & BUDGET	1,237,158	518,508	22,315	202,926	57,000	10,000	-	2,047,907
DIVISION OF PERSONNEL	1,676,111	730,286	6,000	393,000	125,000	-	-	2,930,397
VITEMA	2,372,823	1,177,729	46,628	693,381	300,857	-	-	4,591,418
FIRE SERVICES	10,650,687	5,218,541	-	178,200	309,659	-	-	16,357,087
BUREAU OF INFO. TECH	897,933	380,289	34,069	621,070	135,000	-	-	2,068,361
VI ENERGY OFFICE	615,978	247,918	11,700	257,282	43,700	-	-	1,176,578
OFFICE OF THE ADJUTANT GENERAL	398,394	173,754	40,480	183,321	356,771	75,000	-	1,227,720
OFFICE OF VETERAN AFFAIRS	223,913	104,258	-	-	-	-	-	328,171
OFFICE OF LT. GOVERNOR	4,566,880	2,045,480	-	-	-	-	-	6,612,360
BOARD OF EDUCATION	-	-	-	-	-	-	1,742,975	1,742,975
INTERNAL REVENUE BUREAU	5,053,305	2,288,628	100,785	1,750,282	307,000	-	-	9,500,000
VI INSPECTOR GENERAL	-	-	-	-	-	-	2,000,000	2,000,000
BUREAU OF MOTOR VEHICLES	1,075,982	522,270	100,000	131,561	190,000	-	-	2,019,813
DEPARTMENT OF LABOR	2,323,028	740,994	185,999	504,391	95,000	-	-	3,849,412
LICENSING & CONSUMER AFFAIRS	1,645,730	787,173	20,000	310,600	72,500	-	-	2,836,003
DEPARTMENT OF FINANCE	2,413,512	869,091	197,080	942,970	750,000	117,000	-	5,289,653
DEPARTMENT OF EDUCATION	84,675,352	42,157,120	1,191,409	15,407,420	11,074,556	-	-	154,505,857
CAREER & TECHNICAL EDUC. BOARD	-	-	-	-	-	-	600,000	600,000
VI POLICE DEPARTMENT	34,100,048	15,086,929	3,032,465	4,326,722	1,981,281	646,370	-	59,173,815
LEPC	321,223	143,490	-	92,369	30,000	-	-	587,082
DEPARTMENT OF PROPERTY & PROC	1,814,472	804,091	35,000	188,021	345,000	-	-	3,186,584
DEPARTMENT OF PUBLIC WORKS	5,390,461	2,561,893	595,992	8,588,125	575,000	40,000	-	17,751,471
HEALTH	11,589,330	5,082,091	240,193	2,388,743	580,000	-	-	19,880,357
HOSPITAL & HEALTH FACILITIES C	-	-	-	-	-	-	42,621,392	42,621,392
DEPARTMENT OF HUMAN SERVICES	17,047,941	7,965,170	1,622,333	28,930,615	3,727,743	-	-	59,293,802
DEPARTMENT OF PLANNING AND NAT	3,700,904	1,619,787	158,301	743,037	589,114	-	-	6,811,143
DEPARTMENT OF AGRICULTURE	1,618,116	835,093	304,647	177,144	160,000	405,000	-	3,500,000
DEPT SPORTS PARKS & RECREATION	3,237,617	1,830,259	211,587	489,171	774,532	-	-	6,543,166
TOURISM	1,441,315	640,515	5,000	139,000	103,833	22,500	50,000	2,402,163
MISCELLANEOUS APPROPRIATION	5,994,931	2,437,685	514,475	85,365,741	389,695	1,296,046	6,158,990	102,157,563
<b>GRAND TOTAL</b>	<b>229,393,746</b>	<b>106,360,189</b>	<b>9,957,768</b>	<b>166,022,056</b>	<b>26,687,241</b>	<b>2,932,916</b>	<b>161,479,396</b>	<b>702,833,312</b>

Schneider Regional Medical Center \$22,472,518 Juan F. Luis Hospital \$20,148,874 Board of Elections - STT/STJ \$80,000 Board of Elections -STX \$80,000

Board of Education Scholarships \$1,299,966 and WTJX \$3,900,000 funded under Miscellaneous Budget

**BUDGETARY CATEGORY**  
**General Fund - \$702,833,312**



## Revenue Overview

The Governor is mandated in accordance with Title 2, Chapter 12, and Section 251 of the Virgin Islands Code to present a balanced budget to the Legislature. To create a balanced budget, which is an indicator of the fiscal health of the Territory, it requires input from many stakeholders including the Office of Management and Budget, the Bureau of Internal Revenue, the Bureau of Economic Research, the Office of the Lieutenant Governor, the Department of Finance, and fiscal advisors from the Office of the Governor. Some of the factors taken into consideration are Federal and local laws, policies and regulations, national and local forecasts, capital projects, and trends. These factors aid in providing a conservative yet reasonable projection of revenues.

Fiscal Year 2016 projected available revenues for appropriation from the General Fund total \$702.8 million. This projection is based on the four (4) major sources: taxes, fees, contributions, and other financing sources. Reductions from that sum are considered transfers to other Funds, which are mainly for debt services, refunds, and contributions to other funding sources:

### Taxes and Other Revenues

Projected revenue collections for Fiscal Year 2016 include the following categories:

- *Individual Income Taxes* are projected at \$361.0 million. This projection can be impacted by factors such as deposit of income taxes by employers, changes in wages and implementation of capital projects.
- *Corporate Income Taxes* are projected at \$83.0 million. Corporate income tax is mainly impacted by corporate profit margins and capital investments.
- *Real Property Taxes* are projected at \$60.0 million. This can be impacted by the date the property tax bills are distributed and collection enhancement.
- *Trade and Excise Taxes* are projected at \$24.0 million. This tax will be impacted by the spending power of the community.
- *Gross Receipts Taxes* are projected at \$162.5 Million and like many other taxes will be impacted by the spending power to the community.

In addition, there are Other Revenues which are derived from fees and fines associated with licenses, customs duties, permits, franchise taxes, stamp taxes, malpractice insurance, and other miscellaneous income.

### Transfers from Other Funds

An amount of \$56.0 million is projected as a contribution from local funds to the General Fund. The major contributors are from the Internal Revenue Matching Fund \$12.8 million, which derives from the excise tax on rum made in the Virgin Islands and sold in the United States; the Insurance Guaranty Fund \$18.3 million; the Transportation Trust Fund \$11.5 million, and other funds totaling \$13.4 million.

### Other Sources

There is a projected \$98.0 million in funding from New Resource Initiatives that will address the budget shortfall. This amount is composed of an estimated \$55.5 million in budgetary savings from long term debt restructuring; \$31.0 million from enhanced Gross Receipts Tax collection and \$11.5 million from the drawdown of sequestered Federal Funds.

### Transfers to Other Funds

Transfers to other funds include income tax refunds of \$85.5 million, debt service of \$68 million and \$13.4 million as other transfers.

## Monitoring

As the Territory moves forward in Fiscal Year 2016, the Office of Management and Budget will continue to monitor revenue and expenditure levels to ensure that Government resources are utilized efficiently. Executive branch departments and agencies will be encouraged to use best practices and policies as we strive to generate new revenue streams while decreasing expenditures. Revenue collection is vital as it is the fuel for government's fiscal operation.

### GOVERNMENT OF THE US VIRGIN ISLANDS

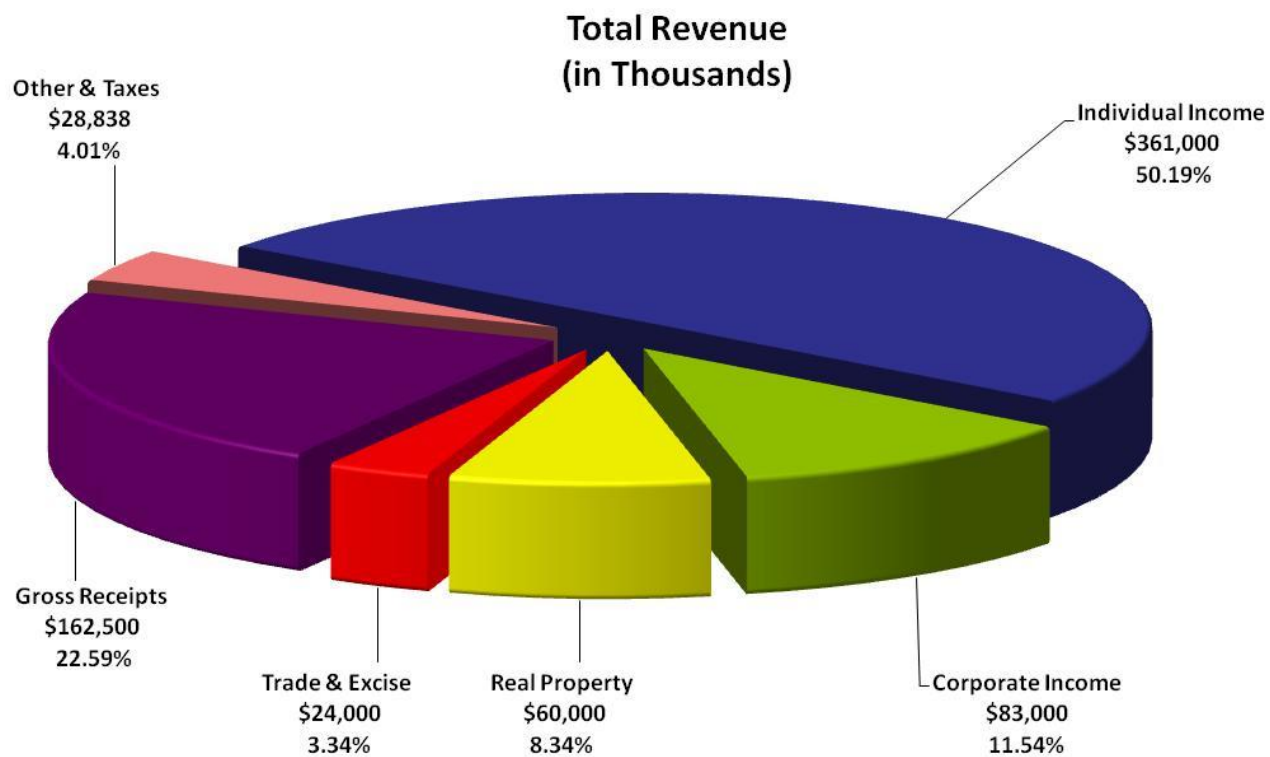
#### GENERAL FUND REVENUE COLLECTIONS & TRANSFERS

FY 2006 - 2016 (IN \$MILLIONS)

UPDATED 5/19/15

	FY2011	FY2012	FY2013	FY2014	FY2015	FY2016
1 INDIVIDUAL INCOME	354.6	333.3	327.4	346.7	361.0	361.0
2 CORPORATE INCOME	53.5	45.8	62.5	79.1	83.0	83.0
3 REFUNDS & TAX CREDITS	(80.2)	(95.0)	(71.4)	(56.6)	(85.5)	(85.5)
4 NET INCOME TAXES	327.9	284.0	318.5	369.2	358.5	358.5
5 REAL PROPERTY	88.0	102.8	101.9	40.9	100.0	60.0
6 TRADE AND EXCISE	24.6	23.1	22.7	23.4	24.0	24.0
7 GROSS RECEIPTS	145.4	150.4	156.3	156.9	162.5	162.5
8 LESS: GRT BONDS DEBT SERVICE	(47.6)	(60.7)	(52.1)	(55.5)	(60.7)	(68.0)
9 MISCELLANEOUS TAXES	3.0	2.1	5.3	8.7	2.6	7.2
# TOTAL TAXES, NET	541.4	501.7	552.6	543.5	587.0	544.2
# DUTIES & OTHER REVENUES	13.8	15.3	16.1	15.1	44.2	18.0
# TAXES & OTHER REVENUES	555.2	517.0	568.8	558.7	631.1	562.2
# TRANSFERS FROM OTHER FUNDS						
# MATCHING FUND	11.6	37.2	63.9	75.1	6.0	12.8
# TRANSPORTATION TRUST FUND	13.0	10.0	11.5	11.5	11.5	11.5
# INSURANCE GUARANTY FUND	45.0	13.0	14.9	25.0	13.5	18.3
# OTHER FUNDS TRANSFERS	23.9	25.4	19.8	12.3	12.5	13.4
# TOTAL FUNDS TRANSFERS IN	93.5	85.6	110.0	123.9	43.5	56.0
# OTHER FINANCING SOURCES					(1.0)	98.0
# TRANSFERS OUT					(18.0)	(13.4)
# TOTAL REVENUES & TRANSFERS	648.7	602.6	678.8	682.5	655.7	702.8





**GOVERNMENT OF THE VIRGIN ISLANDS  
THREE YEAR EXPENDITURE REPORT (2014-2016)**

Departments/Agencies	Funding Source	Fiscal Year 2014 ACTUAL		Fiscal Year 2015 APPROVED   ESTIMATED		Fiscal Year 2016 RECOMMENDED   PROJECTED	
		Appropriated	Non-appropriated	Appropriated	Non-appropriated	Appropriated	Non-appropriated
Legislative & Judicial Branch	General Fund	54,805,330	-	58,341,986	-	55,341,986	-
	Bonds Proceeds	-	-	-	-	-	-
	<b>Sub-total</b>	<b>54,805,330</b>	<b>-</b>	<b>58,341,986</b>	<b>-</b>	<b>55,341,986</b>	<b>-</b>
	<b>Total</b>		<b>54,805,330</b>		<b>58,341,986</b>		<b>55,341,986</b>
Department of Justice	General Fund	12,464,849	-	12,654,323	-	12,065,411	-
	Crime Prev Pros Fund	-	42,493	-	482,628	-	482,628
	Federal Funds	-	4,211,913	-	3,906,547	-	5,346,378
	<b>Sub-total</b>	<b>12,464,849</b>	<b>4,254,406</b>	<b>12,654,323</b>	<b>4,389,175</b>	<b>12,065,411</b>	<b>5,829,006</b>
	<b>Total</b>		<b>16,719,255</b>		<b>17,043,498</b>		<b>17,894,417</b>
Bureau of Corrections	General Fund	28,110,116	-	27,528,253	-	29,858,131	-
	Federal Funds	-	66,077	-	108,031	-	110,000
	<b>Sub-total</b>	<b>28,110,116</b>	<b>66,077</b>	<b>27,528,253</b>	<b>108,031</b>	<b>29,858,131</b>	<b>110,000</b>
	<b>Total</b>		<b>28,176,193</b>		<b>27,636,284</b>		<b>29,968,131</b>
Office of the Governor	General Fund	8,992,737	-	9,225,000	-	9,011,481	-
	Tourism Adv. Revolving Fund	37,060	-	150,000	-	150,000	-
	Stripper Well Funds	-	-	-	-	-	-
	ARRA Funds	-	-	-	-	-	-
	Federal Funds	-	311,540	-	139,876	-	139,876
	<b>Sub-total</b>	<b>9,029,797</b>	<b>311,540</b>	<b>9,375,000</b>	<b>139,876</b>	<b>9,161,481</b>	<b>139,876</b>
	<b>Total</b>		<b>9,341,337</b>		<b>9,514,876</b>		<b>9,301,357</b>
Office of Management and Budget	General Fund	2,016,833	-	2,047,907	-	2,047,907	-
	Indirect Cost Fund	1,252,872	-	1,905,600	-	1,871,650	-
	<b>Sub-total</b>	<b>3,269,705</b>	<b>-</b>	<b>3,953,507</b>	<b>-</b>	<b>3,919,557</b>	<b>-</b>
	<b>Total</b>		<b>3,269,705</b>		<b>3,953,507</b>		<b>3,919,557</b>
Division of Personnel	General Fund	2,659,032	-	2,503,164	-	2,930,397	-
	Indirect Cost Fund	494,613	-	442,650	-	500,659	-
	Union Arbitration Award Fund	661,133	-	692,320	-	726,686	-
	<b>Sub-total</b>	<b>3,814,778</b>	<b>-</b>	<b>3,638,134</b>	<b>-</b>	<b>4,157,742</b>	<b>-</b>
	<b>Total</b>		<b>3,814,778</b>		<b>3,638,134</b>		<b>4,157,742</b>
Virgin Islands Fire Service	General Fund	19,313,466	-	16,357,086	-	16,357,087	-
	Emer. Svc. Special Fund	-	-	-	-	-	-
	Fire Svc. Emer. Fund	-	696,999	-	897,404	-	964,372
	Ambulance Services	-	-	-	-	-	-
	Federal Funds	-	337,987	-	-	-	-
	<b>Sub-total</b>	<b>19,313,466</b>	<b>1,034,986</b>	<b>16,357,086</b>	<b>897,404</b>	<b>16,357,087</b>	<b>964,372</b>
	<b>Total</b>		<b>20,348,452</b>		<b>17,254,490</b>		<b>17,321,459</b>

**GOVERNMENT OF THE VIRGIN ISLANDS  
THREE YEAR EXPENDITURE REPORT (2014-2016)**

Departments/Agencies	Funding Source	Fiscal Year 2014 ACTUAL		Fiscal Year 2015 APPROVED   ESTIMATED		Fiscal Year 2016 RECOMMENDED   PROJECTED	
		Appropriated	Non-appropriated	Appropriated	Non-appropriated	Appropriated	Non-appropriated
<b>Bureau of Information Technology</b>	General Fund	2,489,024	268,243	2,158,973	49,063	2,068,361	-
	911 Certification Upgrade Fd.	-	-	-	-	-	1,400,000
	Federal Funds	-	105,137	-	176,733	-	176,732
	<b>Sub-total</b>	<b>2,489,024</b>	<b>373,380</b>	<b>2,158,973</b>	<b>225,796</b>	<b>2,068,361</b>	<b>1,576,732</b>
	<b>Total</b>		<b>2,862,404</b>		<b>2,384,769</b>		<b>3,645,093</b>
<b>V.I. Energy Office</b>	General Fund	1,308,770	-	1,258,837	-	1,176,578	-
	ARRA Funds	-	-	-	-	-	-
	Federal Funds	-	228,324	-	471,296	-	402,192
	<b>Sub-total</b>	<b>1,308,770</b>	<b>228,324</b>	<b>1,258,837</b>	<b>471,296</b>	<b>1,176,578</b>	<b>402,192</b>
	<b>Total</b>		<b>1,537,094</b>		<b>1,730,133</b>		<b>1,578,770</b>
<b>V. I. Territorial Emergency Mgt</b>	General Fund	4,466,036	-	4,591,421	-	4,591,418	-
	Emer. Svc. Special Fund	-	-	-	-	-	-
	Federal Funds	-	5,194,835	-	5,094,173	-	5,107,595
	<b>Sub-total</b>	<b>4,466,036</b>	<b>5,194,835</b>	<b>4,591,421</b>	<b>5,094,173</b>	<b>4,591,418</b>	<b>5,107,595</b>
	<b>Total</b>		<b>9,660,871</b>		<b>9,685,594</b>		<b>9,699,013</b>
<b>Adjutant General</b>	General Fund	1,257,077	-	1,334,478	-	1,227,720	-
	Federal Funds	-	4,298,401	-	4,188,425	-	5,158,830
	<b>Sub-total</b>	<b>1,257,077</b>	<b>4,298,401</b>	<b>1,334,478</b>	<b>4,188,425</b>	<b>1,227,720</b>	<b>5,158,830</b>
	<b>Total</b>		<b>5,555,478</b>		<b>5,522,903</b>		<b>6,386,550</b>
<b>Office of Veterans Affairs</b>	General Fund	277,068	-	328,172	-	328,171	-
	V.I. Lottery & Taxi Auc.	-	217,516	-	130,000	-	130,000
	<b>Sub-total</b>	<b>277,068</b>	<b>217,516</b>	<b>328,172</b>	<b>130,000</b>	<b>328,171</b>	<b>130,000</b>
	<b>Total</b>		<b>494,584</b>		<b>458,172</b>		<b>458,171</b>
<b>Office of Lt. Governor</b>	General Fund	7,013,701	-	6,619,225	-	6,612,360	-
	Comm. Ins. Admin. Fund	-	2,178,381	-	4,642,972	-	3,000,000
	Corp. Div. Revolving Fund	-	202,635	-	291,955	-	291,960
	Financial Services Fund	-	3,354,747	-	2,433,218	-	4,651,961
	Tax Assessors Revol. Fund	-	772,111	-	518,506	-	428,680
	Recorder of Deed Revol. Fund	-	138,489	-	200,000	-	200,000
	Federal Funds	-	92,206	-	47,227	-	40,886
	<b>Sub-total</b>	<b>7,013,701</b>	<b>6,738,569</b>	<b>6,619,225</b>	<b>8,133,878</b>	<b>6,612,360</b>	<b>8,613,487</b>
	<b>Total</b>		<b>13,752,270</b>		<b>14,753,103</b>		<b>15,225,847</b>

GOVERNMENT OF THE VIRGIN ISLANDS  
THREE YEAR EXPENDITURE REPORT (2014-2016)

Departments/Agencies	Funding Source	Fiscal Year 2014 ACTUAL		Fiscal Year 2015 APPROVED   ESTIMATED		Fiscal Year 2016 RECOMMENDED   PROJECTED	
		Appropriated	Non-appropriated	Appropriated	Non-appropriated	Appropriated	Non-appropriated
VI Election System	General Fund	1,560,777	-	1,400,000	-	1,400,000	-
	Federal Funds	-	-	-	-	-	-
	<b>Sub-total</b>	<b>1,560,777</b>	-	<b>1,400,000</b>	-	<b>1,400,000</b>	-
	<b>Total</b>		<b>1,560,777</b>		<b>1,400,000</b>		<b>1,400,000</b>
Board of Elections - STT/STJ	General Fund	99,501	-	80,000	-	80,000	-
	<b>Sub-total</b>	<b>99,501</b>	-	<b>80,000</b>	-	<b>80,000</b>	-
	<b>Total</b>		<b>99,501</b>		<b>80,000</b>		<b>80,000</b>
Board of Elections - STX	General Fund	98,180	-	80,000	-	80,000	-
	<b>Sub-total</b>	<b>98,180</b>	-	<b>80,000</b>	-	<b>80,000</b>	-
	<b>Total</b>		<b>98,180</b>		<b>80,000</b>		<b>80,000</b>
Board of Education	General Fund	1,532,131	-	1,742,975	-	1,742,975	-
	Territorial Scholarship Fund	-	-	-	-	-	-
	Federal Funds	-	880,000	-	-	-	-
	<b>Sub-total</b>	<b>1,532,131</b>	<b>880,000</b>	<b>1,742,975</b>	-	<b>1,742,975</b>	-
	<b>Total</b>		<b>2,412,131</b>		<b>1,742,975</b>		<b>1,742,975</b>
Bureau of Internal Revenue	General Fund	10,046,243	-	9,581,230	-	9,500,000	-
	Casino Revenue Fund	-	13,237	-	25,000	-	25,000
	Federal Funds	-	66,960	-	-	-	-
	<b>Sub-total</b>	<b>10,046,243</b>	<b>80,197</b>	<b>9,581,230</b>	<b>25,000</b>	<b>9,500,000</b>	<b>25,000</b>
	<b>Total</b>		<b>10,126,440</b>		<b>9,606,230</b>		<b>9,525,000</b>
Office of Inspector General	General Fund	1,437,113	-	2,000,000	-	2,000,000	-
	<b>Sub-total</b>	<b>1,437,113</b>	-	<b>2,000,000</b>	-	<b>2,000,000</b>	-
	<b>Total</b>		<b>1,437,113</b>		<b>2,000,000</b>		<b>2,000,000</b>
Bd. of Career and Technical Voc	General Fund	-	-	-	-	600,000	-
	<b>Sub-total</b>	-	-	-	-	<b>600,000</b>	-
	<b>Total</b>		-		-		<b>600,000</b>
Bureau of Motor Vehicles	General Fund	1,583,582	-	1,447,005	-	2,019,813	-
	Bureau of Motor Veh. Fund	943,232	-	1,000,000	-	1,000,000	-
	Person. License Plate Fund	-	733,510	-	540,153	-	566,217
	Federal Funds	-	193,770	-	-	-	-
	<b>Sub-Total</b>	<b>2,526,814</b>	<b>927,280</b>	<b>2,447,005</b>	<b>540,153</b>	<b>3,019,813</b>	<b>566,217</b>
	<b>Total</b>		<b>3,454,094</b>		<b>2,987,158</b>		<b>3,586,030</b>

**GOVERNMENT OF THE VIRGIN ISLANDS  
THREE YEAR EXPENDITURE REPORT (2014-2016)**

Departments/Agencies	Funding Source	Fiscal Year 2014 ACTUAL		Fiscal Year 2015 APPROVED   ESTIMATED		Fiscal Year 2016 RECOMMENDED   PROJECTED	
		Appropriated	Non-appropriated	Appropriated	Non-appropriated	Appropriated	Non-appropriated
<b>Department of Labor</b>	General Fund	4,067,581	-	4,184,143	-	3,849,412	-
	Govt. Insurance Fund	1,004,497	-	1,121,630	-	1,087,819	-
	Casino Revenue Fund	-	258,027	-	315,445	-	325,000
	Departmental Indirect Cost	-	476,043	-	634,401	-	708,492
	ARRA Funds	-	-	-	-	-	-
	Federal Funds	-	7,839,551	-	6,735,715	-	6,735,715
	<b>Sub-total</b>	<b>5,072,078</b>	<b>8,573,621</b>	<b>5,305,773</b>	<b>7,685,561</b>	<b>4,937,231</b>	<b>7,769,207</b>
	<b>Total</b>		<b>13,645,699</b>		<b>12,991,334</b>		<b>12,706,438</b>
<b>V. I. Labor Mgmt Committee</b>	Union Arbitration Fund	175,000	-	175,000	-	175,000	-
	<b>Sub-total</b>	<b>175,000</b>	-	<b>175,000</b>	-	<b>175,000</b>	-
	<b>Total</b>		<b>175,000</b>		<b>175,000</b>		<b>175,000</b>
<b>Public Employee Relations Board</b>	Union Arbitration Fund	1,138,734	-	1,106,370	-	1,106,370	-
	<b>Sub-total</b>	<b>1,138,734</b>	-	<b>1,106,370</b>	-	<b>1,106,370</b>	-
	<b>Total</b>		<b>1,138,734</b>		<b>1,106,370</b>		<b>1,106,370</b>
<b>Department of Licensing and Control</b>	General Fund	3,085,744	-	2,975,681	-	2,836,003	-
	Consu. Protec. Revol. Fund	-	175,260	-	350,000	-	350,000
	<b>Sub-total</b>	<b>3,085,744</b>	<b>175,260</b>	<b>2,975,681</b>	<b>350,000</b>	<b>2,836,003</b>	<b>350,000</b>
	<b>Total</b>		<b>3,261,004</b>		<b>3,325,681</b>		<b>3,186,003</b>
<b>Public Services Commission</b>	Pub. Serv. Com. Revol. Fund	2,563,065	-	1,713,553	-	1,753,675	-
	Dock Spec. & Lifeline Link	-	998,746	-	1,107,000	-	1,122,300
	<b>Sub-total</b>	<b>2,563,065</b>	<b>998,746</b>	<b>1,713,553</b>	<b>1,107,000</b>	<b>1,753,675</b>	<b>1,122,300</b>
	<b>Total</b>		<b>3,561,811</b>		<b>2,820,553</b>		<b>2,875,975</b>
<b>Taxicab Commission</b>	Taxi License Fund	501,077	-	626,489	-	539,544	-
	<b>Sub-total</b>	<b>501,077</b>	-	<b>626,489</b>	-	<b>539,544</b>	-
	<b>Total</b>		<b>501,077</b>		<b>626,489</b>		<b>539,544</b>

**GOVERNMENT OF THE VIRGIN ISLANDS  
THREE YEAR EXPENDITURE REPORT (2014-2016)**

Departments/Agencies	Funding Source	Fiscal Year 2014 ACTUAL		Fiscal Year 2015 APPROVED   ESTIMATED		Fiscal Year 2016 RECOMMENDED   PROJECTED	
		Appropriated	Non-appropriated	Appropriated	Non-appropriated	Appropriated	Non-appropriated
<b>Department of Finance</b>	General Fund	3,952,958	-	5,289,652	-	5,289,653	-
	Govt. Ins. Fund	502,471	-	706,222	-	715,305	-
	Indirect Cost Fund	1,891,323	-	420,009	-	218,219	-
	Data Processing Fund	-	57,427	-	52,945	-	78,044
	ARRA Funds	-	-	-	-	-	-
	Federal Funds	-	-	-	-	-	-
	<b>Sub-total</b>	<b>6,346,752</b>	<b>57,427</b>	<b>6,415,883</b>	<b>52,945</b>	<b>6,223,177</b>	<b>78,044</b>
<b>Total</b>			<b>6,404,179</b>		<b>6,468,828</b>		<b>6,301,221</b>
<b>Finance 390*</b>	Carib. Basin Initia. Fund	8,900,000	-	8,900,000	-	8,900,000	-
	Internal Rev. Matching Fund	75,135,840	-	6,000,000	-	12,800,000	-
	Interest Revenue Fund	1,000,000	-	1,000,000	-	1,000,000	-
	Trans. Trust Fund	11,500,000	-	11,500,000	-	11,500,000	-
	Union Arbitration Fund	1,125,000	-	1,125,000	-	1,125,000	-
	Community FacilitiesTrust Fund	-	-	331,396	-	1,185,413	-
	Interest Earned on Debt Service R	1,100,000	-	1,100,000	-	1,100,000	-
	St. Croix Capital Improvement Fu	-	-	-	-	2,000,000	-
	V.I. Insurance Guar. Fund	-	25,000,000	-	13,500,000	-	18,271,000
	<b>Sub-total</b>	<b>98,760,840</b>	<b>25,000,000</b>	<b>29,956,396</b>	<b>13,500,000</b>	<b>39,610,413</b>	<b>18,271,000</b>
<b>Total</b>			<b>123,760,840</b>		<b>43,456,396</b>		<b>57,881,413</b>
<b>Department of Education</b>	General Fund	163,249,088	-	159,505,857	-	154,505,857	-
	Internal Rev. Matching Fund	-	-	-	-	-	-
	Casino Revenue Fund	-	157,448	-	367,710	-	200,000
	JROTC Fund	-	293,831	-	345,000	-	358,000
	Adult Edu. Fund	-	24,215	-	31,000	-	6,000
	Education Initiative	-	2,025,531	-	1,691,387	-	2,713,454
	Vocational Fund	-	-	-	2,200	-	2,200
	Departmental Indirect Cost	-	1,480,697	-	468,514	-	5,621,515
	ARRA Funds	-	-	-	-	-	-
	Federal Funds	-	24,607,952	-	36,533,667	-	36,747,109
	<b>Sub-total</b>	<b>163,249,088</b>	<b>28,589,674</b>	<b>159,505,857</b>	<b>39,439,478</b>	<b>154,505,857</b>	<b>45,648,278</b>
<b>Total</b>			<b>191,838,762</b>		<b>198,945,335</b>		<b>200,154,135</b>
<b>Virgin Islands Police Department</b>	General Fund	56,100,628	-	57,586,063	-	59,173,815	-
	Tour. Adv. Revolving Fund	1,095,570	-	850,000	-	850,000	-
	Casino Revenue Fund	-	389,576	-	150,000	-	150,000
	Federal Funds	-	1,711,449	-	1,557,776	-	2,335,520
	<b>Sub-Total</b>	<b>57,196,198</b>	<b>2,101,025</b>	<b>58,436,063</b>	<b>1,707,776</b>	<b>60,023,815</b>	<b>2,485,520</b>
<b>Total</b>			<b>59,297,223</b>		<b>60,143,839</b>		<b>62,509,335</b>

**GOVERNMENT OF THE VIRGIN ISLANDS  
THREE YEAR EXPENDITURE REPORT (2014-2016)**

Departments/Agencies	Funding Source	Fiscal Year 2014 ACTUAL		Fiscal Year 2015 APPROVED   ESTIMATED		Fiscal Year 2016 RECOMMENDED   PROJECTED	
		Appropriated	Non-appropriated	Appropriated	Non-appropriated	Appropriated	Non-appropriated
LEPC	General Fund	607,554	-	587,083	-	587,082	-
	ARRA Funds	-	319,349	-	-	-	-
	Federal Funds	-	3,554,408	-	2,596,195	-	2,486,572
	<b>Sub-total</b>	<b>607,554</b>	<b>3,873,757</b>	<b>587,083</b>	<b>2,596,195</b>	<b>587,082</b>	<b>2,486,572</b>
	<b>Total</b>		<b>4,481,311</b>		<b>3,183,278</b>		<b>3,073,654</b>
Department of Property and Pro	General Fund	3,684,364	-	3,463,678	-	3,186,584	-
	Bus. & Com. Prop. Revol. Fund	1,925,460	-	2,576,151	-	2,445,452	-
	Indirect Cost Fund	150,137	-	138,383	-	143,235	-
	Printing Production	-	412,974	-	442,406	-	427,165
	Central Warehouse Revol. Fund	-	593,259	-	606,655	-	536,671
	Gasoline Coupon Fund	-	3,482,324	-	3,062,904	-	3,398,953
	Central Motor pool Revol. Fund	-	626,674	-	605,256	-	617,568
	<b>Sub-total</b>	<b>5,759,961</b>	<b>5,115,231</b>	<b>6,178,212</b>	<b>4,717,221</b>	<b>5,775,271</b>	<b>4,980,357</b>
	<b>Total</b>		<b>10,875,192</b>		<b>10,895,433</b>		<b>10,755,628</b>
Department of Public Works	General Fund	19,157,863	-	19,295,077	-	17,751,471	-
	STJ Cap. Improve. Fund	412,453	-	225,000	-	500,000	-
	Tourism Revolving Fund	10,392	-	300,000	-	300,000	-
	Anti-Litter & Beau. Fund	836,996	-	1,000,000	-	1,000,000	-
	Public Transportation Fund	-	183,974	-	191,041	-	344,971
	Public Parking Lot Fund	-	267,064	-	255,920	-	256,754
	ARRA Funds	-	-	-	-	-	-
	Federal Funds	-	25,772,937	-	19,037,833	-	19,038,600
	<b>Sub-Total</b>	<b>20,417,704</b>	<b>26,223,975</b>	<b>20,820,077</b>	<b>19,484,794</b>	<b>19,551,471</b>	<b>19,640,325</b>
	<b>Total</b>		<b>46,641,679</b>		<b>40,304,871</b>		<b>39,191,796</b>
V.I. Waste Management Agency	General Fund	22,853,071	-	23,000,000	-	21,850,000	-
	STJ Cap. Improve. Fund	1,000,000	-	1,000,000	-	1,000,000	-
	Tourism Adv. Revol. Fund	300,000	-	300,000	-	300,000	-
	Anti-Litter Beaut. Fund	3,548,522	-	4,207,050	-	4,704,014	-
	Sewer Fund	-	-	3,000,000	-	3,000,000	-
	Federal Funds	-	3,739,708	-	-	-	-
	<b>Sub-Total</b>	<b>27,701,593</b>	<b>3,739,708</b>	<b>31,507,050</b>	-	<b>30,854,014</b>	-
	<b>Total</b>		<b>31,441,301</b>		<b>31,507,050</b>		<b>30,854,014</b>
Department of Health	General Fund	26,132,501	-	20,034,274	-	19,880,357	-
	Health Revol. Fund	2,493,983	-	2,554,707	-	2,554,707	-
	Emer. Serv. Special Fund	-	-	-	-	-	-
	Casino Revenue Fund	-	-	-	55,200	-	75,300
	Departmental Indirect Cost	-	826,217	-	826,217	-	982,099
	ARRA Funds	-	330,815	-	-	-	-
	Federal Funds	-	19,064,520	-	18,308,465	-	19,255,661
	<b>Sub-total</b>	<b>28,626,484</b>	<b>20,221,552</b>	<b>22,588,981</b>	<b>19,189,882</b>	<b>22,435,064</b>	<b>20,313,060</b>
	<b>Total</b>		<b>48,848,036</b>		<b>41,778,863</b>		<b>42,748,124</b>

**GOVERNMENT OF THE VIRGIN ISLANDS  
THREE YEAR EXPENDITURE REPORT (2014-2016)**

Departments/Agencies	Funding Source	Fiscal Year 2014 ACTUAL		Fiscal Year 2015 APPROVED   ESTIMATED		Fiscal Year 2016 RECOMMENDED   PROJECTED	
		Appropriated	Non-appropriated	Appropriated	Non-appropriated	Appropriated	Non-appropriated
<b>Department of Human Services</b>	General Fund	62,199,285	-	62,337,806	-	59,293,802	-
	Crisis Inter. Fund	-	500,000	-	1,000,000	-	1,000,000
	Departmental Indirect Cost	-	-	-	-	-	-
	Pharma. Asst. Fund (1)	-	1,813,145	-	1,813,145	-	1,813,145
	Internal Revenue Matching NL	-	-	-	-	-	-
	Home for the Aged Fund	-	200,000	-	200,000	-	200,000
	ARRA Funds	-	-	-	-	-	-
	Federal Funds	-	61,701,797	-	59,642,870	-	59,702,792
	<b>Sub-total</b>	<b>62,199,285</b>	<b>64,214,942</b>	<b>62,337,806</b>	<b>62,656,015</b>	<b>59,293,802</b>	<b>62,715,937</b>
<b>Total</b>			<b>126,414,227</b>		<b>124,993,821</b>		<b>122,009,739</b>
<b>Department of Planning and Na</b>	General Fund	7,351,671	-	6,848,313	-	6,811,143	-
	Departmental Indirect Cost	-	38,401	-	47,287	-	-
	CZM Program Income Fund	-	-	-	126,362	-	813,741
	Natural Resources Recla.	-	1,600,526	-	2,580,279	-	1,532,350
	Coastal Protection Fund	-	88,193	-	76,860	-	51,446
	Air Pollution Fund	-	1,477,083	-	959,527	-	865,052
	Fish and Wildlife Fund	-	583,882	-	347,332	-	561,173
	Federal Funds	-	7,718,458	-	33,767,131	-	9,048,650
	<b>Sub-Total</b>	<b>7,351,671</b>	<b>11,506,543</b>	<b>6,848,313</b>	<b>37,904,778</b>	<b>6,811,143</b>	<b>12,872,412</b>
<b>Total</b>			<b>18,858,214</b>		<b>44,753,091</b>		<b>19,683,555</b>
<b>Department of Housing, Parks &amp;</b>	General Fund	1,097,615	-	-	-	-	-
	Casino Revenue Fund	-	-	-	-	-	-
	Athletic Fund	-	-	-	-	-	-
	Territorial Park Fund	-	-	-	-	-	-
	Federal Funds	-	-	-	-	-	-
	<b>Sub-Total</b>	<b>1,097,615</b>	-	-	-	-	-
<b>Total</b>			<b>1,097,615</b>		-		-
<b>Department of Sports, Parks &amp; Rec.</b>	General Fund	4,811,350	-	6,293,166	-	6,543,166	-
	Casino Revenue Fund	-	-	-	-	-	-
	Athletic Fund	-	38,505	-	52,800	-	57,300
	Territorial Park Fund	-	362,470	-	230,000	-	230,550
	Federal Funds	-	-	-	97,412	-	50,000
	<b>Sub-Total</b>	<b>4,811,350</b>	<b>400,975</b>	<b>6,293,166</b>	<b>380,212</b>	<b>6,543,166</b>	<b>337,850</b>
<b>Total</b>			<b>5,212,325</b>		<b>6,673,378</b>		<b>6,881,016</b>
<b>Department of Agriculture</b>	General Fund	2,526,229	-	3,000,000	-	3,500,000	-
	Agri. Revol. Fund	-	319,015	-	250,000	-	200,000
	Racino Thoroughbred Fund	-	617	-	20,000	-	38,500
	Federal Funds	-	1,570,115	-	313,910	-	361,797
	<b>Sub-Total</b>	<b>2,526,229</b>	<b>1,889,747</b>	<b>3,000,000</b>	<b>583,910</b>	<b>3,500,000</b>	<b>600,297</b>
<b>Total</b>			<b>4,415,976</b>		<b>3,583,910</b>		<b>4,100,297</b>



GOVERNMENT OF THE VIRGIN ISLANDS  
THREE YEAR EXPENDITURE REPORT (2014-2016)

Departments/Agencies	Funding Source	Fiscal Year 2014 ACTUAL		Fiscal Year 2015 APPROVED   ESTIMATED		Fiscal Year 2016 RECOMMENDED   PROJECTED	
		Appropriated	Non-appropriated	Appropriated	Non-appropriated	Appropriated	Non-appropriated
University of the Virgin Islands	General Fund	29,804,947	-	29,554,053	-	29,554,053	-
	Sub-total	29,804,947	-	29,554,053	-	29,554,053	-
	Total		29,804,947		29,554,053		29,554,053
Department of Tourism	General Fund	2,684,518	-	2,611,046	-	2,402,163	-
	Tour. Adv. Revolving Fund	650,000	16,701,902	650,000	17,500,000	650,000	17,500,000
	Federal Funds	-	-	-	-	-	-
	Sub-Total	3,334,518	16,701,902	3,261,046	17,500,000	3,052,163	17,500,000
	Total		20,036,420		20,761,046		20,552,163
Schneider Regional Medical Cen	General Fund (2)	32,972,518	-	22,472,518	-	22,472,518	-
	Hospital Revol. Fund	-	63,000,000	-	60,916,285	-	60,916,285
	Sub-total	32,972,518	63,000,000	22,472,518	60,916,285	22,472,518	60,916,285
	Total		95,972,518		83,388,803		83,388,803
Governor Juan F. Luis Hospital	General Fund (2)	32,148,874	-	20,148,874	-	20,148,874	-
	Hospital Revol. Fund	-	57,449,409	-	73,620,887	-	77,529,947
	Sub-Total	32,148,874	57,449,409	20,148,874	73,620,887	20,148,874	77,529,947
	Total		89,598,283		93,769,761		97,678,821
Miscellaneous	General Fund	142,959,571	-	107,963,327	-	102,157,563	-
	Sub-total	142,959,571	-	107,963,327	-	102,157,563	-
	Total		142,959,571		107,963,327		102,157,563
Appropriated Funds							
Total General Fund		782,979,496		718,430,647		702,833,312	
Cost Saving Initiatives		-		-		-	
Net General Fund		782,979,496		718,430,647		702,833,312	
Total Other Appropriated Funds		122,349,430		56,817,530		67,902,748	
Sub-Total Appropriated		905,328,926		775,248,176		770,736,061	
Interfund Transfers		(98,760,840)		(29,956,396)		(40,610,413)	
Debt Service		83,073,678		78,262,444		86,280,231	
Sub-Total Adj. Appr.		(15,687,162)		48,306,048		45,669,818	
Total Appropriated Funds		889,641,764		823,554,224		816,405,879	
Non Appropriated Funds							
Total ARRA Funds		650,164		-		-	
Total Federal Funds ***		173,268,045		192,723,282		172,244,905	
Total Non-Governmental Fur (2)		120,449,409		134,537,172		138,446,232	
Total Other Non-Appropriated Fi		70,071,388		60,475,692		72,549,561	
Sub-Total Non-Appropriated		364,439,006		387,736,146		383,240,698	
Non-Appropriated Debt Service*		57,036,000		63,229,000		67,990,000	
Total Appropriated & Non-Apprc		1,311,116,769		1,274,519,371		1,267,636,577	

(1) A portion of this fund's budget is included in the Department of Human Services' General Fund budget. The other portion derives from Virgin Islands Lottery proceeds.

(2) Hospital Revolving Fund under SMRC and JFLH are Non-Governmental Funds

\* Finance is the custodian of these funds

\*\*Non-Appropriated Debt Service is reflected on Revenue schedule

\*\*\*Federal Funds award amounts do not include prior year carry-forward balances.

\* The Fiscal Year 2014 appropriation levels may differ from the Office of Management and Budget's Allotment Report.

**Combined Statement of Revenues and Expenditures**  
**Budget - General Fund and Other Local Fund**  
**Non GAAP Budgetary Basis**  
**Year Ending September 30, 2016**  
**(In thousands)**

	<u>General Fund</u>	<u>Other Local Funds</u>	<u>Total Funds</u>
<b>Revenues:</b>			
Taxes	612,200	11,087	623,287
Charges for Services	16,393	47,101	63,494
Interest and Other	1,645	114,341	115,986
<b>Total Revenues</b>	<b>630,238</b>	<b>172,529</b>	<b>802,767</b>
<b>Expenditures:</b>			
Current			
General Government	255,266	12,434	267,699
Public Safety	68,848	850	69,698
Education	163,798	-	163,798
Health and Human Services	129,532	2,555	132,087
Transportation, Facilities & Communication	40,366	10,804	51,170
Culture and Recreation	12,659	650	13,309
Debt Service	67,990	86,280	154,270
<b>Total Expenditures</b>	<b>738,459</b>	<b>113,573</b>	<b>852,032</b>
<b>Excess (Deficiency) of Revenues</b>			
<b>Over/(Under) Expenditures</b>	<b>(108,221)</b>	<b>58,956</b>	<b>(49,265)</b>
<b>Other Financing Sources (uses):</b>			
Operating Transfers from Other Funds	55,956	(3,000)	52,956
Operating Transfers to Other Funds	(13,371)	(55,956)	(69,327)
Operating Transfers to Component Units	(32,364)	-	(32,364)
New Resource Initiative	98,000	-	98,000
<b>Total Other Financing Sources(Uses), Net</b>	<b>108,221</b>	<b>(58,956)</b>	<b>49,265</b>
<b>Excess (Deficiency) of Revenues and</b>			
<b>Other Financing Sources Over (Under)</b>			
<b>Expenditures and Other Financing Uses</b>	<b>0</b>	<b>0</b>	<b>0</b>

**Source of Information:**

Totals derived from figures represented on the General Fund Revenues and Contributions, Actual and Estimated Report and the Summary of Appropriation Requests by Activities and Local Funds

**Revenues:**

General Fund Revenues: Total Taxes, Fees & Charges and Interest less Tax Refunds, WAPA Infrastructure and Customs

Other Local Funds Revenues: Total Other Local Funds (Appropriated) represented on the Summary of Appropriation Requests by Activities and Local Funds(Non-Appropriated represented on the General Fund) Insurance Guaranty Fund and

**Expenditures:**

General Fund: Total Expenditures for the Government including debt service, less Expenditures of the Component Units (UVI, UVI Workforce Survey, UVI Tech Park, Casino Commission and VI Housing Finance Authority).

Other Local Funds: Total Other Local (Appropriated) Funds less contributions between funds represented on the Summary of Appropriation Requests by Activities and Local Funds.

**Other Financing Sources:**

General Fund (Transfer from Other Funds): Other Local (Appropriated) Funds to the General Fund, Insurance Guaranty Fund and V.I. Lottery Commission (Non-appropriated funds)

(Transfers to Other Funds): Total Transfers Out represented on the General Fund Revenues and Contributions, Actual

(Transfers to Components Units): Total Recommendations for UVI, UVI Workforce Survey, UVI Tech Park, Casino

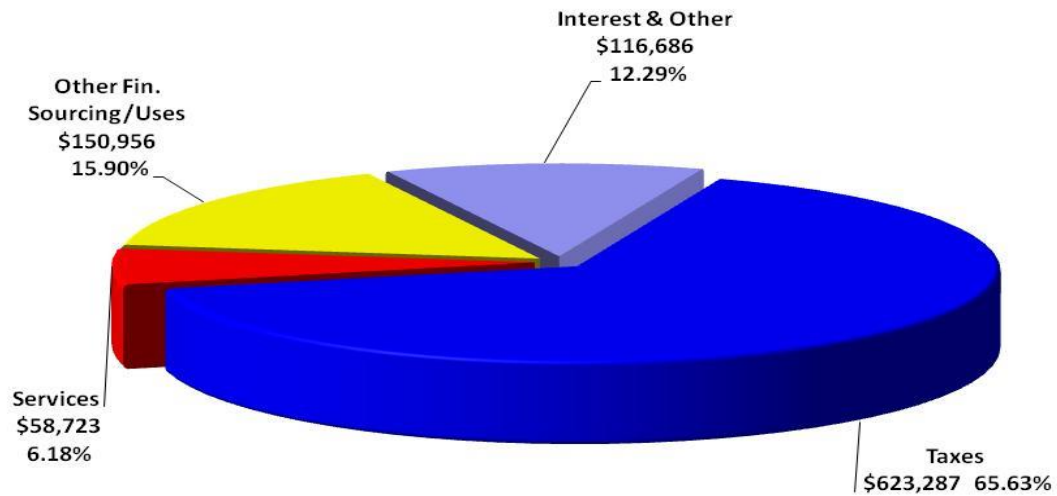
(Transfers from Component Unit): Payment in lieu of taxes from West Indian Company, Ltd.

Other Local Funds (Transfers from Other Funds): Transfer from Local Fund to Local Fund - Internal Revenue Matching Fund to Crisis Intervention and St. Croix Capital Improvement Fund

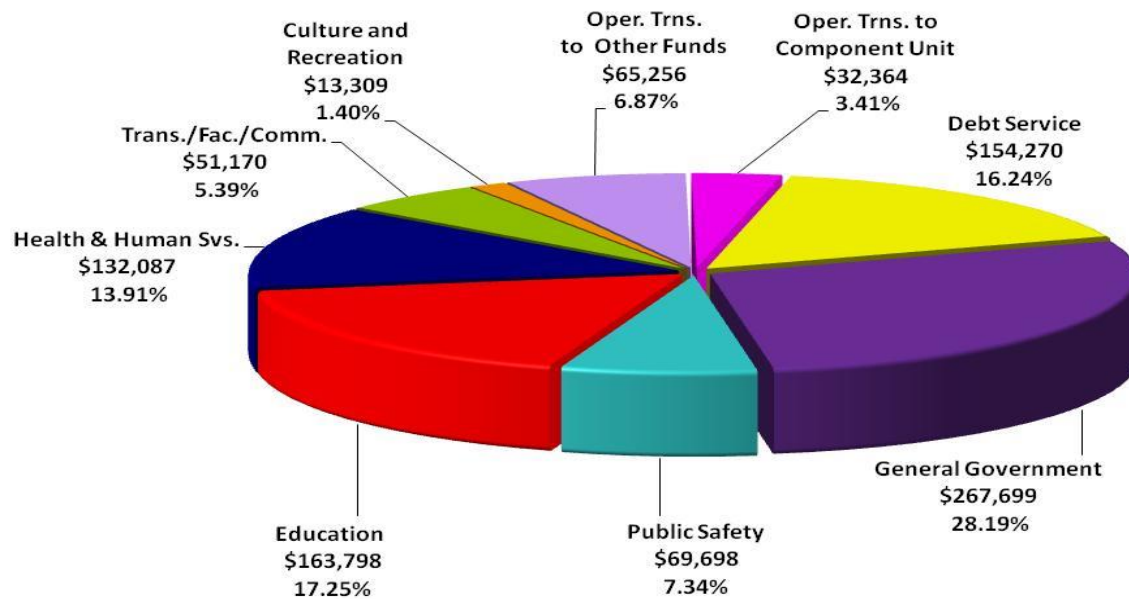
(Operating Transfers to Other Funds): Other Local (Appropriated) Funds and non appropriated contribution including Lottery and Insurance Guaranty Fund Contribution to other funds.

*Note : The Expenditures namely (General Government, Public Safety, Education, Health and Human Services, Transportation Facilities & Communication, Culture and Recreation) were adjusted proportionately to accommodate the (\$63.4) Mil Legislative Initiative.*

### Sources of Revenue (in Thousands)



### Expenditures by Functions of Government (in Thousands)



Government of the Virgin Islands  
Listing of Federal Grants - 2016

GOVERNMENT ENTITY Federal Grantor	MATCH RATIO FEDERAL/LOCAL or 100% FEDERAL	FY 2014 ACTUAL Expenditure	FY 2015 ESTIMATED Award	FY 2016 PROJECTED Award	LOCAL MATCH FUNDS	GRANT PERIOD
<b>ORG 110 DEPARTMENT OF JUSTICE</b>						
U.S. Department of Justice	100%	274,916	433,097	433,097	-	10/01/15-09/30/16
U.S. Department of Health and Human Services	66/34%	3,931,910	3,385,705	4,825,536	2,485,882	10/01/15-09/30/16
U.S. Executive Office of the President	100%	5,087	87,745	87,745	-	01/01/16-12/31/16
<b>TOTAL ORG 110 DEPARTMENT OF JUSTICE</b>		<b>4,211,913</b>	<b>3,906,547</b>	<b>5,346,378</b>	<b>2,485,882</b>	
<b>ORG 150 BUREAU OF CORRECTIONS</b>						
U.S. Department of Justice	100%	66,077	108,031	110,000	-	10/3/13-until expended
<b>TOTAL ORG 150 BUREAU OF CORRECTIONS</b>		<b>66,077</b>	<b>108,031</b>	<b>110,000</b>	-	
<b>ORG 200 OFFICE OF THE GOVERNOR</b>						
U.S. Department of Commerce	88/12%	145,107	-	-	-	01/01/13-01/10/15
U.S. Department of Interior	100%	146,595	-	-	-	07/01/13-01/31/15
U.S. Department of Health and Human Services	100%	19,838	139,876	139,876	-	08/01/15-07/31/16
<b>TOTAL ORG 200 OFFICE OF THE GOVERNOR</b>		<b>311,540</b>	<b>139,876</b>	<b>139,876</b>	-	
<b>ORG 230 VI TERRITORIAL EMERGENCY MANAGEMENT AGENCY</b>						
U.S. Department of Commerce	100%	49,151	963,098	790,746	-	09/01/15-08/31/16
U.S. Department of Homeland Security	100%	5,145,684	4,131,075	4,316,849	1,628,295	10/01/15-09/30/16
<b>TOTAL ORG 230 VI TERRITORIAL EMERGENCY MANAGEMENT AGENCY</b>		<b>5,194,835</b>	<b>5,094,173</b>	<b>5,107,595</b>	<b>1,628,295</b>	
<b>ORG 240 VIRGIN ISLANDS FIRE SERVICES</b>						
U.S. Department of Agriculture	100%	231,312	-	-	-	08/06/14-09/30/16
U.S. Department of Interior	100%	106,675	-	-	-	09/19/12-08/30/17
<b>TOTAL ORG 240 VIRGIN ISLANDS FIRE SERVICE</b>		<b>337,987</b>	-	-	-	
<b>ORG 260 BUREAU OF INFORMATION TECHNOLOGY</b>						
U.S. Department of Commerce	100%	105,137	176,733	176,732	-	08/01/13-07/31/16
<b>TOTAL ORG 260 BUREAU OF INFORMATION TECHNOLOGY</b>		<b>105,137</b>	<b>176,733</b>	<b>176,732</b>	-	
<b>ORG 270 VIRGIN ISLANDS ENERGY OFFICE</b>						
U.S. Department of Energy	100%	228,324	471,296	402,192	-	10/01/15-09/30/16
<b>TOTAL ORG 270 VIRGIN ISLANDS ENERGY OFFICE</b>		<b>228,324</b>	<b>471,296</b>	<b>402,192</b>	-	
<b>ORG 280 OFFICE OF THE ADJUTANT GENERAL</b>						
U.S. Department of Defense	79/21%	4,298,401	4,188,425	5,158,830	530,768	10/01/15-9/30/16
<b>TOTAL ORG 280 OFFICE OF THE ADJUTANT GENERAL</b>		<b>4,298,401</b>	<b>4,188,425</b>	<b>5,158,830</b>	<b>530,768</b>	
<b>ORG 300 OFFICE OF THE LIEUTENANT GOVERNOR</b>						
U.S. Department of Health and Human Services	100%	92,206	47,227	40,886	-	04/01/15-03/31/16
<b>TOTAL ORG 300 OFFICE OF THE LIEUTENANT GOVERNOR</b>		<b>92,206</b>	<b>47,227</b>	<b>40,886</b>	-	
<b>ORG 330 VIRGIN ISLANDS BOARD OF EDUCATION</b>						
U.S. Department of Education	100%	880,000	-	-	-	09/30/13-09/29/14
<b>TOTAL ORG 330 BOARD OF EDUCATION</b>		<b>880,000</b>	-	-	-	
<b>ORG 340 BUREAU OF INTERNAL REVENUE</b>						
U.S. Department of the Interior	100%	66,960	-	-	-	08/24/11-12/31/14
<b>TOTAL ORG 340 BUREAU OF INTERNAL REVENUE</b>		<b>66,960</b>	-	-	-	
<b>ORG 360 BUREAU OF MOTOR VEHICLE</b>						
U.S. Department of Homeland Security	100%	193,770	-	-	-	09/01/11-08/31/14
<b>TOTAL ORG 360 BUREAU OF MOTOR VEHICLE</b>		<b>193,770</b>	-	-	-	
<b>ORG 370 DEPARTMENT OF LABOR</b>						
U.S. Department of Labor	100%	7,839,551	6,735,715	6,735,715	-	10/01/15-09/30/16
<b>TOTAL ORG 370 DEPARTMENT OF LABOR</b>		<b>7,839,551</b>	<b>6,735,715</b>	<b>6,735,715</b>	-	

Government of the Virgin Islands  
Listing of Federal Grants - 2016

GOVERNMENT ENTITY Federal Grantor	MATCH RATIO FEDERAL/LOCAL or 100% FEDERAL	FY 2014 ACTUAL Expenditure	FY 2015 ESTIMATED Award	FY 2016 PROJECTED Award	LOCAL MATCH FUNDS	GRANT PERIOD
<b>ORG 400 DEPARTMENT OF EDUCATION</b>						
U.S. Department of Agriculture	100%	7,411,457	8,888,576	9,166,353	-	10/01/15-09/30/17
U.S. Department of Education	100%	17,196,495	27,645,091	27,580,756	-	07/01/16-12/31/18
<b>TOTAL ORG 400 DEPARTMENT OF EDUCATION</b>		<b>24,607,952</b>	<b>36,533,667</b>	<b>36,747,109</b>	-	
<b>ORG 500 VIRGIN ISLANDS POLICE DEPARTMENT</b>						
U.S. Department of Justice	100%	888,967	692,433	548,613	-	06/01/12-12/31/16
U.S. Department of Transportation	100%	822,482	865,343	1,786,907	-	10/01/15-09/30/17
<b>TOTAL ORG 500 VIRGIN ISLANDS POLICE DEPARTMENT</b>		<b>1,711,449</b>	<b>1,557,776</b>	<b>2,335,520</b>	-	
<b>ORG 520 LAW ENFORCEMENT PLANNING COMMISSION</b>						
U.S. Department of Justice	100%	3,554,408	2,596,195	2,486,572	-	10/01/15-09/30/20
<b>TOTAL ORG 520 LAW ENFORCEMENT PLANNING COMMISSION</b>		<b>3,554,408</b>	<b>2,596,195</b>	<b>2,486,572</b>	-	
<b>ORG 610 DEPARTMENT OF PUBLIC WORKS</b>						
U.S. Department of the Interior	100%	876,853	-	-	-	06/27/13-08/31/18
U.S. Department of Transportation	100%	25,898,756	19,037,833	19,038,600	-	10/01/15-until expended
U.S. Environmental Protection Agency	100%	751,034	-	-	-	01/31/13-09/30/19
<b>TOTAL ORG 610 DEPARTMENT OF PUBLIC WORKS</b>		<b>27,526,643</b>	<b>19,037,833</b>	<b>19,038,600</b>	-	
<b>ORG 620 WASTE MANAGEMENT AUTHORITY</b>						
U.S. Department of the Interior	100%	3,739,708	-	-	-	03/15/12-03/17/17
<b>TOTAL ORG 620 WASTE MANAGEMENT AUTHORITY</b>		<b>3,739,708</b>	-	-	-	
<b>ORG 700 DEPARTMENT OF HEALTH</b>						
U.S. Department of Agriculture	100%	7,111,978	7,367,640	7,367,640	-	10/01/15-09/30/16
U.S. Department of the Interior	100%	628,575	-	-	-	09/12/12-08/30/17
U.S. Department of Education	100%	1,488,483	779,828	779,828	-	07/01/16-09/30/18
U.S. Department of Health and Human Services	57/43% - 100%	9,835,484	10,160,997	11,108,193	1,091,168	10/01/15-09/30/17
<b>TOTAL ORG 700 DEPARTMENT OF HEALTH</b>		<b>19,064,520</b>	<b>18,308,465</b>	<b>19,255,661</b>	<b>1,091,168</b>	
<b>ORG 720 DEPARTMENT OF HUMAN SERVICES</b>						
U.S. Department of Agriculture	50/50% - 100%	4,805,896	7,151,668	7,180,559	5,620,970	10/01/15-09/30/17
Department of Housing and Urban Development	100%	35,952	35,952	35,952	-	06/02/16-07/31/18
U.S. Department of Justice	100%	20,398	171,000	146,000	-	10/01/15-09/30/19
U.S. Department of Labor	90/10%	1,004,677	969,238	969,241	108,000	07/01/16-06/30/17
U.S. Department of Education	79/21% - 100%	1,468,862	2,166,016	2,132,657	713,083	10/01/15-09/30/17
U.S. Department of Health and Human Services	50/50% - 100%	53,502,571	48,888,193	48,971,033	9,875,141	10/01/15-09/30/17
Corporation for National and Community Service	90/10 - 100%	863,441	260,803	267,350	43,445	07/01/16-06/30/17
<b>TOTAL ORG 720 DEPARTMENT OF HUMAN SERVICES</b>		<b>61,701,797</b>	<b>59,642,870</b>	<b>59,702,792</b>	<b>16,360,639</b>	
<b>ORG 800 DEPT. OF PLANNING &amp; NATURAL RESOURCES</b>						
U.S. Department of Commerce	50/50% - 100%	1,230,782	1,862,733	1,862,733	841,000	10/01/15-09/30/16
U.S. Department of the Interior	100%	1,781,753	2,933,003	2,933,000	-	10/01/15-09/30/16
Department of Transportation	100%	26,022	63,387	67,920	-	10/01/15-09/30/16
Institute of Museum and Library Services	100%	98,375	99,510	98,364	-	10/01/14-09/30/15
Environmental Protection Agency	100%	3,746,076	28,136,695	3,414,830	-	10/01/15-09/30/16
U.S. Department of Homeland Security	58/42% - 100%	835,451	671,803	671,803	561,173	10/01/15-09/30/16
<b>TOTAL ORG 800 DEPARTMENT OF PLANNING AND NATURAL RESOURCES</b>		<b>7,718,459</b>	<b>33,767,131</b>	<b>9,048,650</b>	<b>1,402,173</b>	

Government of the Virgin Islands  
Listing of Federal Grants - 2016

GOVERNMENT ENTITY Federal Grantor	MATCH RATIO FEDERAL/LOCAL or 100% FEDERAL	FY 2014 ACTUAL Expenditure	FY 2015 ESTIMATED Award	FY 2016 PROJECTED Award	LOCAL MATCH FUNDS	GRANT PERIOD
<b>ORG 830 DEPARTMENT OF AGRICULTURE</b>						
U.S. Department of Agriculture	100%	1,561,688	313,910	361,797	-	08/31/15-09/30/16
U.S. Department of the Interior	100%	8,427	-	-	-	09/01/11-09/01/14
<b>TOTAL ORG 830 DEPARTMENT OF AGRICULTURE</b>		<b>1,570,115</b>	<b>313,910</b>	<b>361,797</b>	-	
<b>ORG 840 DEPARTMENT OF SPORTS, PARKS AND RECREATION</b>						
U.S. Department of the Interior	100%	-	97,412	50,000	-	08/19/16-12/31/18
<b>TOTAL ORG 840 DEPARTMENT OF SPORTS, PARKS, AND RECREATION</b>		<b>-</b>	<b>97,412</b>	<b>50,000</b>	-	
<b>GRAND TOTAL ALL DEPARTMENTS/AGENCIES</b>		<b>175,021,751</b>	<b>192,723,282</b>	<b>172,244,905</b>	<b>23,498,925</b>	

Government of the Virgin Islands  
Listing of ARRA Federal Grants - 2016

GOVERNMENT ENTITY Federal Grantor	MATCH RATIO FEDERAL/LOCAL or 100% FEDERAL	FY 2014 ACTUAL Expenditure	FY 2015 ESTIMATED Award	FY 2016 PROJECTED Award	LOCAL MATCH FUNDS	GRANT PERIOD
<b>ORG 520 LAW ENFORCEMENT PLANNING COMMISSION</b>						
U.S. Department of Justice	100%	319,349	-	-	-	03/01/09-02/28/14
<b>TOTAL ORG 520 LAW ENFORCEMENT PLANNING COMMISSION</b>		<b>319,349</b>	<b>-</b>	<b>-</b>	<b>-</b>	
<b>ORG 700 DEPARTMENT OF HEALTH</b>						
U.S. Department of Health and Human Services	100%	330,815	-	-	-	02/08/10-02/07/14
<b>TOTAL ORG 700 DEPARTMENT OF HEALTH</b>		<b>330,815</b>	<b>-</b>	<b>-</b>	<b>-</b>	
<b>GRAND TOTAL ALL DEPARTMENTS/AGENCIES</b>		<b>650,164</b>	<b>-</b>	<b>-</b>	<b>-</b>	

# **APPROPRIATION BILLS**

**BILL NO. 31-  
THIRTY-FIRST LEGISLATURE OF THE VIRGIN ISLANDS  
OF THE UNITED STATES  
REGULAR SESSION  
2015**

**FOR THE OPERATION OF THE GOVERNMENT OF THE VIRGIN ISLANDS DURING THE FISCAL YEAR OCTOBER 1, 2015  
TO SEPTEMBER 30, 2016.**

---

**PROPOSED BY: THE GOVERNOR**

---

**BE IT ENACTED BY THE LEGISLATURE OF THE VIRGIN ISLANDS:**

**SECTION 1. THE AMOUNTS LISTED HEREIN, OR SO MUCH THEREOF AS SHALL BE SUFFICIENT TO ACCOMPLISH THE PURPOSES SPECIFIED, AS HEREINAFTER SET FORTH, ARE HEREBY APPROPRIATED AND AUTHORIZED TO BE PAID OUT OF ANY FUNDS IN THE GENERAL FUND OF THE TREASURY OF THE VIRGIN ISLANDS, WHICH AMOUNTS SHALL BE AVAILABLE FOR THE FISCAL YEAR OCTOBER 1, 2015 TO SEPTEMBER 30, 2016.**

**SECTION 2. WITH LUMP SUM APPROPRIATIONS, THE DEPARTMENTS AND AGENCIES ARE HEREBY EXEMPTED FROM TITLE 2, CHAPTER 2, SECTION 28 (B), VIRGIN ISLANDS CODE.**

	<b>FISCAL YEAR 2016</b>
<b>0100 GENERAL FUND</b>	
<b>110 DEPARTMENT OF JUSTICE</b>	
<b>TOTAL DEPARTMENT OF JUSTICE</b>	<b>12,065,411.00</b>
<b>150 BUREAU OF CORRECTION</b>	
<b>TOTAL BUREAU OF CORRECTION</b>	<b>29,858,131.00</b>
<b>200 OFFICE OF THE GOVERNOR</b>	
<b>TOTAL OFFICE OF THE GOVERNOR</b>	<b>9,011,481.00</b>
<b>210 OFFICE OF MANAGEMENT &amp; BUDGET</b>	
<b>TOTAL OFFICE OF MANAGEMENT &amp; BUDGET</b>	<b>2,047,907.00</b>
<b>220 DIVISION OF PERSONNEL</b>	
<b>TOTAL DIVISION OF PERSONNEL</b>	<b>2,930,397.00</b>
<b>230 VITEMA</b>	
<b>TOTAL VITEMA</b>	<b>4,591,418.00</b>
<b>240 FIRE SERVICES</b>	
<b>TOTAL FIRE SERVICES</b>	<b>16,357,087.00</b>
<b>260 BUREAU OF INFORMATION TECHNOLOGY</b>	
<b>TOTAL BUREAU OF INFORMATION TECHNOLOGY</b>	<b>2,068,361.00</b>



270 VI ENERGY OFFICE	
TOTAL VI ENERGY OFFICE	1,176,578.00
280 OFFICE OF THE ADJUTANT GENERAL	
TOTAL OFFICE OF THE ADJUTANT GENERAL	1,227,720.00
290 OFFICE OF VETERAN AFFAIRS	
TOTAL OFFICE OF VETERAN AFFAIRS	328,171.00
300 OFFICE OF LT. GOVERNOR	
TOTAL OFFICE OF LT. GOVERNOR	6,612,360.00
340 INTERNAL REVENUE BUREAU	
TOTAL INTERNAL REVENUE BUREAU	9,500,000.00
360 BUREAU OF MOTOR VEHICLES	
TOTAL BUREAU OF MOTOR VEHICLES	2,019,813.00
370 DEPARTMENT OF LABOR	
TOTAL DEPARTMENT OF LABOR	3,849,412.00
380 DEPARTMENT OF LICENSING & CONSUMER AFFAIRS	
TOTAL DEPT. OF LICENSING & CONSUMER AFFAIRS	2,836,003.00
390 DEPARTMENT OF FINANCE	
TOTAL DEPARTMENT OF FINANCE	5,289,653.00
400 DEPARTMENT OF EDUCATION	
TOTAL DEPARTMENT OF EDUCATION	154,505,857.00
500 VI POLICE DEPARTMENT	
TOTAL VI POLICE DEPARTMENT	59,173,815.00
520 LAW ENFORCEMENT PLANNING COMMISSION	
TOTAL LEPC	587,082.00
600 DEPARTMENT OF PROPERTY & PROCUREMENT	
TOTAL DEPT. OF PROPERTY & PROCUREMENT	3,186,584.00
610 DEPARTMENT OF PUBLIC WORKS	
TOTAL DEPARTMENT OF PUBLIC WORKS	17,751,471.00
700 DEPARTMENT OF HEALTH	
TOTAL DEPARTMENT OF HEALTH	19,880,357.00
720 DEPARTMENT OF HUMAN SERVICES	
TOTAL DEPARTMENT OF HUMAN SERVICE	59,293,802.00
800 DEPARTMENT OF PLANNING AND NATURAL RESOURCES	
TOTAL DPNR	6,811,143.00

<b>830 DEPARTMENT OF AGRICULTURE</b>	
<b>TOTAL DEPARTMENT OF AGRICULTURE</b>	<b>3,500,000.00</b>
<b>840 DEPARTMENT OF SPORTS PARKS &amp; RECREATION</b>	
<b>TOTAL DEPARTMENT OF SPORTS PARKS &amp; RECREATION</b>	<b>6,543,166.00</b>
<b>920 DEPARTMENT OF TOURISM</b>	
<b>TOTAL DEPARTMENT OF TOURISM</b>	<b>2,402,163.00</b>
<b>990 MISCELLANEOUS</b>	
<b>TOTAL MISCELLANEOUS</b>	<b>102,157,563.00</b>
<b>TOTAL GENERAL FUND</b>	<b>547,568,906.00</b>

**BILL NO. 31-  
THIRTY-FIRST LEGISLATURE OF THE VIRGIN ISLANDS  
OF THE UNITED STATES  
REGULAR SESSION  
2015**

**TO APPROPRIATE MONIES FROM THE ANTI-LITTER AND BEAUTIFICATION FUND TO THE WASTE MANAGEMENT AUTHORITY FOR THE FISCAL YEAR ENDING SEPTEMBER 30, 2016.**

---

**PROPOSED BY: THE GOVERNOR**

---

**BE IT ENACTED BY THE LEGISLATURE OF THE VIRGIN ISLANDS:**

**SECTION 1. THE FOLLOWING SUMS OR SO MUCH THEREOF AS MAY BE NECESSARY, ARE HEREBY APPROPRIATED FROM THE ANTI-LITTER AND BEAUTIFICATION FUND IN THE TREASURY OF THE VIRGIN ISLANDS, CREATED BY ACT NO 7536, FOR THE FISCAL YEAR ENDING SEPTEMBER 30, 2016 FOR THE PURPOSES HEREAFTER EXPRESSLY NAMED:**

	<b>FISCAL YEAR 2016</b>
<b>2043 ANTI-LITTER AND BEAUTIFICATION</b>	
<b>610 DEPARTMENT OF PUBLIC WORKS</b>	
<b>TOTAL DEPARTMENT OF PUBLIC WORKS</b>	<b>1,000,000.00</b>
<b>620 VI WASTE MANAGEMENT AUTHORITY</b>	
<b>TOTAL VI WASTE MANAGEMENT AUTHORITY</b>	<b>4,704,014.00</b>
<b>TOTAL ANTI-LITTER AND BEAUTIFICATION</b>	<b>5,704,014.00</b>

**BILL NO. 31-  
THIRTY-FIRST LEGISLATURE OF THE VIRGIN ISLANDS  
OF THE UNITED STATES  
REGULAR SESSION  
2015**

**AN ACT PROVIDING APPROPRIATION FOR OPERATING EXPENSES OF THE VIRGIN ISLANDS BOARD OF EDUCATION FROM THE GENERAL FUND OF THE GOVERNMENT OF THE VIRGIN ISLANDS DURING THE FISCAL YEAR OCTOBER 1, 2015 THROUGH SEPTEMBER 2016.**

---

**PROPOSED BY: THE GOVERNOR**

---

**BE IT ENACTED BY THE LEGISLATURE OF THE VIRGIN ISLANDS:**

**SECTION 1. THE FOLLOWING SUM, OR SO MUCH THEREOF AS MAY BE NECESSARY, IS HEREBY APPROPRIATED FROM THE GENERAL FUND FOR OPERATING EXPENSES, INCLUDING MAINTENANCE, SUPPLIES MACHINERY AND EQUIPMENT AND OTHER PURPOSES OF THE VIRGIN ISLANDS BOARD OF EDUCATION FOR THE FISCAL YEAR OCTOBER 1, 2015 THROUGH SEPTEMBER 30, 2016.**

**FISCAL YEAR 2016**

**0100 GENERAL FUND**

**330 VIRGIN ISLANDS BOARD OF EDUCATION  
TOTAL BOARD OF EDUCATION**

**\$1,742,975.00**

**TOTAL GENERAL FUND**

**\$1,742,975.00**

**BILL NO. 31-  
THIRTY-FIRST LEGISLATURE OF THE VIRGIN ISLANDS  
OF THE UNITED STATES  
REGULAR SESSION  
2015**

**TO PROVIDE AN APPROPRIATION FOR OPERATING EXPENSES OF THE BUREAU OF MOTOR VEHICLES OF THE GOVERNMENT OF THE VIRGIN ISLANDS DURING THE FISCAL YEAR OCTOBER 1, 2015 TO SEPTEMBER 30, 2016.**

---

**PROPOSED BY: THE GOVERNOR**

---

**BE IT ENACTED BY THE LEGISLATURE OF THE VIRGIN ISLANDS:**

**SECTION 1. THE FOLLOWING SUM, OR SO MUCH THEREOF AS MAY BE NECESSARY, IS HEREBY APPROPRIATED OUT OF FUNDS IN THE TRANSPORTATION TRUST FUND INTO THE BUREAU OF MOTOR VEHICLES FUND FOR OPERATING EXPENSES, INCLUDING WAGES OF SALARIED EMPLOYEES, OF THE BUREAU OF MOTOR VEHICLES DURING THE FISCAL YEAR BEGINNING OCTOBER 1, 2015 AND ENDING SEPTEMBER 30, 2016 AS HEREINAFTER SPECIFIED:**

**FISCAL YEAR 2016**

**2094 BUREAU OF MOTOR VEHICLES**

**360 BUREAU OF MOTOR VEHICLES**

<b>TOTAL BUREAU OF MOTOR VEHICLES</b>	<b>1,000,000.00</b>
---------------------------------------	---------------------

<b>TOTAL BUREAU OF MOTOR VEHICLES FUND</b>	<b>1,000,000.00</b>
--	---------------------

**BILL NO. 31-  
THIRTY-FIRST LEGISLATURE OF THE VIRGIN ISLANDS  
OF THE UNITED STATES  
REGULAR SESSION  
2015**

**TO PROVIDE AN APPROPRIATION FOR OPERATING EXPENSES OF THE BUSINESS AND COMMERCIAL PROPERTIES REVOLVING FUND OF THE GOVERNMENT OF THE VIRGIN ISLANDS DURING THE FISCAL YEAR OCTOBER 1, 2015 TO SEPTEMBER 30, 2016.**

---

**PROPOSED BY: THE GOVERNOR**

---

**BE IT ENACTED BY THE LEGISLATURE OF THE VIRGIN ISLANDS:**

**SECTION 1. THE FOLLOWING SUM, OR SO MUCH THEREOF AS MAY BE NECESSARY, IS HEREBY APPROPRIATED OUT OF FUNDS IN THE BUSINESS AND COMMERCIAL PROPERTIES REVOLVING FUND FOR THE OPERATING EXPENSES, INCLUDING WAGES OF SALARIED EMPLOYEES, OF THE DEPARTMENT OF PROPERTY AND PROCUREMENT, BUSINESS AND COMMERCIAL PROPERTIES ADMINISTRATION, IN ADMINISTERING THE SAID FUND DURING THE FISCAL YEAR BEGINNING OCTOBER 1, 2015 AND ENDING SEPTEMBER 30, 2016, AS HEREINAFTER SPECIFIED:**

**FISCAL YEAR 2016**

**6028 BUSINESS & COMMERCIAL PROPERTY**

**600 DEPARTMENT OF PROPERTY & PROCUREMENT**

TOTAL DEPARTMENT OF PROPERTY & PROCUREMENT	2,445,452.00
--	--------------

TOTAL BUSINESS & COMMERCIAL PROPERTY	2,445,452.00
--------------------------------------	--------------

**BILL NO. 31-  
THIRTY-FIRST LEGISLATURE OF THE VIRGIN ISLANDS  
OF THE UNITED STATES  
REGULAR SESSION  
2015**

**TO PROVIDE AN APPROPRIATION FROM THE CARIBBEAN BASIN INITIATIVE FUND FOR FISCAL YEAR OCTOBER 1, 2015 TO SEPTEMBER 30, 2016.**

---

**PROPOSED BY: THE GOVERNOR**

---

**BE IT ENACTED BY THE LEGISLATURE OF THE VIRGIN ISLANDS:**

**SECTION 1. NOTWITHSTANDING ANY OTHER LAW, THE FOLLOWING SUM OR SO MUCH THEREOF AS MAY BE NECESSARY, IS HEREBY APPROPRIATED OUT OF FUNDS AVAILABLE IN THE CARIBBEAN BASIN INITIATIVE FUND, CREATED PURSUANT TO 26 USC (PUBLIC LAW 98-67), FOR FISCAL YEAR OCTOBER 1, 2015 TO SEPTEMBER 30, 2016.**

	<b>FISCAL YEAR 2016</b>
<b>3015 CARIBBEAN BASIN INITIATIVE</b>	
<b>390 DEPARTMENT OF FINANCE</b>	
<b>AS A CONTRIBUTION TO THE GENERAL FUND</b>	
<b>TOTAL DEPARTMENT OF FINANCE</b>	<b>8,900,000.00</b>
<b>TOTAL CARIBBEAN BASIN INITIATIVE</b>	<b>8,900,000.00</b>

**BILL NO. 31-  
THIRTY-FIRST LEGISLATURE OF THE VIRGIN ISLANDS  
OF THE UNITED STATES  
REGULAR SESSION  
2015**

**TO APPROPRIATE THE SUM OF \$1,185,413 FROM THE COMMUNITY FACILITIES TRUST FUND TO THE GENERAL FUND TO PAY THE ALLOCABLE DEBT SERVICE PAYABLE ON DEBT ISSUED TO FINANCE THE PAUL E. JOSEPH STADIUM PROJECT FOR THE FISCAL YEAR ENDING SEPTEMBER 30, 2016.**

---

**RECOMMENDED BY THE GOVERNOR**

---

**BE IT ENACTED BY THE LEGISLATURE OF THE VIRGIN ISLANDS:**

**SECTION 1. IN ACCORDANCE WITH ACT 7453, SECTION 4(C) AS AMENDED BY ACT 7663 1(d), THE SUM OF ONE MILLION ONE HUNDRED EIGHTY-FIVE THOUSAND FOUR HUNDRED THIRTEEN DOLLARS (\$1,185,413) IS HEREBY APPROPRIATED FROM THE COMMUNITY FACILITY TRUST FUND TO THE GENERAL FUND FOR FISCAL YEAR ENDING SEPTEMBER 30, 2016 FOR THE PURPOSE OF PAYING THE ALLOCABLE DEBT SERVICE PAYABLE ON DEBT ISSUED TO FINANCE THE PAUL E. JOSEPH STADIUM PROJECT.**



**BILL NO. 31-  
THIRTY-FIRST LEGISLATURE OF THE VIRGIN ISLANDS  
OF THE UNITED STATES  
REGULAR SESSION  
2015**

**TO APPROPRIATE MONIES FOR SALARIES AND EXPENSES OF THE ELECTION SYSTEM OF THE VIRGIN ISLANDS FOR THE FISCAL YEAR ENDING SEPTEMBER 30, 2016.**

---

**RECOMMENDED BY THE GOVERNOR**

---

**BE IT ENACTED BY THE LEGISLATURE OF THE VIRGIN ISLANDS:**

**SECTION 1. THERE IS APPROPRIATED FROM THE GENERAL FUND TO THE ST. THOMAS/ST. JOHN BOARD OF ELECTIONS THE SUM OF \$80,000 FOR THE OPERATING EXPENSES AND ANY OTHER RELATED COSTS FOR THE FISCAL YEAR ENDING SEPTEMBER 30, 2016.**

**SECTION 2. THERE IS APPROPRIATED FROM THE GENERAL FUND TO THE ST. CROIX BOARD OF ELECTIONS THE SUM OF \$80,000 FOR THE OPERATING EXPENSES AND ANY OTHER RELATED COSTS FOR THE FISCAL YEAR ENDING SEPTEMBER 30, 2016.**

**SECTION 3. THERE IS APPROPRIATED FROM THE GENERAL FUND TO THE OFFICE OF THE SUPERVISOR OF ELECTIONS THE SUM OF \$1,400,000 FOR THE OPERATING EXPENSES AND ANY OTHER RELATED COSTS FOR THE FISCAL YEAR ENDING SEPTEMBER 30, 2016.**

**BILL NO. 31-  
THIRTY-FIRST LEGISLATURE OF THE VIRGIN ISLANDS  
OF THE UNITED STATES  
REGULAR SESSION  
2015**

**TO APPROPRIATE FUNDS FROM THE GOVERNMENT INSURANCE FUND FOR OPERATING EXPENSES OF THE DEPARTMENT OF FINANCE AND THE DEPARTMENT OF LABOR FOR THE FISCAL YEAR ENDING SEPTEMBER 30, 2016.**

---

**PROPOSED BY: THE GOVERNOR**

---

**BE IT ENACTED BY THE LEGISLATURE OF THE VIRGIN ISLANDS:**

**SECTION 1. THE FOLLOWING SUMS, OR SO MUCH THEREOF AS MAY BE NECESSARY, ARE HEREBY APPROPRIATED OUT OF THE GOVERNMENT INSURANCE FUND FOR EXPENSES, INCLUDING WAGES OF SALARIED EMPLOYEES OF THE DEPARTMENT OF FINANCE, OFFICE OF THE CUSTODIAN AND THE DEPARTMENT OF LABOR, DIVISION OF OCCUPATIONAL SAFETY AND HEALTH AND THE DIVISION OF WORKER'S COMPENSATION.**

**FISCAL YEAR 2016**

**6000 GOVERNMENT INSURANCE FUND**

**370 DEPARTMENT OF LABOR**

<b>TOTAL DEPARTMENT OF LABOR</b>	<b>1,087,819.00</b>
----------------------------------	---------------------

**390 DEPARTMENT OF FINANCE**

<b>TOTAL DEPARTMENT OF FINANCE</b>	<b>715,305.00</b>
------------------------------------	-------------------

<b>TOTAL GOVERNMENT INSURANCE FUND</b>	<b>1,803,124.00</b>
--	---------------------

**BILL NO. 31-  
THIRTY-FIRST LEGISLATURE OF THE VIRGIN ISLANDS  
OF THE UNITED STATES  
REGULAR SESSION  
2015**

**TO PROVIDE FOR THE LUMP SUM APPROPRIATION FROM THE HEALTH REVOLVING FUND FOR FISCAL YEAR OCTOBER 1, 2015 THROUGH SEPTEMBER 30, 2016.**

---

**PROPOSED BY: THE GOVERNOR**

---

**BE IT ENACTED BY THE LEGISLATURE OF THE VIRGIN ISLANDS:**

**SECTION 1. THE FOLLOWING AMOUNT, OR SO MUCH THEREOF AS MAY BE NECESSARY TO ACCOMPLISH THE PURPOSES SPECIFIED, IS HEREBY APPROPRIATED FROM FUNDS AVAILABLE OR DEPOSITED IN THE HEALTH REVOLVING FUND FOR THE FISCAL YEAR ENDING SEPTEMBER 30, 2016.**

**SECTION 2. THE DEPARTMENT OF HEALTH GRANTED A LUMP SUM BUDGET UNDER THIS ACT IS HEREBY EXEMPTED FROM THE PROVISIONS OF TITLE 2, CHAPTER 2, SECTION 28(B), VIRGIN ISLANDS CODE.**

**FISCAL YEAR 2016**

**6079 HEALTH REVOLVING FUND NON-LAPSING**

**700 DEPARTMENT OF HEALTH**

**TOTAL HEALTH**

**2,554,707.00**

**TOTAL HEALTH REVOLVING FUND NON-LAPSING**

**2,554,707.00**

**BILL NO. 31-  
THIRTY-FIRST LEGISLATURE OF THE VIRGIN ISLANDS  
OF THE UNITED STATES  
REGULAR SESSION  
2015**

**AN ACT PROVIDING APPROPRIATIONS FOR OPERATING EXPENSES OF THE HOSPITAL AND HEALTH FACILITIES CORPORATION FROM THE GENERAL FUND OF THE GOVERNMENT OF THE VIRGIN ISLANDS DURING THE FISCAL YEAR OCTOBER 1, 2015 THROUGH SEPTEMBER 2016.**

---

**PROPOSED BY: THE GOVERNOR**

---

**BE IT ENACTED BY THE LEGISLATURE OF THE VIRGIN ISLANDS:**

**SECTION 1. THE FOLLOWING SUM, OR SO MUCH THEREOF AS MAY BE NECESSARY, IS HEREBY APPROPRIATED FROM THE GENERAL FUND FOR OPERATING EXPENSES, INCLUDING MAINTENANCE, SUPPLIES AND EQUIPMENT AND OTHER PURPOSES OF THE HOSPITAL HEALTH FACILITIES CORPORATION FOR THE FISCAL YEAR OCTOBER 1, 2015 THROUGH SEPTEMBER 30, 2016.**

**FISCAL YEAR 2016**

**0100 GENERAL FUND**

<b>7110 SCHNEIDER REGIONAL MEDICAL CENTER</b>	<b>\$22,472,518.00</b>
<b>7110 GOVERNOR JUAN F. LUIS HOSPITAL AND MEDICAL CENTER</b>	<b>\$20,148,874.00</b>
<b>TOTAL HOSPITAL AND HEALTH FACILITIES CORPORATION</b>	<b>\$42,621,392.00</b>
<b>TOTAL GENERAL FUND</b>	<b>\$42,621,392.00</b>

**BILL NO. 31-  
THIRTY-FIRST LEGISLATURE OF THE VIRGIN ISLANDS  
OF THE UNITED STATES  
REGULAR SESSION  
2015**

TO PROVIDE FOR THE LUMP SUM APPROPRIATION FROM THE INDIRECT COST FUND FOR SALARIES, OPERATING EXPENSES AND FOR OTHER PURPOSES, OF THE OFFICE OF MANAGEMENT AND BUDGET, THE DIVISION OF PERSONNEL, THE DEPARTMENT OF PROPERTY AND PROCUREMENT AND THE DEPARTMENT OF FINANCE FOR THE FISCAL YEAR OCTOBER 1, 2015 THROUGH SEPTEMBER 30, 2016.

---

PROPOSED BY: THE GOVERNOR

---

BE IT ENACTED BY THE LEGISLATURE OF THE VIRGIN ISLANDS:

SECTION 1. THE FOLLOWING SUMS, OR SO MUCH THEREOF AS MAY BE NECESSARY, ARE HEREBY APPROPRIATED FROM THE INDIRECT COST FUND FOR OPERATING EXPENSES, INCLUDING WAGES AND SALARIES, AND OTHER PURPOSES OF THE OFFICE OF MANAGEMENT AND BUDGET, THE DIVISION OF PERSONNEL, THE DEPARTMENT OF PROPERTY AND PROCUREMENT AND THE DEPARTMENT OF FINANCE FOR FISCAL YEAR OCTOBER 1, 2015 TO SEPTEMBER 30, 2016.

**FISCAL YEAR 2016**

**2098 INDIRECT COST**

<b>210 OFFICE OF MANAGEMENT &amp; BUDGET</b>	
TOTAL OFFICE OF MANAGEMENT & BUDGET	<b>1,871,650.00</b>
<b>220 DIVISION OF PERSONNEL</b>	
TOTAL DIVISION OF PERSONNEL	<b>500,659.00</b>
<b>390 DEPARTMENT OF FINANCE</b>	
TOTAL DEPARTMENT OF FINANCE	<b>218,219.00</b>
<b>600 DEPARTMENT OF PROPERTY &amp; PROCUREMENT</b>	
TOTAL DEPARTMENT OF PROPERTY & PROCUREMENT	<b>143,235.00</b>
<b>TOTAL INDIRECT COST</b>	<b>2,733,763.00</b>

**BILL NO. 31-  
THIRTY-FIRST LEGISLATURE OF THE VIRGIN ISLANDS  
OF THE UNITED STATES  
REGULAR SESSION  
2015**

**TO APPROPRIATE THE SUM OF \$1,100,000 FROM THE INTEREST EARNED ON DEBT SERVICES RESERVES AS A CONTRIBUTION TO THE GENERAL FUND**

---

**PROPOSED BY: THE GOVERNOR**

---

**BE IT ENACTED BY THE LEGISLATURE OF THE VIRGIN ISLANDS:**

**SECTION 1. NOTWITHSTANDING ANY OTHER LAW, THE SUM OF ONE MILLION ONE HUNDRED THOUSAND DOLLARS (\$1,100,000), IS HEREBY APPROPRIATED OUT OF THE INTEREST EARNED ON DEBT SERVICES RESERVES IN THE FISCAL YEAR ENDING SEPTEMBER 30, 2016 AS A CONTRIBUTION TO THE GENERAL FUND.**

**BILL NO. 31-  
THIRTY-FIRST LEGISLATURE OF THE VIRGIN ISLANDS  
OF THE UNITED STATES  
REGULAR SESSION  
2015**

**TO APPROPRIATE THE SUM OF \$1,000,000 FROM THE INTEREST REVENUE FUND AS A CONTRIBUTION TO THE GENERAL FUND FOR THE FISCAL YEAR ENDING SEPTEMBER 30, 2016.**

---

**RECOMMENDED BY THE GOVERNOR**

---

**BE IT ENACTED BY THE LEGISLATURE OF THE VIRGIN ISLANDS:**

**SECTION 1. NOTWITHSTANDING ANY OTHER LAW, THE SUM OF ONE MILLION DOLLARS (\$1,000,000) IS HEREBY APPROPRIATED OUT OF ANY FUNDS AVAILABLE IN THE INTEREST REVENUE FUND TO THE GENERAL FUND IN THE FISCAL YEAR ENDING SEPTEMBER 30, 2016 AS A CONTRIBUTION TO THE GENERAL FUND.**

**BILL NO. 31-  
THIRTY-FIRST LEGISLATURE OF THE VIRGIN ISLANDS  
OF THE UNITED STATES  
REGULAR SESSION  
2015**

**TO PROVIDE APPROPRIATIONS FROM THE INTERNAL REVENUE MATCHING FUND FOR THE FISCAL YEAR OCTOBER 1, 2015 THROUGH SEPTEMBER 30, 2016.**

---

**PROPOSED BY: THE GOVERNOR**

---

**BE IT ENACTED BY THE LEGISLATURE OF THE VIRGIN ISLANDS:**

**SECTION 1. THE FOLLOWING SUMS, OR SO MUCH THEREOF AS MAY BE NECESSARY, ARE HEREBY APPROPRIATED OUT OF ANY FUNDS AVAILABLE IN SPECIAL INTERNAL REVENUE MATCHING FUND, CREATED BY SUBSECTION 28(B, (C), (I) OF THE REVISED ORGANIC ACT OF THE VIRGIN ISLANDS, PUBLIC LAW 517, 83RD CONGRESS, FOR THE FISCAL YEAR OCTOBER 1, 2015 TO SEPTEMBER 30, 2016 :**

	<b>FISCAL YEAR 2016</b>
<b>3003 INTERNAL REVENUE MATCHING CONTRIBUTION TO THE GENERAL FUND</b>	
<b>390 DEPARTMENT OF FINANCE</b>	
TOTAL DEPARTMENT OF FINANCE	12,800,000.00
SUBTOTAL INTERNAL REVENUE MATCHING	12,800,000.00
<b>3006 INTERNAL REVENUE MATCHING</b>	
<b>TO DEPARTMENT OF HUMAN SERVICES AS A CONTRIBUTION TO THE CRISIS INTERVENTION FUND</b>	
<b>390 DEPARTMENT OF FINANCE</b>	
TOTAL DEPARTMENT OF FINANCE	1,000,000 .00
SUBTOTAL INTERNAL REVENUE MATCHING	1,000,000.00
<b>UVI MEDICAL SCHOOL DEBT SERVICE</b>	700,000.00
SUBTOTAL INTERNAL REVENUE MATCHING	700,000.00
<b>3007 INTERNAL REVENUE MATCHING NL</b>	
<b>2009 SERIES A-C BOND PRINCIPLE AND INTEREST</b>	44,380,706.00
<b>2010 SERIES A WORKING CAPITAL BONDS</b>	21,986,225.00
<b>2012 SERIES WORKING CAPITAL BOND</b>	7,820,250.00
<b>2013 SERIES A &amp; B</b>	11,393,050.00
<b>390 DEPARTMENT OF FINANCE</b>	
TOTAL DEPARTMENT OF FINANCE	85,580,231.00
SUBTOTAL INTERNAL REVENUE MATCHING NL	85,580,231.00
<b>TOTAL INTERNAL REVENUE MATCHING</b>	<b>100,080,231.00</b>



**BILL NO. 31-  
THIRTY-FIRST LEGISLATURE OF THE VIRGIN ISLANDS  
OF THE UNITED STATES  
REGULAR SESSION  
2015**

**TO APPROPRIATE FUNDS TO THE PUBLIC SERVICES COMMISSION FOR THE FISCAL YEAR OCTOBER 1, 2015 TO SEPTEMBER 30, 2016 FOR OPERATING EXPENSES.**

---

**PROPOSED BY: THE GOVERNOR**

---

**BE IT ENACTED BY THE LEGISLATURE OF THE VIRGIN ISLANDS:**

**SECTION 1. THE FOLLOWING SUM, OR SO MUCH THEREOF AS MAY BE NECESSARY, IS HEREBY APPROPRIATED OUT OF ANY AVAILABLE FUNDS IN THE PUBLIC SERVICES COMMISSION REVOLVING FUND FOR FISCAL YEAR OCTOBER 1, 2015 TO SEPTEMBER 30, 2016 TO THE PUBLIC SERVICES COMMISSION.**

	<b>FISCAL YEAR 2016</b>
<b>6032 PUBLIC SERVICE COMMISSION REVOLVING</b>	
<b>380 DEPARTMENT OF LICENSING &amp; CONSUMER AFFAIRS</b>	
<b>TOTAL DEPT. OF LICENSING &amp; CONSUMER AFFAIRS</b>	<b>1,753,675.00</b>
<b>TOTAL PUBLIC SERVICE COMMISSION REVOLVING</b>	<b>1,753,675.00</b>

**BILL NO. 31-  
THIRTY-FIRST LEGISLATURE OF THE VIRGIN ISLANDS  
OF THE UNITED STATES  
REGULAR SESSION  
2015**

**TO APPROPRIATE THE SUM OF \$2,000,000 FROM THE INTERNAL REVENUE MATCHING FUND AS A CONTRIBUTION TO THE ST. CROIX CAPITAL IMPROVEMENT FUND FOR THE FISCAL YEAR ENDING SEPTEMBER 30, 2016.**

---

**RECOMMENDED BY THE GOVERNOR**

---

**BE IT ENACTED BY THE LEGISLATURE OF THE VIRGIN ISLANDS:**

**SECTION 1. IN ACCORDANCE WITH TITLE 33, CHAPTER 111, SECTION 3087 THE SUM OF TWO MILLION DOLLARS (\$2,000,000) IS HEREBY APPROPRIATED FROM THE INTERNAL REVENUE MATCHING FUND TO THE ST. CROIX CAPITAL IMPROVEMENT FUND FOR FISCAL YEAR ENDING SEPTEMBER 30, 2016 FOR THE PURPOSE OF CAPITAL IMPROVEMENT PROJECTS ON THE ISLAND OF ST. CROIX.**

**BILL NO. 31-  
THIRTY-FIRST LEGISLATURE OF THE VIRGIN ISLANDS  
OF THE UNITED STATES  
REGULAR SESSION  
2015**

**TO PROVIDE AN APPROPRIATION FOR OPERATING EXPENSES OF THE DEPARTMENT OF PUBLIC WORKS AND THE WASTE MANAGEMENT AUTHORITY FROM THE ST. JOHN CAPITAL IMPROVEMENT FUND OF THE GOVERNMENT OF THE VIRGIN ISLANDS DURING THE FISCAL YEAR OCTOBER 1, 2015 THROUGH SEPTEMBER 30, 2016.**

---

**PROPOSED BY: THE GOVERNOR**

---

**BE IT ENACTED BY THE LEGISLATURE OF THE VIRGIN ISLANDS:**

**SECTION 1. THE FOLLOWING SUMS, OR SO MUCH THEREOF AS MAY BE NECESSARY, ARE HEREBY APPROPRIATED FROM THE ST. JOHN CAPITAL IMPROVEMENT FUND FOR OPERATING EXPENSES INCLUDING MAINTENANCE, SUPPLIES, MACHINERY AND EQUIPMENT AND OTHER PURPOSES OF THE DEPARTMENT OF PUBLIC WORKS AND THE WASTE MANAGEMENT AUTHORITY FOR THE FISCAL YEAR OCTOBER 1, 2015 THROUGH SEPTEMBER 30, 2016.**

**FISCAL YEAR 2016**

**3019 SAINT JOHN CAPITAL IMPROVEMENT**

**610 DEPARTMENT OF PUBLIC WORKS**

TOTAL DEPARTMENT OF PUBLIC WORKS	500,000.00
----------------------------------	------------

**620 VI WASTE MANAGEMENT AUTHORITY**

TOTAL VI WASTE MANAGEMENT AUTHORITY	1,000,000.00
-------------------------------------	--------------

TOTAL SAINT JOHN CAPITAL IMPROVEMENT	1,500,000.00
--------------------------------------	--------------

**BILL NO. 31-  
THIRTY-FIRST LEGISLATURE OF THE VIRGIN ISLANDS  
OF THE UNITED STATES  
REGULAR SESSION  
2015**

**TO PROVIDE AN APPROPRIATION FOR OPERATING EXPENSES OF THE WASTE MANAGEMENT AUTHORITY FROM THE SEWAGE SYSTEM FUND OF THE GOVERNMENT OF THE VIRGIN ISLANDS DURING THE FISCAL YEAR OCTOBER 1, 2015 THROUGH SEPTEMBER 30, 2016.**

---

**PROPOSED BY: THE GOVERNOR**

---

**BE IT ENACTED BY THE LEGISLATURE OF THE VIRGIN ISLANDS:**

**SECTION 1. THE FOLLOWING SUM, OR SO MUCH THEREOF AS MAY BE NECESSARY, IS HEREBY APPROPRIATED FROM THE SEWAGE SYSTEM FUND FOR OPERATING EXPENSES INCLUDING MAINTENANCE, SUPPLIES, MACHINERY AND EQUIPMENT AND OTHER PURPOSES OF WASTE MANAGEMENT AUTHORITY FOR THE FISCAL YEAR OCTOBER 1, 2015 THROUGH SEPTEMBER 30, 2016.**

	<b>FISCAL YEAR 2016</b>
<b>2066 SEWER WASTE WATER FUND</b>	
<b>620 VI WASTE MANAGEMENT AUTHORITY</b>	
<b>TOTAL VI WASTE MANAGEMENT AUTHORITY</b>	<b>3,000,000.00</b>
<b>TOTAL SEWER WASTE WATER FUND</b>	<b>3,000,000.00</b>

**BILL NO. 31-  
THIRTY-FIRST LEGISLATURE OF THE VIRGIN ISLANDS  
OF THE UNITED STATES  
REGULAR SESSION  
2015**

TO PROVIDE FOR AN APPROPRIATION FROM THE TOURISM ADVERTISING REVOLVING FUND TO THE OFFICE OF THE GOVERNOR, VIRGIN ISLANDS POLICE DEPARTMENT, THE DEPARTMENT OF PUBLIC WORKS, THE VIRGIN ISLANDS WASTE MANAGEMENT AGENCY AND THE DEPARTMENT OF TOURISM DURING THE FISCAL YEAR OCTOBER 1, 2015 THROUGH SEPTEMBER 30, 2016.

---

PROPOSED BY: THE GOVERNOR

---

BE IT ENACTED BY THE LEGISLATURE OF THE VIRGIN ISLANDS:

SECTION 1. NOTWITHSTANDING ANY OTHER LAW, THE FOLLOWING SUMS OR SO MUCH THEREOF AS MAY BE NECESSARY IS HEREBY APPROPRIATED FROM ANY FUNDS AVAILABLE IN THE TOURISM ADVERTISING REVOLVING FUND, TO OFFICE OF THE GOVERNOR THROUGH THE BUREAU OF ECONOMIC RESEARCH AND OTHER TOURISM AND ECONOMIC STUDIES AND ACTIVITIES, TO CONDUCT TRAVELER EXIT SURVEYS, TO THE VIRGIN ISLANDS POLICE DEPARTMENT FOR POLICE OPERATIONS ON ST. THOMAS/ST. JOHN AND ST. CROIX, TO THE DEPARTMENT OF PUBLIC WORKS AND THE WASTE MANAGEMENT AGENCY TO FUND VARIOUS FESTIVAL CLEAN-UPS AND TO THE DEPARTMENT OF TOURISM FOR VARIOUS FESTIVALS IN FISCAL YEAR ENDING SEPTEMBER 30, 2016 AND SHALL REMAIN AVAILABLE UNTIL EXPENDED.

	FISCAL YEAR 2016
6069 TOURISM AD REVOLVING	
200 OFFICE OF THE GOVERNOR	
TOTAL OFFICE OF THE GOVERNOR	150,000.00
500 VIRGIN ISLANDS POLICE DEPARTMENT	
TOTAL VI POLICE DEPARTMENT	850,000.00
610 DEPARTMENT OF PUBLIC WORKS	
TOTAL DEPARTMENT OF PUBLIC WORKS	300,000.00
620 VI WASTE MANAGEMENT AUTHORITY	
TOTAL VI WASTE MANAGEMENT AUTHORITY	300,000.00
920 DEPARTMENT OF TOURISM	
TOTAL DEPARTMENT OF TOURISM	650,000.00
TOTAL TOURISM AD REVOLVING	2,250,000.00

**BILL NO. 31-  
THIRTY-FIRST LEGISLATURE OF THE VIRGIN ISLANDS  
OF THE UNITED STATES  
REGULAR SESSION  
2015**

**TO APPROPRIATE THE SUM OF \$11,500,000 FROM THE TRANSPORTATION TRUST FUND AS A CONTRIBUTION TO THE GENERAL FUND FOR THE FISCAL YEAR ENDING SEPTEMBER 30, 2016.**

---

**PROPOSED BY: THE GOVERNOR**

---

**BE IT ENACTED BY THE LEGISLATURE OF THE VIRGIN ISLANDS:**

**SECTION 1. NOTWITHSTANDING ANY OTHER LAW, THE SUM OF \$11,500,000 IS HEREBY APPROPRIATED OUT OF THE TRANSPORTATION TRUST FUND IN THE FISCAL YEAR ENDING SEPTEMBER 30, 2016 AS A CONTRIBUTION TO THE GENERAL FUND.**

**BILL NO. 31-  
THIRTY-FIRST LEGISLATURE OF THE VIRGIN ISLANDS  
OF THE UNITED STATES  
REGULAR SESSION  
2015**

**TO APPROPRIATE THE SUM OF \$1,125,000 FROM THE UNION ARBITRATION AWARD FUND AS A CONTRIBUTION TO THE GENERAL FUND FOR THE FISCAL YEAR ENDING SEPTEMBER 30, 2016.**

---

**PROPOSED BY: THE GOVERNOR**

---

**BE IT ENACTED BY THE LEGISLATURE OF THE VIRGIN ISLANDS:**

**SECTION 1. NOTWITHSTANDING ANY OTHER LAW, THE SUM OF \$1,125,000 IS HEREBY APPROPRIATED OUT OF THE UNION ARBITRATION AWARD FUND IN THE FISCAL YEAR ENDING SEPTEMBER 30, 2016 AS A CONTRIBUTION TO THE GENERAL FUND.**

	<b>FISCAL YEAR 2016</b>
<b>2113 UNION ARBITRATION AWARD</b>	
<b>390 DEPARTMENT OF FINANCE</b>	
<b>TOTAL DEPARTMENT OF FINANCE</b>	<b>1,125,000.00</b>
<b>TOTAL UNION ARBITRATION AWARD</b>	<b>1,125,000.00</b>

**BILL NO. 31-  
THIRTY-FIRST LEGISLATURE OF THE VIRGIN ISLANDS  
OF THE UNITED STATES  
REGULAR SESSION  
2015**

**TO PROVIDE FOR THE OPERATING EXPENSES OF THE PUBLIC EMPLOYEES RELATIONS BOARD AND THE LABOR MANAGEMENT COMMITTEE FOR FISCAL YEAR OCTOBER 1, 2015 TO SEPTEMBER 30, 2016.**

---

**PROPOSED BY: THE GOVERNOR**

---

**BE IT ENACTED BY THE LEGISLATURE OF THE VIRGIN ISLANDS:**

**SECTION 1. THERE IS HEREBY APPROPRIATED FROM THE UNION ARBITRATION AWARD AND GOVERNMENT EMPLOYEES INCREMENT FUND, ESTABLISHED PURSUANT TO SECTION 3066 OF TITLE 33, VIRGIN ISLANDS CODE, THE SUM OF \$1,106,370 TO THE PUBLIC EMPLOYEES RELATIONS BOARD FOR OPERATING EXPENSES. SUCH SUM SHALL REMAIN AVAILABLE UNTIL EXPENDED.**

**SECTION 2. THERE IS HEREBY APPROPRIATED FROM THE UNION ARBITRATION AWARD AND GOVERNMENT EMPLOYEES INCREMENT FUND, ESTABLISHED PURSUANT TO SECTION 3066 OF TITLE 33, VIRGIN ISLANDS CODE, THE SUM OF \$175,000 TO THE LABOR MANAGEMENT COMMITTEE FOR OPERATING EXPENSES. SUCH SUM SHALL REMAIN AVAILABLE UNTIL EXPENDED.**



**BILL NO. 31-  
THIRTY-FIRST LEGISLATURE OF THE VIRGIN ISLANDS  
OF THE UNITED STATES  
REGULAR SESSION  
2015**

**TO PROVIDE FOR THE OPERATING EXPENSES OF THE OFFICE OF COLLECTIVE BARGAINING FOR FISCAL YEAR  
OCTOBER 1, 2015 TO SEPTEMBER 30, 2016.**

---

**PROPOSED BY: THE GOVERNOR**

---

**BE IT ENACTED BY THE LEGISLATURE OF THE VIRGIN ISLANDS:**

**SECTION 1. THERE IS HEREBY APPROPRIATED FROM THE UNION ARBITRATION AWARD AND  
GOVERNMENT EMPLOYEES INCREMENT FUND, ESTABLISHED PURSUANT TO SECTION 3066 OF TITLE 33, VIRGIN  
ISLANDS CODE, THE SUM OF TO THE OFFICE OF COLLECTIVE BARGAINING FOR THE OPERATING EXPENSES OF THE  
OFFICE.**

**FISCAL YEAR 2016**

**2113 UNION ARBITRATION AWARD**

**220 DIVISION OF PERSONNEL**

<b>TOTAL DIVISION OF PERSONNEL</b>	<b>726,686.00</b>
------------------------------------	-------------------

<b>TOTAL UNION ARBITRATION AWARD</b>	<b>726,686.00</b>
--------------------------------------	-------------------

**BILL NO. 31-  
THIRTY-FIRST LEGISLATURE OF THE VIRGIN ISLANDS  
OF THE UNITED STATES  
REGULAR SESSION  
2015**

**TO APPROPRIATE MONIES FOR SALARIES AND EXPENSES OF THE UNIVERSITY OF THE VIRGIN ISLANDS FOR THE FISCAL YEAR ENDING SEPTEMBER 30, 2016 AND FOR OTHER PURPOSES.**

---

**PROPOSED BY: THE GOVERNOR**

---

**BE IT ENACTED BY THE LEGISLATURE OF THE VIRGIN ISLANDS:**

**SECTION 1. THE SUM OF \$23,902,208 OR AS MUCH AS MAY BE NECESSARY, IS HEREBY APPROPRIATED OUT OF ANY AVAILABLE FUNDS IN THE TREASURY OF THE VIRGIN ISLANDS, TO BE TRANSFERRED TO THE UNIVERSITY OF THE VIRGIN ISLANDS FUND FOR EXPENDITURE BY THE UNIVERSITY OF THE VIRGIN ISLANDS DURING THE FISCAL YEAR ENDING SEPTEMBER 30, 2016, FOR THE PURPOSES HEREINAFTER NAMED IN THIS SECTION IN ACCORDANCE WITH THE PROVISIONS OF TITLE 17, CHAPTERS 33 AND 35, VIRGIN ISLANDS CODE.**

**(A) FOR SALARIES, INCLUDING PAY FOR REGULAR AND TEMPORARY EMPLOYEES; SALARY INCREASES; EMPLOYER'S FICA AND RETIREMENT CONTRIBUTIONS; OVERTIME COMPENSATION OF HOURLY RATED EMPLOYEES; BOOKS, MAGAZINES, TEACHING MATERIALS AND AUDIO-VISUAL SUPPLIES; EQUIPMENT AND SUPPLIES FOR OFFICES, CLASSROOMS, LABORATORIES, LIBRARY, STUDENT AND FACULTY LODGINGS; RECREATIONAL AND COMMON ROOMS; VEHICLES AND THEIR MAINTENANCE AND REPAIR; FOOD AND RELATED SERVICES FOR STUDENT DORMITORIES; REPAIR, IMPROVEMENT AND MAINTENANCE OF THE UNIVERSITY CAMPUS AND ITS BUILDINGS AND OTHER APPURTENANCES; CONTRACTED, OUTSIDE SERVICES, SUCH AS LEGAL, ARCHITECTURAL, AUDITING AND PRINTING SERVICES; AND PAYMENT OF OTHER LEGITIMATE EXPENSES OF THE UNIVERSITY, INCLUDING PRINCIPAL AND INTEREST OF BONDS AND NOTES IN ACCORDANCE WITH THE PROVISIONS OF TITLE 17, CHAPTER 33 AND 35, VIRGIN ISLANDS CODE.**

**(B) FOR INCIDENTAL EXPENSES INCLUDING TRAVEL EXPENSE AND PER DIEM OF UNIVERSITY FACULTY, ADMINISTRATIVE AND OTHER EMPLOYEES, AND MEMBERS OF ADVISORY COUNCILS, BOARDS AND OVERSEERS; FAMILY TRAVEL AND MOVING EXPENSES FROM OTHER POINTS OF THE VIRGIN ISLANDS FOR NEW STAFF MEMBERS; AND FOR THE EXPENSES OF SUCH CONFERENCE AND WORKSHOPS AS MAY BE APPROVED BY THE BOARD OF TRUSTEES.**

**SECTION 2. IN ORDER TO SUPPLEMENT THE SUMS APPROPRIATED BY THIS ACT, THE BOARD OF TRUSTEES IS HEREBY AUTHORIZED TO LEVY SUCH FEES FOR TUITION, HOUSING, FOOD SERVICES, AND THE USE OF UNIVERSITY-OWNED BUILDINGS AS MAY BE REASONABLE AND PROPER, DEVOTING SUCH FEE INCOME SOLELY TO THE PURPOSES SPECIFIED IN SUB-SECTIONS (A) AND (B) OF SECTION 1 OF THIS ACT. THE BOARD OF TRUSTEES IS FURTHER AUTHORIZED AND DIRECTED TO CONTINUE TO MAKE EVERY EFFORT TO SECURE GIFTS, GRANTS AND LOANS TO THE UNIVERSITY OF THE VIRGIN ISLANDS FUND FROM PRIVATE INDIVIDUALS, FOUNDATIONS AND FEDERAL GOVERNMENT AGENCIES AND TO UTILIZE SUCH GIFTS, GRANTS AND LOANS FOR THE PURPOSES SPECIFIED BY THE DONOR OR LENDER.**

SECTION 3. THERE IS APPROPRIATED FROM THE GENERAL FUND OF THE TREASURY OF THE VIRGIN ISLANDS FOR THE FISCAL YEAR ENDING SEPTEMBER 30, 2016 THE SUM OF \$3,992,205 TO THE UNIVERSITY OF THE VIRGIN ISLANDS FOR THE PAYMENT OF DEBT SERVICE COSTS OF THE UNIVERSITY OF THE VIRGIN ISLANDS.

SECTION 4. THERE IS APPROPRIATED FROM THE GENERAL FUND OF THE TREASURY OF THE VIRGIN ISLANDS FOR THE FISCAL YEAR ENDING SEPTEMBER 30, 2016, THE SUM OF \$300,000 TO THE UNIVERSITY OF THE VIRGIN ISLANDS TO PROVIDE MATCHING GRANTS FOR SMALL BUSINESS DEVELOPMENT CENTER PURSUANT TO TITLE 17, CHAPTER 33, SECTION 474, VIRGIN ISLANDS CODE.

SECTION 5. THERE IS APPROPRIATED FROM THE GENERAL FUND OF THE TREASURY OF THE VIRGIN ISLANDS FOR THE FISCAL YEAR ENDING SEPTEMBER 30, 2016, THE SUM OF \$87,773 TO THE UNIVERSITY OF THE VIRGIN ISLANDS FOR SENIOR CITIZENS' TUITION, PURSUANT TO TITLE 17, CHAPTER 33, SECTION 475, VIRGIN ISLANDS CODE.

SECTION 6. THERE IS APPROPRIATED FROM THE GENERAL FUND OF THE TREASURY OF THE VIRGIN ISLANDS FOR THE FISCAL YEAR ENDING SEPTEMBER 30, 2016, THE SUM OF \$400,966 TO THE UNIVERSITY OF THE VIRGIN ISLANDS FOR VALEDICTORIAN AND SALUTATORIAN SCHOLARSHIPS PURSUANT TO TITLE 17, CHAPTER 33, SECTION 476, VIRGIN ISLANDS CODE.

SECTION 7. THERE IS APPROPRIATED FROM THE GENERAL FUND OF THE TREASURY OF THE VIRGIN ISLANDS FOR THE FISCAL YEAR ENDING SEPTEMBER 30, 2016, THE SUM OF \$100,000 TO THE COMMUNITY ENGAGEMENT AND LIFELONG LEARNING (CELL) PROGRAM FOR USE FOR VOCATIONAL EDUCATION PROGRAMS.

SECTION 8. THERE IS APPROPRIATED FROM THE GENERAL FUND OF THE TREASURY OF THE VIRGIN ISLANDS FOR THE FISCAL YEAR ENDING SEPTEMBER 30, 2016, THE SUM OF \$200,000 TO THE UNIVERSITY OF THE VIRGIN ISLANDS FOR GREEN TECHNOLOGY PROGRAM PURSUANT TO ACT NO. 7222.

SECTION 9. THERE IS APPROPRIATED FROM THE GENERAL FUND OF THE TREASURY OF THE VIRGIN ISLANDS FOR THE FISCAL YEAR ENDING SEPTEMBER 30, 2016, THE SUM OF \$100,000 TO THE UNIVERSITY OF THE HOTEL MANAGEMENT PROGRAM.

SECTION 10. THERE IS APPROPRIATED FROM THE GENERAL FUND OF THE TREASURY OF THE VIRGIN ISLANDS FOR THE FISCAL YEAR ENDING SEPTEMBER 30, 2016, THE SUM OF \$15,000 TO THE UNIVERSITY OF THE VIRGIN ISLANDS FOR JOHN BREWERS BEACH BATHHOUSE MAINTENANCE.

SECTION 11. THERE IS APPROPRIATED FROM THE GENERAL FUND OF THE TREASURY OF THE VIRGIN ISLANDS FOR THE FISCAL YEAR ENDING SEPTEMBER 30, 2016, THE SUM OF \$355,901 TO THE UNIVERSITY OF THE VIRGIN ISLANDS FOR THE UNIVERSITY BOUND PROGRAM, FORMERLY THE UPWARD BOUND PROGRAM.

SECTION 12. THERE IS APPROPRIATED FROM THE GENERAL FUND OF THE TREASURY OF THE VIRGIN ISLANDS FOR THE FISCAL YEAR ENDING SEPTEMBER 30, 2016, THE SUM OF \$100,000 TO THE UNIVERSITY OF THE VIRGIN ISLANDS FOR THE SENIOR RESERVE OFFICERS' TRAINING CORPS (SROTC) PROGRAM.

	FISCAL YEAR 2016
900 UNIVERSITY OF THE VIRGIN ISLANDS	
TOTAL UNIVERSITY OF THE VIRGIN ISLANDS	29,554,053.00
 TOTAL GENERAL FUND	 29,554,053.00

**BILL NO. 31-  
THIRTY-FIRST LEGISLATURE OF THE VIRGIN ISLANDS  
OF THE UNITED STATES  
REGULAR SESSION  
2015**

**AN ACT PROVIDING APPROPRIATION FOR OPERATING EXPENSES OF THE VIRGIN ISLANDS CAREER AND TECHNICAL EDUCATION BOARD FROM THE GENERAL FUND OF THE GOVERNMENT OF THE VIRGIN ISLANDS DURING THE FISCAL YEAR OCTOBER 1, 2015 THROUGH SEPTEMBER 30, 2016.**

---

**PROPOSED BY: THE GOVERNOR**

---

**BE IT ENACTED BY THE LEGISLATURE OF THE VIRGIN ISLANDS:**

**SECTION 1. THE FOLLOWING SUM, OR SO MUCH THEREOF AS MAY BE NECESSARY, IS HEREBY APPROPRIATED FROM THE GENERAL FUND FOR OPERATING EXPENSES, INCLUDING MAINTENANCE, SUPPLIES, MACHINERY AND EQUIPMENT AND OTHER PURPOSES OF THE VIRGIN ISLANDS CAREER AND TECHNICAL EDUCATION BOARD FOR THE FISCAL YEAR OCTOBER 1, 2015 THROUGH SEPTEMBER 30, 2016.**

	<b>FISCAL YEAR 2016</b>
<b>0100 GENERAL FUND</b>	
<b>430 VIRGIN ISLANDS BOARD OF CAREER AND TECHNICAL EDUCATION</b>	
<b>TOTAL BOARD OF CAREER AND TECHNICAL EDUCATION</b>	<b>\$600,000.00</b>
 <b>TOTAL GENERAL FUND</b>	 <b>\$600,000.00</b>

**BILL NO. 31-  
THIRTY-FIRST LEGISLATURE OF THE VIRGIN ISLANDS  
OF THE UNITED STATES  
REGULAR SESSION  
2015**

**AN ACT PROVIDING APPROPRIATION FOR OPERATING EXPENSES OF THE VIRGIN ISLANDS OFFICE OF THE INSPECTOR GENERAL FROM THE GENERAL FUND OF THE GOVERNMENT OF THE VIRGIN ISLANDS DURING THE FISCAL YEAR OCTOBER 1, 2015 THROUGH SEPTEMBER 30, 2016.**

---

**PROPOSED BY: THE GOVERNOR**

---

**BE IT ENACTED BY THE LEGISLATURE OF THE VIRGIN ISLANDS:**

**SECTION 1. THE FOLLOWING SUM, OR SO MUCH THEREOF AS MAY BE NECESSARY, IS HEREBY APPROPRIATED FROM THE GENERAL FUND FOR OPERATING EXPENSES, INCLUDING MAINTENANCE, SUPPLIES AND EQUIPMENT AND OTHER PURPOSES OF THE VIRGIN ISLANDS OFFICE OF THE INSPECTOR GENERAL FOR THE FISCAL YEAR OCTOBER 1, 2015 THROUGH SEPTEMBER 30, 2016**

	<b>FISCAL YEAR 2016</b>
<b>0100 GENERAL FUND</b>	
<b>350 VIRGIN ISLANDS OFFICE OF THE INSPECTOR GENERAL</b>	
<b>TOTAL INSPECTOR GENERAL</b>	<b>\$2,000,000.00</b>
 <b>TOTAL GENERAL FUND</b>	 <b>\$2,000,000.00</b>

**BILL NO. 31-  
THIRTY-FIRST LEGISLATURE OF THE VIRGIN ISLANDS  
OF THE UNITED STATES  
REGULAR SESSION  
2015**

**TO APPROPRIATE FUNDS TO THE VIRGIN ISLANDS TAXICAB COMMISSION FOR THE FISCAL YEAR OCTOBER 1, 2015  
TO SEPTEMBER 30, 2016 FOR OPERATING EXPENSES.**

---

**PROPOSED BY: THE GOVERNOR**

---

**BE IT ENACTED BY THE LEGISLATURE OF THE VIRGIN ISLANDS:**

**SECTION 1. THE FOLLOWING SUM OR AS MUCH THEREOF AS MAY BE NECESSARY, IS HEREBY  
APPROPRIATED OUT OF ANY AVAILABLE FUNDS IN THE TAXI LICENSE FUND FOR THE FISCAL YEAR OCTOBER 1, 2015  
TO SEPTEMBER 30, 2016, TO THE VIRGIN ISLANDS TAXICAB COMMISSION.**

**FISCAL YEAR 2016**

**2114 TAXI REVOLVING FUND**

<b>480 VIRGIN ISLANDS TAXICAB COMMISSION</b>	
<b>TOTAL VIRGIN ISLANDS TAXICAB COMMISSION</b>	<b>539,544.00</b>
<b>TOTAL TAXI REVOLVING FUND</b>	<b>539,544.00</b>

**BILL NO. 31-  
THIRTY-FIRST LEGISLATURE OF THE VIRGIN ISLANDS  
OF THE UNITED STATES  
REGULAR SESSION  
2015**

**TO APPROPRIATE THE SUM OF \$21,850,000 FROM THE GENERAL FUND TO THE VIRGIN ISLANDS WASTE MANAGEMENT AUTHORITY FOR THE FISCAL YEAR ENDING SEPTEMBER 30, 2016.**

---

**PROPOSED BY: THE GOVERNOR**

---

**BE IT ENACTED BY THE LEGISLATURE OF THE VIRGIN ISLANDS:**

**SECTION1. THERE IS HEREBY APPROPRIATED FROM THE GENERAL FUND TO THE VIRGIN ISLANDS WASTE MANAGEMENT AUTHORITY, FOR THE FISCAL YEAR ENDING SEPTEMBER 30, 2016, THE SUM OF \$21,850,000 FOR OPERATING EXPENSES AND ANY OTHER RELATED COSTS.**

# STAFFING



**ALL FUNDS - FULL TIME EQUIVALENTS  
2014-2016 Budget by Departments**

<b>Department\Agency</b>	<b>FY 2014 Actual</b>	<b>FY 2015 Approved</b>	<b>FY 2016 Projected</b>
Department of Justice	167	162	148
Bureau of Corrections	332	300	302
Office of the Governor	88	83	79
Office of Management and Budget	37	36	36
Division of Personnel/Off. Collective Barg.	50	46	50
Virgin Islands Fire Service	250	238	238
Bureau of Information Technology	19	18	19
Virgin Islands Energy Office	-	-	14
VITEMA	77	68	79
Office of the Adjutant General	49	47	47
Office of Veterans' Affairs	6	5	5
Office of the Lieutenant Governor	175	174	168
Bureau of Internal Revenue	161	162	131
Bureau of Motor Vehicles	52	50	53
Department of Labor	142	134	153
Department of Licensing and Consumer Affairs	45	43	41
Taxicab Commission	12	11	9
Public Services Commission	19	19	19
Department of Finance	53	47	52
Department of Education	2,544	2,610	2,400
Virgin Islands Police Department	711	835	823
LEPC	13	12	13
Department of Property and Procurement	116	96	67
Department of Public Works	270	239	228
Department of Health	492	429	418
Department of Human Services	883	870	892
Department of Planning and Natural Resources	231	206	229
Department of Agriculture	53	50	51
Department of Sports Parks and Recreation	116	107	111
Department of Tourism	33	27	30
<b>TOTAL ALL DEPARTMENTS</b>	<b>7,196</b>	<b>7,124</b>	<b>6,905</b>

**All Funds - Full Time Staff Equivalents**  
**2014-2016 Budgets by Department and by Fund**

Department\Agency	Type of Fund	FY 2014 Actual	FY 2015 Approved	FY 2016 Projected
<b>Department of Justice</b>				
FUND 0100 General Fund	General Fund	122	117	109
FUND 2098 Departmental Indirect Cost Fund	Non-appropriated Fund			
FUND 2166 VI Law Enforcement	Federal Fund			
FUND 3100 Federal Grants	Federal Fund	45	45	39
<b>Total</b>		<b>167</b>	<b>162</b>	<b>148</b>
<b>Bureau of Corrections</b>				
FUND 0100 General Fund	General Fund	332	300	302
<b>Total</b>		<b>332</b>	<b>300</b>	<b>302</b>
<b>Office of the Governor</b>				
FUND 0100 General Fund	General Fund	88	83	78
FUND 2036 VI Energy Office	Federal Fund	-	-	-
FUND 2125 American Recovery & Reinvestment Act	ARRA Fund	-	-	-
FUND 3100 Federal Grants	Federal Fund	-	-	1
<b>Total</b>		<b>88</b>	<b>83</b>	<b>79</b>
<b>Office Management and Budget</b>				
FUND 0100 General Fund	General Fund	24	22	22
FUND 2098 Indirect Cost Fund	Other Appropriated Funds	13	14	14
<b>Total</b>		<b>37</b>	<b>36</b>	<b>36</b>
<b>Division of Personnel and Office of Collective Bargaining</b>				
FUND 0100 General Fund	General Fund	37	33	35
FUND 2098 Indirect Cost Fund	Other Appropriated Fund	6	6	7
FUND 2113 Union Arbitration Award Fund	Other Appropriated Fund	7	7	8
<b>Total</b>		<b>50</b>	<b>46</b>	<b>50</b>
<b>Virgin Islands Fire Service</b>				
FUND 0100 General Fund	General Fund	250	238	238
<b>Total</b>		<b>250</b>	<b>238</b>	<b>238</b>
<b>Bureau of Information Technology</b>				
FUND 0100 General Fund	General Fund	18	17	17
FUND 3100	Federal	1	1	2
<b>Total</b>		<b>19</b>	<b>18</b>	<b>19</b>
<b>V.I. Energy Office</b>				
FUND 0100 General Fund	General Fund	17	14	12
FUND 3100 Federal Grants	Federal Fund	2	1	2
<b>Total</b>		<b>-</b>	<b>-</b>	<b>14</b>
<b>VITEMA</b>				
FUND 0100 General Fund	General Fund	61	53	62
FUND 3100 Federal Grants	Federal Fund	16	15	17
<b>Total</b>		<b>77</b>	<b>68</b>	<b>79</b>

**All Funds - Full Time Staff Equivalents**  
**2014-2016 Budgets by Department and by Fund**

Department\Agency	Type of Fund	FY 2014 Actual	FY 2015 Approved	FY 2016 Projected
<b>Office of the Adjutant General</b>				
FUND 0100 General Fund	General Fund	8	10	10
FUND 3100 Federal Grants	Federal Fund	41	37	37
<b>Total</b>		<b>49</b>	<b>47</b>	<b>47</b>
<b>Office of Veterans Affairs</b>				
FUND 0100 General Fund	General Fund	6	5	5
<b>Total</b>		<b>6</b>	<b>5</b>	<b>5</b>
<b>Office of the Lieutenant Governor</b>				
FUND 0100 General Fund	General Fund	121	120	118
FUND 2103 Financial Services Fund	Non-Appropriated Fund	13	12	9
FUND 2110 Comm. Of Insurance Admin.	Non-Appropriated Fund	41	42	41
<b>Total</b>		<b>175</b>	<b>174</b>	<b>168</b>
<b>Bureau of Internal Revenue</b>				
FUND 0100 General Fund	General Fund	161	162	131
<b>Total</b>		<b>161</b>	<b>162</b>	<b>131</b>
<b>Bureau of Motor Vehicles</b>				
FUND 0100 General Fund	General Fund	35	33	31
FUND 2094 Bureau of Motor Vehicle Fund	Other Appropriated Fund	17	17	22
<b>Total</b>		<b>52</b>	<b>50</b>	<b>53</b>
<b>Department of Labor</b>				
FUND 0100 General Fund	General Fund	38	38	38
FUND 6000 Government Insurance Fund	Other Appropriated Fund	17	17	17
FUND 2000 Employment Security Admin.	Federal Fund	-	-	-
FUND 2098 Departmental Indirect Cost Fund	Non-appropriated Fund	10	12	13
FUND 2100 JTPA	Federal Fund	-	-	-
FUND 2154 Casino	Non-appropriated Fund	1	-	1
FUND 2125 American Recovery & Reinvestment Act	ARRA Fund	-	-	-
FUND 3100 Federal Grants	Federal Fund	76	67	84
<b>Total</b>		<b>142</b>	<b>134</b>	<b>153</b>
<b>Department of Licensing and Consumer Affairs</b>				
FUND 0100 General Fund	General Fund	45	43	41
<b>Total</b>		<b>45</b>	<b>43</b>	<b>41</b>
<b>Taxicab Commission</b>				
FUND 2114 Taxi License Fund	Other Appropriated Fund	12	11	9
<b>Total</b>		<b>12</b>	<b>11</b>	<b>9</b>
<b>Public Service Commission</b>				
FUND 6032 Public Services Commission	Other Appropriated Fund	16	16	16
FUND LLP Life Line Link Up Program	Non-appropriated Fund	3	3	3
<b>Total</b>		<b>19</b>	<b>19</b>	<b>19</b>
	<b>89</b>			

**All Funds - Full Time Staff Equivalents**  
**2014-2016 Budgets by Department and by Fund**

Department\Agency	Type of Fund	FY 2014 Actual	FY 2015 Approved	FY 2016 Projected
<b>Department of Finance</b>				
FUND 0100 General Fund	General Fund	41	36	41
FUND 6000 Government Insurance Fund	Other Appropriated Fund	9	8	8
FUND 2098 Indirect Cost Fund	Other Appropriated Fund	3	2	2
FUND 6050 Data Processing Fund	Non-appropriated Fund	-	1	1
<b>Total</b>		<b>53</b>	<b>47</b>	<b>52</b>
<b>Department of Education</b>				
FUND 0100 General Fund	General Fund	2,205	2,285	2,082
FUND 2098 Departmental Indirect Cost Fund	Non-Appropriated Fund	13	9	9
FUND 2188 VI Lottery	Non-Appropriated Fund	16	17	17
FUND 3110 DOE Federal Grants	Federal Fund	310	299	292
<b>Total</b>		<b>2,544</b>	<b>2,610</b>	<b>2,400</b>
<b>Virgin Islands Police Department</b>				
FUND 0100 General Fund	General Fund	684	814	806
FUND 6069 Tourism Advertising Revolving Fund	Other Appropriated Fund	10	-	-
FUND 2125 American Recovery & Reinvestment Act	ARRA Fund	-	-	-
FUND 2166 VI Law Enforcement	Federal Fund	-	-	-
FUND 3100 Federal Grants	Federal Fund	17	21	17
<b>Total</b>		<b>711</b>	<b>835</b>	<b>823</b>
<b>LAW ENFORCEMENT PLANNING COMMISSION (LEPC)</b>				
FUND 0100 General Fund	General Fund	7	7	7
FUND 2125 ARRA	ARRA Fund	-	-	-
FUND 3100 Federal Grants	Federal Fund	6	5	6
<b>Total</b>		<b>13</b>	<b>12</b>	<b>13</b>
<b>Department of Property and Procurement</b>				
FUND 0100 General Fund	General Fund	83	69	42
FUND 2098 Indirect Cost Fund	Other Appropriated Fund	8	3	-
FUND 6028 Bus. and Comm. Property Revl. Fund	Other Appropriated Fund	25	24	25
<b>Total</b>		<b>116</b>	<b>96</b>	<b>67</b>
<b>Department of Public Works</b>				
FUND 0100 General Fund	General Fund	177	159	143
FUND 6058 Public Transit Fund	Non-Appropriated Fund	90	77	82
FUND 3100 Federal Grants	Federal Fund	3	3	3
<b>Total</b>		<b>270</b>	<b>239</b>	<b>228</b>
<b>Department of Health</b>				
FUND 0100 General Fund	General Fund	326	274	269.65
FUND 2126 Health Grant In AID Fund	Federal Fund	-	-	-
FUND 2098 Indirect Cost Fund	Non-Appropriated Fund	11	9	8.55
FUND 2125 American Recovery & Reinvestment Act	ARRA Fund	-	-	-
FUND 3100 Federal Grants	Federal Fund	155	146	140
<b>Total</b>		<b>492</b>	<b>429</b>	<b>418</b>

**All Funds - Full Time Staff Equivalents**  
**2014-2016 Budgets by Department and by Fund**

Department\Agency	Type of Fund	FY 2014 Actual	FY 2015 Approved	FY 2016 Projected
<b>Department of Human Services</b>				
FUND 0100 General Fund	General Fund	460	431	443
FUND 2098 Departmental Indirect Cost Fund	Non-Appropriated Fund	4	3	3
FUND 2052 Federal AIDED CAA	Federal Fund	-	-	-
FUND 2058 Sr. Medical Protocol	Federal Fund	-	-	-
FUND 3100 Federal Grants	Federal Fund	419	436	446
<b>Total</b>		<b>883</b>	<b>870</b>	<b>892</b>
<b>Department of Planning and Natural Resources</b>				
FUND 0100 General Fund	General Fund	106	91	92.15
FUND 2006 Fish & Game Fund	Non-appropriated Fund	13	6	10.60
FUND 2018 Fishery and Wildlife Projects	Federal Fund	-	-	-
FUND 2020 Air and Water Pollution Control	Federal Fund	4	2	0.32
FUND 2040 Federal Programs/Conservation (Program Income)	Non-appropriated Fund	2	2	9
FUND 2054 Natural Resources Reclamation	Non-appropriated Fund	-	11	18
FUND 2072 Air Pollution Control Agency	Non-appropriated Fund	14	9	11.64
FUND 2098 Departmental Indirect Fund	Non-appropriated Fund	1	1	0.50
FUND 3100 Federal Grants	Federal Fund	90	83	86
FUND 6014 Coastal Protection	Non-appropriated Fund	1	1	0.334
<b>Total</b>		<b>231</b>	<b>206</b>	<b>229</b>
<b>Department of Agriculture</b>				
FUND 0100 General Fund	General Fund	52	49	49
FUND 3100 Federal Grants	Federal Fund	1	1	2
<b>Total</b>		<b>53</b>	<b>50</b>	<b>51</b>
<b>Department of Sports, Parks and Recreation</b>				
FUND 0100 General Fund	General Fund	116	107	111
<b>Total</b>		<b>116</b>	<b>107</b>	<b>111</b>
<b>Department of Tourism</b>				
FUND 0100 General Fund	General Fund	33	27	30
<b>Total</b>		<b>33</b>	<b>27</b>	<b>30</b>
		<b>FY 2014</b>	<b>FY 2015</b>	<b>FY 2016</b>
<b>Total General Fund</b>		<b>5,653</b>	<b>5,637</b>	<b>5,365</b>
<b>Total Other Appropriated Funds</b>		<b>143</b>	<b>125</b>	<b>128</b>
<b>Total ARRA Funds</b>		<b>-</b>	<b>-</b>	<b>-</b>
<b>Total Federal Funds</b>		<b>1,187</b>	<b>1,162</b>	<b>1,176</b>
<b>Total Non-Appropriated Funds</b>		<b>232</b>	<b>214</b>	<b>235</b>
<b>Grand Total</b>		<b>7,215</b>	<b>7,138</b>	<b>6,905</b>

# **BUDGET COMPONENTS**



## **GENERAL GOVERNMENT**

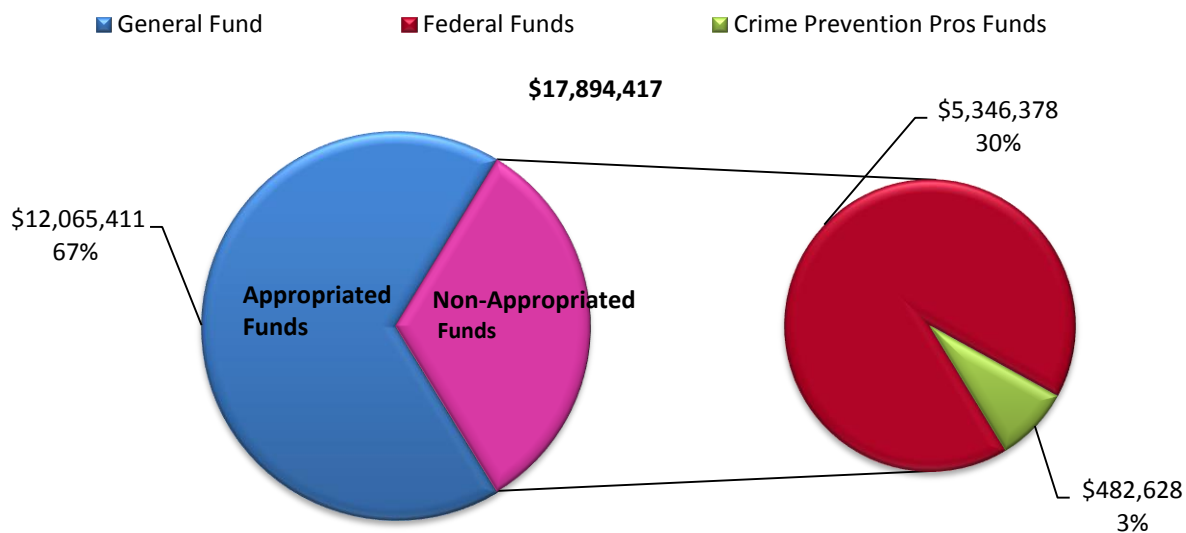


**Department of Justice  
Office of the Governor  
Office of Management and Budget  
Division of Personnel  
Virgin Islands Emergency Management Agency  
Bureau of Information Technology  
Office of the Adjutant General  
Office of Veterans Affairs  
Office of the Lieutenant Governor  
Virgin Islands Election System  
Bureau of Internal Revenue  
Virgin Islands Inspector General  
Bureau of Motor Vehicles  
Department of Labor  
Department of Licensing and Consumer Affairs  
Department Finance  
Department of Property and Procurement  
Department of Agriculture**



# DEPARTMENT OF JUSTICE

Office of the Attorney General  
Deputy Attorney General  
Inspectional Services  
Budget and Accounting  
Personnel Training and Planning  
Civil Rights Commission  
Medical Examiner  
Crime Lab  
General Litigation Services  
White Collar Crime  
Paternity and Child Support  
Solicitor General  
Forensic Unit  
Gaming Enforcement





## Department of Justice

**ORGANIZATIONAL TYPE:** Policy, Regulatory/Enforcement and Service

### Mission

To prosecute all violations of the Virgin Islands Code, the representation of the Government in all civil actions brought against it or on behalf of the Government of the Virgin Islands, and the provision of effective financial and access support services to children and custodial parents.

### Scope and Overview

The Department of Justice serves as the chief law enforcement office in the Territory. Created by Act No. 5625 as an executive department of Government, it has a three-fold mission to prosecute all violations of the Virgin Islands Code and represent the Government in all civil actions brought against it or brought on behalf of the government. The Division of the Attorney General provides the leadership for the Department and that allows the department to carry out its mission. The Division of General Legal Services handles the litigation activities for the Department, in the Criminal Division, which prosecutes all crimes in the name of the People of the Virgin Islands and the Civil Division, which represents the Government of the Virgin Islands. The Solicitor General Division provides general advice to government agencies; reviews all contracts and other legal documents and handles appeals of all cases in which the Government is a party.

Pursuant to Title 3 Chapter 8, Section 119 of the Virgin Islands Code, the Division of Paternity and Child Support is responsible for the collection and distribution of child support payments for the children of the Virgin Islands, who do not reside with both natural parents. The Division of Paternity and Child Support also provides services to facilitate access and visitation for children and with their non-custodial parent(s).

### Strategic Goals:

1. Ensure and guard justice for the People and the Government of the Virgin Islands
2. Provide an efficient, accurate and reliable system for the collection and distribution of child support contributions for the children of the Virgin Islands

### Performance Goals:

1. Ensure constitutional industry and government standards are met
2. Enforce and maintain law and order in the Territory
3. Protect the legal interest of the Government of the Virgin Islands through criminal, civil and administrative systems of law

## Org 11000 Office of the Attorney General

### Functional Statement

The Office of the Attorney General oversees the prosecution of all criminal cases in the Territory, represents the Government of the U. S. Virgin Islands in all civil litigation, manages the Division of Paternity and Child Support and provides advice and opinions to all commissioners, agencies and instrumentalities.

It is the intent of the Attorney General's Office to maintain a consistent momentum in the prosecution of individuals who commit crimes as part of the process of vigilant law enforcement. It is also an initiative to enhance the collections of money to increase the Territory's revenues and stimulate the economy. This will be done by the Tax Collection Task Force and through other collection efforts.

## Org 11010 Deputy Attorney General

### **Functional Statement**

The Chief Deputy Attorney General is the Chief Operations Officer and is responsible for the day-to-day operations of the Department and the daily supervision of all divisions within the Department of Justice, except the Office of the Attorney General. The Chief Deputy Attorney General implements the policies of the Attorney General and assists in the formulation of those policies.

## Org 11020 Inspectional Services

### **Functional Statement**

Inspectional Services Unit investigates civil and criminal matters in the areas of tort claims, civil litigation, pre-employment background investigations and misconduct by government employees, internal affairs for the Bureau of Corrections, white-collar crimes, fugitive investigations, and extradition of fugitives, prisoner transport, witness protection, undercover operations, and electronic surveillance. It helps Assistant Attorneys General in the presentation of criminal and civil matters before the court. The Division also serves subpoenas for the Attorney General.

## Org 11100 Budget and Accounting

### **Functional Statement**

The Budget and Accounting Unit of the Department of Justice functions as its administrative arm and prepares, administers and monitors the Department's annual budget; addresses, reviews and processes payroll and procurement issues, and coordinates training and travel of office personnel.

## Org 111200 Medical Examiner

### **Functional Statement**

The Medical Examiner conducts autopsies whenever death occurs outside of a hospital or other healthcare facility, or in cases when death occurred under violent and/or suspicious circumstances.

## Org 11210 Crime Lab

### **Functional Statement**

The Crime Lab assists in the prosecution of cases by providing accurate and timely analysis of evidence. The Laboratory offers direct support to law enforcement operations in the area of identification and analysis of controlled substances. Additionally, laboratory personnel testify in court.

## Org 11300 Legal Services (General Litigation Services)

### **Functional Statement**

The General Litigation Services Unit prosecutes all criminal cases for the Government and reviews all criminal issues.

## Org Civil Division

### **Functional Statement**

The Civil Division of the General Litigation Services Unit defends and prosecutes all civil actions for the Government.

## Org 11310 White Collar Crime

### **Functional Statement**

The White Collar Crime Unit investigates crimes including embezzlement, consumer fraud, insurance fraud and all other types of fraud, money laundering, bribery, misappropriation of public funds, worthless checks and other complex litigation.

## Org 11320 Paternity and Child Support

### **Functional Statement**

The Paternity and Child Support Unit establishes paternity and child support services, and enforces, collects and disburses child support obligations.

## Org 11400 Solicitor General

### **Functional Statement**

The Office of the Solicitor General provides legal representation for the Government in all criminal and civil appeals, administrative matters and writs of review; prepares, revises, or reviews all documents in which the Government has an interest, including contracts, leases, permits and rules and regulations; provides formal and informal opinions and advice on official Attorney General opinions; enforces ethics and conflict of interest laws and provides administrative services to the Board of Land Use Appeals; provides legal counsel for all Executive Branch Boards and Commissions, the Parole Board, and the Civil Rights Commission; and revises and establishes contract procedures for all Government contracts, including construction contracts.

## Org 11600 Gaming Enforcement

### **Functional Statement**

The Gaming Enforcement Unit implements the gaming laws of the United States Virgin Islands in conjunction with the Casino Commission. In addition to enforcing the activities of the land-based casinos, the activity center is also responsible for the regulation of internet gaming.

DEPARTMENT OF JUSTICE  
Departmental Financial Summary  
By Budget Category

	FY2014 Expenditure	FY2015 Grant Award	FY 2015 Appropriation/ Grant Award Received	FY2016 Projection
APPROPRIATED FUNDS				
GENERAL FUND				
PERSONNEL SERVICES	7,683,565	-	8,295,773	7,693,919
FRINGE BENEFITS	2,265,578	-	2,859,112	2,611,608
SUPPLIES	50,590	-	45,000	24,615
OTHER SERVICES	1,934,763	-	1,177,408	1,171,269
UTILITY	530,352	-	277,031	564,000
TOTAL FUND- GENERAL FUND	12,464,849	-	12,654,323	12,065,411
TOTAL APPROPRIATED FUNDS	12,464,849	-	12,654,323	12,065,411
NON-APPROPRIATED FUNDS				
LOCAL FUNDS				
PERSONNEL SERVICES	-	-	-	-
FRINGE BENEFITS	-	-	-	-
SUPPLIES	-	-	-	-
OTHER SVS. & CHGS.	-	-	182,628	182,628
UTILITIES	-	-	-	-
CAPITAL OUTLAYS	42,493	-	300,000	300,000
TOTAL LOCAL FUNDS	42,493	-	482,628	482,628
FEDERAL FUNDS				
PERSONNEL SERVICES	1,395,751	1,954,019	-	1,866,710
FRINGE BENEFITS	561,437	825,298	-	799,699
SUPPLIES	25,133	33,198	-	33,198
OTHER SVS. & CHGS.	2,188,337	1,048,032	-	2,600,771
UTILITIES	41,255	40,000	-	40,000
CAPITAL OUTLAYS	-	6,000	-	6,000
TOTAL FEDERAL FUNDS	4,211,913	3,906,547	-	5,346,378
TOTAL NON-APPROPRIATED FUNDS	4,254,406	3,906,547	482,628	5,829,006
GRAND TOTAL	16,719,255	3,906,547	13,136,951	17,894,417

DEPARTMENT OF JUSTICE  
Financial Summary  
Fiscal Year 2016 Governor's Recommendation  
All Funds - By Activity Center

		Personnel Services	Fringe Benefits	Supplies	Other Svcs. Chrgs.	Utilities	Capital Outlays	Miscellaneous	Total
APPROPRIATED FUNDS									
GENERAL FUND									
11000	ATTORNEY GENERAL OFFIC	835,001	290,637	-	-	-	-	-	1,125,638
11010	DEPUTY ATTORNEY GENERA	242,360	69,417	-	-	-	-	-	311,777
11020	INSPECTION SERVICES	138,000	59,979	-	-	-	-	-	197,979
11100	BUDGET AND ACCOUNTING	287,698	145,485	15,000	936,033	548,724	-	-	1,932,940
11120	CIVIL RIGHTS COMMISSIO	203,251	94,934	-	-	-	-	-	298,185
11200	MEDICAL EXAMINER	206,101	46,193	-	-	-	-	-	252,294
11210	CRIME LAB	83,886	29,987	-	-	-	-	-	113,873
11300	LEGAL SERVICES	4,020,751	1,152,867	-	-	-	-	-	5,173,618
11310	WHITE COLLAR CRIME	99,324	44,419	-	-	-	-	-	143,743
11320	PATERNITY CHILD SUPPOR	825,805	409,090	9,615	235,236	15,276	-	-	1,495,022
11400	SOLICITOR GENERAL OFFI	543,742	193,637	-	-	-	-	-	737,379
11600	GAMING ENFORCEMENT	208,000	74,962	-	-	-	-	-	282,962
TOTAL GENERAL FUND		7,693,919	2,611,608	24,615	1,171,269	564,000	-	-	12,065,411
TOTAL APPROPRIATED FUNDS		7,693,919	2,611,608	24,615	1,171,269	564,000	-	-	12,065,411
NON-APPROPRIATED FUNDS									
LOCAL FUNDS									
11000	ATTORNEY GENERAL OFFIC	-	-	-	182,628	-	300,000	-	482,628
TOTAL LOCAL FUNDS		-	-	-	182,628	-	300,000	-	482,628
FEDERAL FUNDS									
11000	ATTORNEY GENERAL OFFIC	212,936	96,168	18,270	187,468	-	6,000	-	520,842
11320	PATERNITY & CHILD SUPP	1,653,774	703,531	14,928	2,413,303	40,000	-	-	4,825,536
TOTAL FEDERAL FUNDS		1,866,710	799,699	33,198	2,600,771	40,000	6,000	-	5,346,378
TOTAL NON-APPROPRIATED		1,866,710	799,699	33,198	2,783,399	40,000	306,000	-	5,829,006
GRAND TOTAL		9,560,629	3,411,307	57,813	3,954,668	604,000	306,000	-	17,894,417

Government of the Virgin Islands  
Listing of Federal Grants - 2016

CFDA NO.	GOVERNMENT ENTITY Federal Grantor Grant Description Type of Assistance	MATCH RATIO FEDERAL/LOCAL or 100% FEDERAL	FY 2014 ACTUAL Expenditure	FY 2015 ESTIMATED Award	FY 2016 PROJECTED Award	LOCAL MATCH FUNDS	GRANT PERIOD
<b>ORG 110 DEPARTMENT OF JUSTICE</b>							
<b>U.S. Department of Justice</b>							
16.742	PAUL COVERDELL FORENSIC SCIENCE IMPROVEMENT GRANT PROGRAM FORMULA	100%	2,129	63,029	63,029	-	10/01/15 - 9/30/16
16.750	SUPPORT FOR ADAM WALSH ACT IMPLEMENTATION GRANT PROGRAM PROJECT - ADAM WALSH ACT	100%	272,787	360,000	360,000	-	10/01/15- 09/30/17
16.816	JOHN R. JUSTICE PROSECUTORS AND DEFENDERS INCENTIVE ACT FORMULA - JRJ GRANT PROGRAM	100%	-	10,068	10,068	-	10/01/15 - 09/30/16
	<b>Sub-Total</b>		<b>274,916</b>	<b>433,097</b>	<b>433,097</b>	<b>-</b>	
<b>U.S. Department of Health and Human Services</b>							
93.563	CHILD SUPPORT ENFORCEMENT FORMULA	66/34%	3,931,910	3,385,705	4,825,536	2,485,882	10/01/15 - 09/30/16
	<b>Sub-Total</b>		<b>3,931,910</b>	<b>3,385,705</b>	<b>4,825,536</b>	<b>2,485,882</b>	
<b>U.S. Executive Office of the President</b>							
95.001	HIGH INTENSITY DRUG TRAFFICKING AREA PROJECT - HIDTA	100%	5,087	87,745	87,745	-	01/01/16- 12/31/16
	<b>Sub-Total</b>		<b>5,087</b>	<b>87,745</b>	<b>87,745</b>	<b>-</b>	
	<b>TOTAL ORG 110 DEPARTMENT OF JUSTICE</b>		<b>4,211,913</b>	<b>3,906,547</b>	<b>5,346,378</b>	<b>2,485,882</b>	



# OFFICE OF THE GOVERNOR

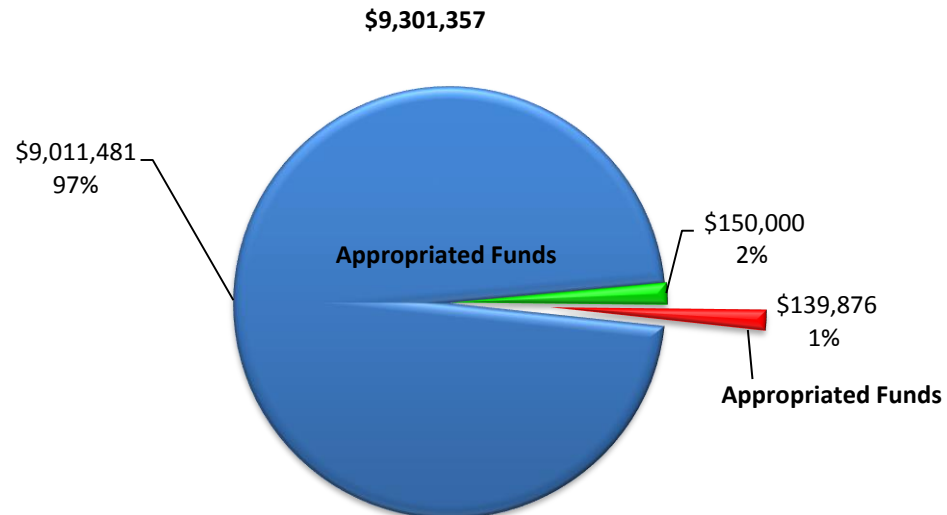
Office of the Governor  
Bureau of Economic  
Research  
Energy Administration Office



■ General Fund

■ Tourism Advertising Revolving Fund

■ Federal Funds



## Office of the Governor

**ORGANIZATIONAL TYPE:** Administrative and Policy

### Scope and Overview

The Office of the Governor functions pursuant to the mandates as authorized by Titles 2 and 3 of the Virgin Islands Code, the Revised Organic Act of 1954, the Elective Governor's Act (US Public Law 90-490) approved August 23, 1968, and Acts No. 5250 and 4440 of March 9, 1977, and August 31, 1980, respectively. The Office of the Governor exercises authority over the departments, agencies and instrumentalities of the U.S. Virgin Islands Government.

The Units within the Office of the Governor are: Administration, Policy (namely, Economic and Fiscal Issues; Legal Counsel; Education; Health and Human Services), Protocol, Public Relations, and the Executive Secretariat. The Bureau of Economic Research is also a division within the Office of the Governor.

The Office of the Governor is committed to a mission of a sound, stable, financial and economic environment that will enhance the welfare of all of the people of the Virgin Islands.



OFFICE OF THE GOVERNOR  
Departmental Financial Summary  
By Budget Category

	FY2014 Expenditure	FY2015 Grant Award	FY 2015 Appropriation/ Grant Award Received	FY2016 Projection
APPROPRIATED FUNDS				
GENERAL FUND				
PERSONNEL SERVICES	4,445,384	-	5,099,432	4,413,500
FRINGE BENEFITS	1,656,595	-	1,643,924	1,620,621
SUPPLIES	297,027	-	284,762	331,175
OTHER SERVICES	1,945,628	-	1,554,550	1,775,185
UTILITY	643,103	-	515,000	550,000
CAPITAL PROJECTS	5,000	-	127,332	321,000
TOTAL FUND- GENERAL FUND	8,992,737	-	9,225,000	9,011,481
OTHER SERVICES	37,060	-	150,000	150,000
TOTAL FUND- TOURISM AD REVOLVING	37,060	-	150,000	150,000
TOTAL APPROPRIATED FUNDS	9,029,797	-	9,375,000	9,161,481
NON-APPROPRIATED FUNDS				
FEDERAL FUNDS				
PERSONNEL SERVICES	14,712	50,000	-	50,000
FRINGE BENEFITS	3,716	14,169	-	14,169
SUPPLIES	3,183	2,300	-	2,300
OTHER SVS. & CHGS.	289,929	73,407	-	73,407
TOTAL FEDERAL FUNDS	311,540	139,876	-	139,876
ARRA FUNDS				
PERSONNEL SERVICES	-	-	-	-
	-	-	-	-
SUPPLIES	-	-	-	-
OTHER SVS. & CHGS.	-	-	-	-
UTILITIES	-	-	-	-
TOTAL ARRA FUNDS	-	-	-	-
TOTAL NON-APPROPRIATED FUNDS	311,540	139,876	-	139,876
GRAND TOTAL	9,341,337	139,876	9,375,000	9,301,357

OFFICE OF THE GOVERNOR  
Financial Summary  
Fiscal Year 2016 Governor's Recommendation  
All Funds - By Activity Center

		Personnel Services	Fringe Benefits	Supplies	Other Svcs. Chrgs.	Utilities	Capital Outlays	Miscellaneous	Total
APPROPRIATED FUNDS									
GENERAL FUND									
20000	OFFICE OF THE GOVERNOR	4,149,500	1,509,748	311,000	1,718,000	498,200	265,000	-	8,451,448
20030	ECONOMIC RESEARCH	264,000	110,873	20,175	57,185	51,800	56,000	-	560,033
TOTAL GENERAL FUND		4,413,500	1,620,621	331,175	1,775,185	550,000	321,000	-	9,011,481
TOURISM AD REVOLVING									
20030	ECONOMIC RESEARCH	-	-	-	150,000	-	-	-	150,000
TOTAL TOURISM AD REVOLVING		-	-	-	150,000	-	-	-	150,000
TOTAL APPROPRIATED FUNDS		4,413,500	1,620,621	331,175	1,925,185	550,000	321,000	-	9,161,481
NON-APPROPRIATED FUNDS									
FEDERAL FUNDS									
20000		50,000	14,169	2,300	73,407	-	-	-	139,876
TOTAL FEDERAL FUNDS		50,000	14,169	2,300	73,407	-	-	-	139,876
TOTAL NON-APPROPRIATED		50,000	14,169	2,300	73,407	-	-	-	139,876
GRAND TOTAL		4,463,500	1,634,790	333,475	1,998,592	550,000	321,000	-	9,301,357

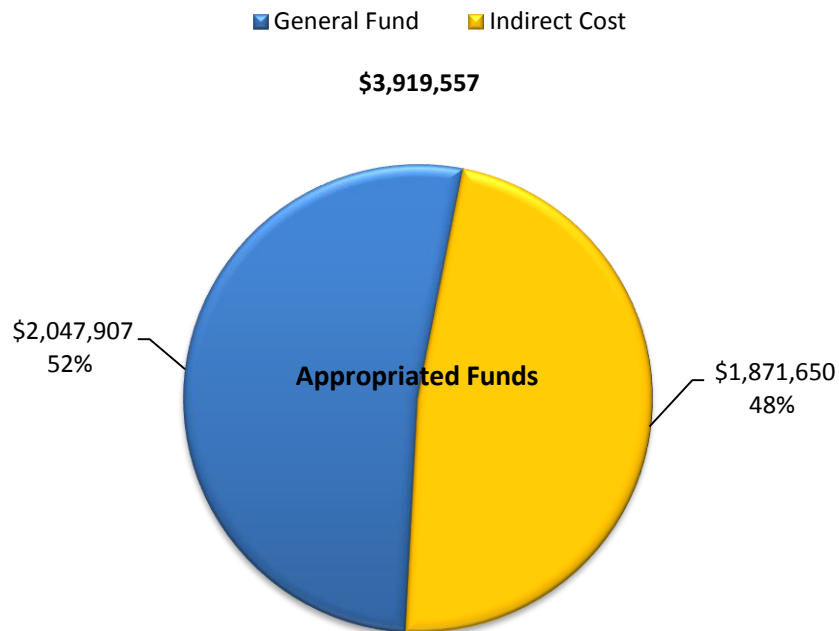
Government of the Virgin Islands  
Listing of Federal Grants - 2016

CFDA NO.	GOVERNMENT ENTITY Federal Grantor Grant Description <i>Type of Assistance</i>	MATCH RATIO FEDERAL/LOCAL or 100% FEDERAL	FY 2014 ACTUAL Expenditure	FY 2015 ESTIMATED Award	FY 2016 PROJECTED Award	LOCAL MATCH FUNDS	GRANT PERIOD
<b>ORG 200 OFFICE OF THE GOVERNOR</b>							
<b>U.S. Department of Commerce</b>							
11.307	ECONOMIC ADJUSTMENT ASSISTANCE <i>PROJECT</i>	88/12%	145,107	-	-	-	01/01/13-01/10/15
	<b>Sub-Total</b>		<b>145,107</b>	-	-	-	
<b>U.S. Department of the Interior</b>							
15.875	ECONOMIC, SOCIAL, AND POLITICAL DEVELOPMENT OF TERRITORIES- CORAL REEF INITIATIVE PROGRAM <i>FORMULA / PROJECT / DIRECT PAYMENT WITH UNRESTRICTED USE</i>	100%	146,595	-	-	-	07/01/13 - 01/31/15
	<b>Sub-Total</b>		<b>146,595</b>	-	-	-	
<b>U.S. Department of Health and Human Services</b>							
93.110	MATERNAL AND CHILD HEALTH FEDERAL CONSOLIDATION PROGRAMS <i>PROJECT GRANTS</i>	100%	19,838	139,876	139,876	-	08/01/15 - 07/31/16
	<b>Sub-Total</b>		<b>19,838</b>	<b>139,876</b>	<b>139,876</b>	-	
	<b>TOTAL ORG 200 OFFICE OF THE GOVERNOR</b>		<b>311,540</b>	<b>139,876</b>	<b>139,876</b>	-	



# OFFICE OF MANAGEMENT AND BUDGET

Budget Administration  
Federal Programs  
Policy Formulation/Policy Evaluation



## Office of Management and Budget

**ORGANIZATION TYPE:** Policy

### Mission Statement

To improve public services.

### Scope and Overview

The Office of Management and Budget (OMB) functions pursuant to the mandate of Title 3, Section 4, of the Virgin Islands Code, while the responsibilities of the Director are mandated by Title 2, Sections 22, 23, 26, 27 and 28 of the Virgin Islands Code.

Through the budget preparation and execution process, OMB instills management, planning, review and evaluation techniques in the government agencies and departments. The office also places emphasis on management and policy responsibilities as is more specifically defined under the Virgin Islands Code, Title 2, Section 4(c), (d) and (e).

### Strategic Goal:

1. To enhance the use of the Territory's resources

### Performance Goals:

1. Increase the timeliness and quality of key financial reports
2. Reduce overall grant and recurring audit findings
3. Enhance financial management practices

## Org 21100 Budget Administration Unit

### Functional Statement

The Budget Administration (BA) Unit ensures the release of annual and multi-year appropriations on a monthly, quarterly and on an as needed basis; enters federal budget awards and revisions on the Enterprise Resource Planning (ERP) system; reviews and adjust spending plans; processes Requests for Appropriation Transfers; maintains personnel listings; processes personnel requisitions and per diems; updates fund balances; and prepares projections and analyses.

## Org 21120 Federal Grants Management Unit

### Functional Statement

The Federal Grants Management Unit (FGMU) monitors grant recipients' compliance with financial and non-financial objectives of Federal awards; develops and implements the Government-wide Cost Allocation Plan Indirect Cost and related proposals; initiates the Intergovernmental Review Process; monitors funds awarded by the U. S. Department of the Interior Office of Insular Affairs; assists departments and agencies with grant administration, training and application issues; and monitors implementation of the Corrective Action Plan for the annual Single Audit.

## Org 21210 Policy Management Unit

### **Functional Statement**

The Policy Management Unit (PMU) formulates, and compiles the Governor's Executive Budget; conducts assessments, evaluations and reporting of all essential Government's Departments and Agencies performance; develops fiscal policies; analyzes and reviews projected revenues; drafts budget related legislation; and analyzes Legislative bills.


OFFICE OF MANAGEMENT & BUDGET  
Departmental Financial Summary  
By Budget Category

	FY2014 Expenditure	FY2015 Grant Award	FY 2015 Appropriation/ Grant Award Received	FY2016 Projection
APPROPRIATED FUNDS				
GENERAL FUND				
PERSONNEL SERVICES	1,302,605	-	1,238,132	1,237,158
FRINGE BENEFITS	503,192	-	472,047	518,508
SUPPLIES	25,326	-	25,002	22,315
OTHER SERVICES	130,572	-	238,726	202,926
UTILITY	55,138	-	74,000	57,000
CAPITAL PROJECTS	-	-	-	10,000
TOTAL FUND- GENERAL FUND	2,016,833	-	2,047,907	2,047,907
PERSONNEL SERVICES	669,633	-	815,691	876,215
FRINGE BENEFITS	264,752	-	315,909	366,100
SUPPLIES	29,805	-	35,000	35,000
OTHER SERVICES	246,992	-	699,000	549,335
UTILITY	41,245	-	40,000	45,000
CAPITAL PROJECTS	445	-	-	-
TOTAL FUND- INDIRECT COST	1,252,872	-	1,905,600	1,871,650
TOTAL APPROPRIATED FUNDS	3,269,705	-	3,953,507	3,919,557

OFFICE OF MANAGEMENT & BUDGET  
Financial Summary  
Fiscal Year 2016 Governor's Recommendation  
All Funds - By Activity Center

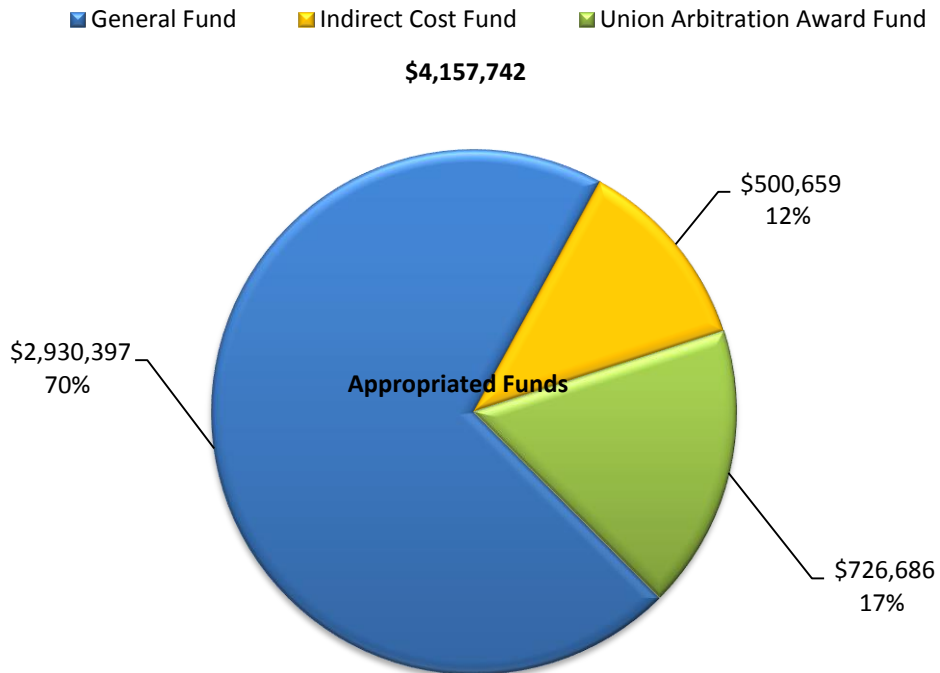
		Personnel Services	Fringe Benefits	Supplies	Other Svcs. Chrgs.	Utilities	Capital Outlays	Miscellaneous	Total
APPROPRIATED FUNDS									
GENERAL FUND									
21100	BUDGET ADMINISTRATION	774,930	324,982	17,500	186,139	57,000	10,000	-	1,370,551
21210	POLICY FORMULA PROG EV	462,228	193,526	4,815	16,787	-	-	-	677,356
TOTAL GENERAL FUND		1,237,158	518,508	22,315	202,926	57,000	10,000	-	2,047,907
INDIRECT COST									
21200	FEDERAL PROGRAMS	876,215	366,100	35,000	549,335	45,000	-	-	1,871,650
TOTAL INDIRECT COST		876,215	366,100	35,000	549,335	45,000	-	-	1,871,650
TOTAL APPROPRIATED FUNDS		2,113,373	884,608	57,315	752,261	102,000	10,000	-	3,919,557





## DIVISION OF PERSONNEL

Administration  
Recruitment and Classification  
Records Administration  
Training  
Office of Collective Bargaining



## Division of Personnel

**ORGANIZATIONAL TYPE:** Administrative and Service

### Mission Statement

To ensure the Virgin Islands Government has an effective workforce.

### Scope and Overview

The Division's mandate can be found in the Virgin Islands Code, Title 3, Chapter 25, Sections 451 through 667, as well as the Personnel Rules and Regulations, Sub Chapter 472, Sections 91 through 103.

### Strategic Goals:

1. Streamline and strengthen the oversight of the classification, benefits and pay plans in order to attract compensate and retain highly qualified employees
2. Train and develop employees to ensure they are equipped to meet the challenges and goals of the Government of the Virgin Islands (GVI)
3. Educate Human Resources professionals and employees regarding legislation and rules and regulations affecting employment and labor relations

### Performance Goals:

1. Improve documentation procedures
2. Create a more accurate classification system
3. Provide staff development

## Org 22000/22030 Administration

### Functional Statement

The Administration Unit, which includes the Human Resource Information Systems, Group Health Insurance and Records Management, ensures that the mandates of the Division of Personnel are carried out pursuant to Title 3, Chapter 25, Virgin Islands Code. This Unit strives to provide fair, consistent and timely human resource services to GVI employees and the public. The orchestrated effort of these sections ensures the continued progression of the division.

## Org 22010 Recruitment and Classification

### Functional Statement

The Recruitment and Classification Unit recruits the most qualified candidates for approximately one thousand three hundred (1,300) position classes within government service. This Unit processes applications, conducts interviews and qualification evaluations, administers examinations, and conducts job evaluations to determine proper grade levels. This Unit also determines the proper classification of positions, establishes or deletes position classes, and reallocates positions to the proper classification within the Personnel Merit System.

## Org 22040 Training

### Functional Statement

The Training and Development Unit provides quality training and development to enhance the knowledge and skills of the Executive Branch workforce. The Unit trains and develops activities in various soft-skills topics such as customer service, interpersonal communication, conflict management, teamwork, and time-management and hard skills relevant software programs as required by our clients. Further, the Unit orients employees to workplace policies, such as sexual harassment, and job-specific skills, such as management and human resources.

## Office of Collective Bargaining

**ORGANIZATION TYPE:** Administrative and Services

### Mission Statement

To fulfill our legal mandate to engage in the collective bargaining process fairly, acknowledging the need for monetary compensation on the part of the employees and to enhance the relationship between labor and management.

### Scope and Overview

Pursuant to Title 24 V.I.C. Section 377(b), the Office of Collective Bargaining has the power and duty to represent the executive branch of government and its departments, agencies and divisions in all collective bargaining proceedings and labor disputes. This includes mediation, arbitration, civil court proceedings, appeal proceedings and administrative proceedings before the Public Employees Relations Board (PERB). Consequently, the Office also functions as would a small law office, coordinating and defending the government's legal position and defense in a variety of matters. This requires the close supervision and direction of a legal staff, including attorneys, a paralegal and labor relations specialist by the Chief Negotiator.

### Strategic Goals:

1. To reduce cases of Rights Arbitration (RA)
2. To reduce Unfair Labor Practice (ULPC) Cases
3. To increase the level of education/training offered to departments and agencies
4. To bring union contracts current

### Performance Goals:

1. Negotiate contracts in a timely manner
2. Reduce the current case backlog
3. Improve labor relations among and between management, labor unions and member employees
4. Provide education/training to departments and agencies

## Org 22100 Office of Collective Bargaining

### Functional Statement:

The Office of Collective Bargaining negotiates all collective bargaining agreements on behalf of the Executive Branch; conducts all labor relation proceedings including mediation, arbitration, and other administrative matters before the Public Employees Relations Board; represents the Government in civil cases pertaining to labor matters; assists the Governor in formulating labor policies for collective bargaining and plan strategies for such bargaining.

DIVISION OF PERSONNEL  
Departmental Financial Summary  
By Budget Category

	FY2014 Expenditure	FY2015 Grant Award	FY 2015 Appropriation/ Grant Award Received	FY2016 Projection
APPROPRIATED FUNDS				
GENERAL FUND				
PERSONNEL SERVICES	1,561,608	-	1,483,296	1,676,111
FRINGE BENEFITS	656,097	-	615,382	730,286
SUPPLIES	15,351	-	18,000	6,000
OTHER SERVICES	269,596	-	236,486	393,000
UTILITY	156,379	-	150,000	125,000
TOTAL FUND- GENERAL FUND	2,659,032	-	2,503,164	2,930,397
PERSONNEL SERVICES	333,183	-	310,270	346,069
FRINGE BENEFITS	120,053	-	105,380	131,590
SUPPLIES	8,603	-	2,000	3,000
OTHER SERVICES	32,773	-	10,000	10,000
UTILITY	-	-	15,000	10,000
TOTAL FUND- INDIRECT COST	494,613	-	442,650	500,659
PERSONNEL SERVICES	380,563	-	436,368	416,783
FRINGE BENEFITS	161,175	-	153,815	167,160
SUPPLIES	29,464	-	17,709	17,000
OTHER SERVICES	42,721	-	67,928	75,748
UTILITY	18,478	-	16,500	17,500
CAPITAL PROJECTS	28,733	-	-	32,495
TOTAL FUND- UNION ARBITRAION AWARD	661,133	-	692,320	726,686
TOTAL APPROPRIATED FUNDS	3,814,777	-	3,638,134	4,157,742

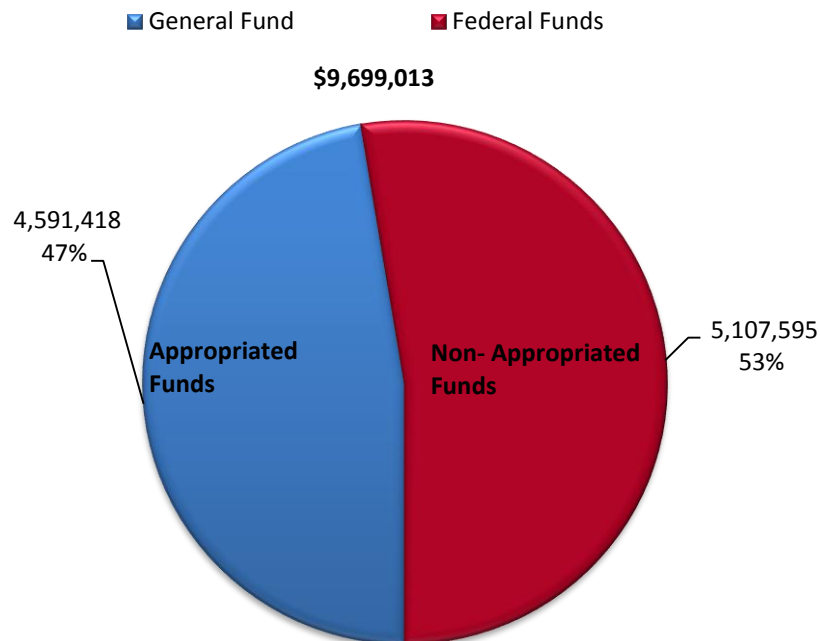
DIVISION OF PERSONNEL  
Financial Summary  
Fiscal Year 2016 Governor's Recommendation  
All Funds - By Activity Center

		Personnel Services	Fringe Benefits	Supplies	Other Svcs. Chrgs.	Utilities	Capital Outlays	Miscellaneous	Total
APPROPRIATED FUNDS									
GENERAL FUND									
22000	ADMINISTRATION	1,064,695	430,298	4,000	346,000	100,000	-	-	1,944,993
22010	CLASSIFICATION	290,499	132,667	-	-	-	-	-	423,166
22030	RECORDS ADMINISTRATION	273,610	148,178	2,000	47,000	25,000	-	-	495,788
22040	TRAINING	47,307	19,143	-	-	-	-	-	66,450
TOTAL GENERAL FUND		1,676,111	730,286	6,000	393,000	125,000	-	-	2,930,397
INDIRECT COST									
22000	ADMINISTRATION	346,069	131,590	3,000	10,000	10,000	-	-	500,659
TOTAL INDIRECT COST		346,069	131,590	3,000	10,000	10,000	-	-	500,659
UNION ARBITRAION AWARD									
22100	OFFICE OF COLLECTIVE B	416,783	167,160	17,000	75,748	17,500	32,495	-	726,686
TOTAL UNION ARBITRAION AWARD		416,783	167,160	17,000	75,748	17,500	32,495	-	726,686
TOTAL APPROPRIATED FUNDS		2,438,963	1,029,036	26,000	478,748	152,500	32,495	-	4,157,742



# VIRGIN ISLANDS TERRITORIAL EMERGENCY MANAGEMENT AGENCY

Administrative & Financial Services  
Operations  
Grants Management  
Preparedness  
Logistics



## Virgin Islands Territorial Emergency Management Agency

**ORGANIZATION TYPE:** Enforcement and Regulatory

### Mission Statement

To prepare for, coordinate the response to and the recovery from all hazards and threats that impact the Virgin Islands.

### Scope and Overview

Virgin Islands Code, Title 23, Chapter 10 mandates the Virgin Islands Territorial Emergency Agency (VITEMA) to ensure and provide clear direction, coordination and support to all agencies directly and indirectly involved in the preparedness and response readiness of the entire Territory, including efficient distribution of all federal assets made available, as well as for training personnel in all aspects of emergency management. It is the responsibility of VITEMA to establish standards and procedures for addressing threats to homeland security and to coordinate with other agencies for the protection of life, public health, property and infrastructure in the event of terrorist attacks, natural disasters and man-made incidents.

### Strategic Goals:

1. To optimize the agency's human, physical and financial resources
2. To enhance abilities to prepare and coordinate emergency response and recovery efforts
3. To collect, maintain, process and communicate intelligence data to all law enforcement and first responders

### Performance Goals:

1. Elevate awareness
2. Respond effectively with a network of partners
3. Restore the Territory to pre-disaster condition

## Org 23000 Administration and Finance

### Functional Statement

The Administration and Finance Division manages and monitors the human and financial resources of the Agency, in order to enhance capabilities of the various Divisions to protect the lives and property of the Territory's citizens and visitors through efforts in preparation, response, mitigation, and recovery from all natural and man-made hazards.

## Org 23010 Operations

### Functional Statement

The Operations Division coordinates response and recovery activities while maintaining a manageable span of control of the Territory's available resources. The Division manages operations directed toward reducing the risk to lives and property from all hazards prior to, during, and after any emergency incident in addition to establishing situational control and restoring normal conditions. The Division is also responsible for processing and disseminating intelligence data to all law enforcement entities that assist with surveillance of major crimes.

Further, the Division is tasked with operating and maintaining the necessary equipment to communicate to Police, Fire, Emergency Medical Services, Rescue, and all other governmental agencies, local and federal.

## Org 23020 Grants Management

### **Functional Statement**

The Grants Management Unit reviews grant applications and monitors grant awards to ensure that the obligation and expenditure of federal funds are in compliance with the administrative requirements, OMB cost principles, grant terms and conditions and with the grant agreement in general. This Unit also prepares the financial plan (budget), draws direct and indirect costs, files financial and other reports as required and completes the closeout of all grants.

## Org 23030 Preparedness

### **Functional Statement**

The Preparedness Division prepares the Territory's private, public and non-governmental organizations to protect lives and property from all hazards through planning, training, exercising and educating. The Preparedness Division provides citizens with tools to make informed decisions to respond to and recover from any hazard that may threaten their lives and property.

## Org 23040 Logistics

### **Functional Statement**

The Logistics Division provides essential IT/Communication services and technological tools critical to maintaining public safety in the Territory. Logistics also provides for all of VITEMA's support needs relative to inventory of resources, facilities management, transportation, supplies, food, fuel and maintenance.



VITEMA  
Departmental Financial Summary  
By Budget Category


	FY2014 Expenditure	FY2015 Grant Award	FY 2015 Appropriation/ Grant Award Received	FY2016 Projection
APPROPRIATED FUNDS				
GENERAL FUND				
PERSONNEL SERVICES	2,374,530	-	2,502,043	2,372,823
FRINGE BENEFITS	900,351	-	913,953	1,177,729
SUPPLIES	43,339	-	63,298	46,628
OTHER SERVICES	672,860	-	710,903	693,381
UTILITY	474,956	-	401,224	300,857
TOTAL FUND- GENERAL FUND	4,466,036	-	4,591,421	4,591,418
TOTAL APPROPRIATED FUNDS	4,466,036	-	4,591,421	4,591,418
NON-APPROPRIATED FUNDS				
LOCAL FUNDS				
PERSONNEL SERVICES	-	-	-	-
FRINGE BENEFITS	-	-	-	-
SUPPLIES	-	-	-	-
OTHER SVS. & CHGS.	-	-	-	-
UTILITIES	-	-	-	-
TOTAL LOCAL FUNDS	-	-	-	-
FEDERAL FUNDS				
PERSONNEL SERVICES	1,801,320	907,319	-	907,320
FRINGE BENEFITS	682,205	398,275	-	400,803
SUPPLIES	332,402	53,588	-	50,845
OTHER SVS. & CHGS.	1,746,086	3,734,991	-	3,748,627
CAPITAL OUTLAYS	632,822	-	-	-
TOTAL FEDERAL FUNDS	5,194,835	5,094,173	-	5,107,595
TOTAL NON-APPROPRIATED FUNDS	5,194,835	5,094,173	-	5,107,595
GRAND TOTAL	9,660,871	5,094,173	4,591,421	9,699,013

VITEMA  
Financial Summary  
Fiscal Year 2016 Governor's Recommendation  
All Funds - By Activity Center

		Personnel Services	Fringe Benefits	Supplies	Other Svcs. Chrgs.	Utilities	Capital Outlays	Miscellaneous	Total
APPROPRIATED FUNDS									
GENERAL FUND									
23000	ADMINISTRATION & FINAN	507,658	202,687	8,000	78,223	-	-	-	796,568
23010	OPERATIONS	1,354,248	753,421	-	-	-	-	-	2,107,669
23020	GRANTS MANAGEMENT OFFI	313,747	136,164	-	-	-	-	-	449,911
23030	PREPAREDNESS	22,602	10,477	-	-	-	-	-	33,079
23040	LOGISTICS	174,568	74,980	38,628	615,158	300,857	-	-	1,204,191
TOTAL GENERAL FUND		2,372,823	1,177,729	46,628	693,381	300,857	-	-	4,591,418
TOTAL APPROPRIATED FUNDS		2,372,823	1,177,729	46,628	693,381	300,857	-	-	4,591,418
NON-APPROPRIATED FUNDS									
LOCAL FUNDS									
23010	OPERATIONS	-	-	-	-	-	-	-	-
TOTAL LOCAL FUNDS		-	-	-	-	-	-	-	-
FEDERAL FUNDS									
23030	PREPAREDNESS	907,320	400,803	50,845	3,748,627	-	-	-	5,107,595
TOTAL FEDERAL FUNDS		907,320	400,803	50,845	3,748,627	-	-	-	5,107,595
TOTAL NON-APPROPRIATED		907,320	400,803	50,845	3,748,627	-	-	-	5,107,595
GRAND TOTAL		3,280,143	1,578,532	97,473	4,442,008	300,857	-	-	9,699,013

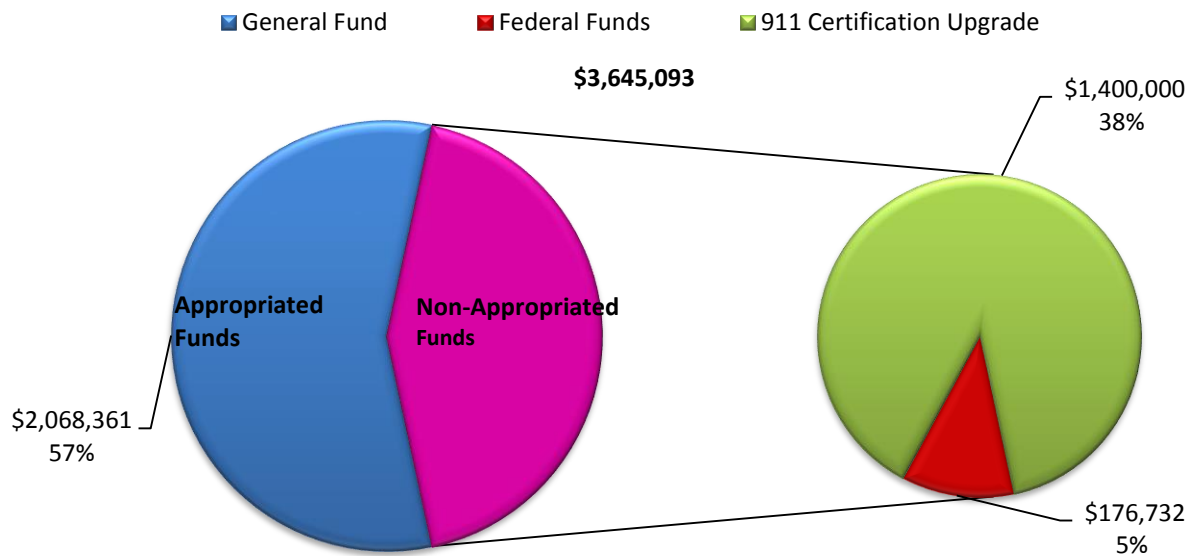
Government of the Virgin Islands  
Listing of Federal Grants - 2016

CFDA NO.	GOVERNMENT ENTITY Federal Grantor Grant Description Type of Assistance	MATCH RATIO FEDERAL/LOCAL or 100% FEDERAL	FY 2014 ACTUAL Expenditure	FY 2015 ESTIMATED Award	FY 2016 PROJECTED Award	LOCAL MATCH FUNDS	GRANT PERIOD
<b>ORG 230 VI TERRITORIAL EMERGENCY MANAGEMENT AGENCY</b>							
<b>U.S. Department of Commerce</b>							
11.467	METEOROLOGIC & HYDROLOGIC MODERNIZATION PROJECT - MHMD	100%	49,151	963,098	790,746	-	9/01/15-08/31/16
	<b>Sub-Total</b>		<b>49,151</b>	<b>963,098</b>	<b>790,746</b>	<b>-</b>	
<b>U.S. Department of Homeland Security</b>							
97.036	DISASTER GRANTS-PUBLIC ASSISTANCE GRANT PROGRAM PROJECT-PA	100%	851,860	118,449	114,417	-	10/01/15-09/30/16
97.039	DISASTER GRANTS-PUBLIC ASSISTANCE GRANT PROGRAM PROJECT-PA	100%	593,180	-	-	-	10/01/14-09/30/15
97.042	EMERGENCY MANAGEMENT PERFORMANCE GRANTS FORMULA - EMPG	100%	1,525,254	896,524	851,697	-	10/01/14-09/30/16
97.047	PRE-DISASTER MITIGATION PROJECT - PDM	100%	93,201	2,304,802	2,580,000	1,628,295	09/01/15-08/31/16
97.067	HOMELAND SECURITY GRANT PROGRAM FORMULA - HSGP	100%	2,082,189	811,300	-	-	09/01/14-08/31/16
97.082	EARTHQUAKE CONSORTIUM COOPERATIVE AGREEMENTS - EARTHQUAKE CONSORTIUM AND STATE ASSISTANCE	100%	-	-	770,735	-	10/01/15-09/30/16
	<b>Sub-Total</b>		<b>5,145,684</b>	<b>4,131,075</b>	<b>4,316,849</b>	<b>1,628,295</b>	
<b>TOTAL ORG 230 VI TERRITORIAL EMERGENCY MANAGEMENT AGENCY</b>			<b>5,194,835</b>	<b>5,094,173</b>	<b>5,107,595</b>	<b>1,628,295</b>	



# BUREAU OF INFORMATION TECHNOLOGY

Bureau of Information Technology



## Bureau of Information Technology

**ORGANIZATION TYPE:** Administrative

### Mission Statement

The mission of the Bureau of Information Technology (BIT) is to continuously improve and optimize service delivery and constituency participation through e-government; and to develop and use information and communication technologies to establish long-term, organization-wide strategies which consistently improve operations and permit efficient and swift delivery of goods and services to citizens, business partners, government employees and agencies of the Government of the Virgin Islands.

### Scope and Overview

The Bureau is responsible for the development of a comprehensive technology strategy in accordance with Act 6634, Section 49 of the Virgin Islands Code. This includes programming and policies to support and promote the automation or computerization of existing paper-based procedures as a means to facilitate new leadership styles, decision making strategies, use of innovative information technologies for conducting business and new ways of listening to businesses and citizens. It is the Bureau's aim to enhance access to and delivery of government services, to augment effective governance, to increase transparency and to improve the management of the Territory's social and economic resources via improved e-government.

The implementation of innovative information technology will evidence cutting edge improvements to delivery of services between Government and Citizens, Government and Business partners, Government and Employees and Government and Government. It will also increase worker productivity, improve governmental services to the public as well as demonstrate more effective use of management tools. The Comprehensive Technology Strategy should include the intended development of territorial data centers, on-going training of information management personnel, enhanced office automation to include augmented use of personal computing and electronic mail; improved data communication systems and in tandem technical applications. These requirements are in sync with the Bureau's mission and assist the advancement of e-government in a competitive era where technology evolves rapidly at national and global levels.

### Strategic Goal:

1. Develop and manage a comprehensive information technology program for the Government of the Virgin Islands

### Performance Goals:

1. Continually improve process of the Enterprise Virtual Private Network (EVPN)
2. Provide timely accurate information and assistance

## Org 26000 Bureau of Information Technology

### Functional Statement

The Bureau of Information Technology develops a comprehensive technology strategy, which includes network management (operations, monitoring and maintenance); managed services via equipment/hardware installation and software application implementation; customer service/help desk; and information technology project planning, management, auditing and reporting.

BUREAU OF INFORMATION TECHNOLOGY  
Departmental Financial Summary  
By Budget Category

	FY2014 Expenditure	FY2015 Grant Award	FY 2015 Appropriation/ Grant Award Received	FY2016 Projection
APPROPRIATED FUNDS				
GENERAL FUND				
PERSONNEL SERVICES	925,035	-	865,597	897,933
FRINGE BENEFITS	349,792	-	356,743	380,289
SUPPLIES	62,720	-	35,069	34,069
OTHER SERVICES	941,869	-	746,564	621,070
UTILITY	184,608	-	155,000	135,000
CAPITAL PROJECTS	25,000	-	-	-
TOTAL FUND- GENERAL FUND	2,489,024	-	2,158,973	2,068,361
TOTAL APPROPRIATED FUNDS	2,489,024	-	2,158,973	2,068,361
NON-APPROPRIATED FUNDS				
LOCAL FUNDS				
PERSONNEL SERVICES	-	-	-	-
FRINGE BENEFITS	-	-	-	-
SUPPLIES	-	-	-	-
OTHER SVS. & CHGS.	268,243	-	49,063	1,400,000
UTILITIES	-	-	-	-
CAPITAL OUTLAYS	-	-	-	-
TOTAL LOCAL FUNDS	268,243	-	49,063	1,400,000
FEDERAL FUNDS				
PERSONNEL SERVICES	53,031	130,000	-	130,000
FRINGE BENEFITS	13,959	46,733	-	46,732
SUPPLIES	3,767	-	-	-
OTHER SVS. & CHGS.	34,380	-	-	-
UTILITIES	-	-	-	-
TOTAL FEDERAL FUNDS	105,137	176,733	-	176,732
TOTAL NON-APPROPRIATED FUNDS	373,380	176,733	49,063	1,576,732
GRAND TOTAL	2,862,404	176,733	2,208,036	3,645,093

BUREAU OF INFORMATION TECHNOLOGY  
Financial Summary  
Fiscal Year 2016 Governor's Recommendation  
All Funds - By Activity Center

	Personnel Services	Fringe Benefits	Supplies	Other Svcs. Chrgs.	Utilities	Capital Outlays	Miscellaneous	Total
APPROPRIATED FUNDS								
GENERAL FUND								
26000 BUREAU OF INFORMATION	897,933	380,289	34,069	621,070	135,000	-	-	2,068,361
TOTAL GENERAL FUND	897,933	380,289	34,069	621,070	135,000	-	-	2,068,361
TOTAL APPROPRIATED FUNDS	897,933	380,289	34,069	621,070	135,000	-	-	2,068,361
NON-APPROPRIATED FUNDS								
LOCAL FUNDS								
26000 BUREAU OF INFORMATION	-	-	-	1,400,000	-	-	-	1,400,000
TOTAL LOCAL FUNDS	-	-	-	1,400,000	-	-	-	1,400,000
FEDERAL FUNDS								
26000 BUREAU OF INFORMATION	130,000	46,732	-	-	-	-	-	176,732
TOTAL FEDERAL FUNDS	130,000	46,732	-	-	-	-	-	176,732
TOTAL NON-APPROPRIATED	130,000	46,732	-	1,400,000	-	-	-	1,576,732
GRAND TOTAL	1,027,933	427,021	34,069	2,021,070	135,000	-	-	3,645,093

Government of the Virgin Islands  
Listing of Federal Grants - 2016

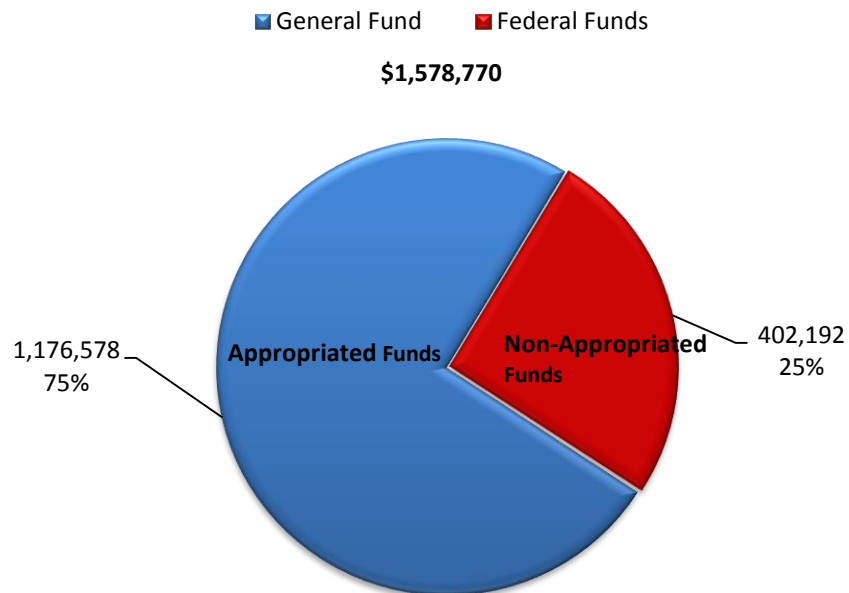
CFDA NO.	GOVERNMENT ENTITY Federal Grantor Grant Description Type of Assistance	MATCH RATIO FEDERAL/LOCAL or 100% FEDERAL	FY 2014 ACTUAL Expenditure	FY 2015 ESTIMATED Award	FY 2016 PROJECTED Award	LOCAL MATCH FUNDS	GRANT PERIOD
ORG 260 BUREAU OF INFORMATION TECHNOLOGY							
U.S. Department of Commerce							
11.549	STATE AND LOCAL IMPLEMENTATION GRANT PROGRAM PROJECT - SLIGP	100%	105,137	176,733 *	176,732 *	-	08/01/13-07/31/16
	Sub-Total		105,137	176,733	176,732	-	
	TOTAL ORG 260 BUREAU OF INFORMATION TECHNOLOGY		105,137	176,733	176,732	-	
*Carry-Forward balances to cover Personnel & Fringe costs Only for FY 2015 and FY 2016.							





# VIRGIN ISLANDS ENERGY OFFICE

Energy Office



## Virgin Islands Energy Office

**ORGANIZATIONAL TYPE:** Policy/Service

### Mission Statement

The mission of the Virgin Islands Energy Office is to promote sustainable energy policies in the Virgin Islands and encompasses energy production, distribution and consumption through training, outreach, financial incentives, and technical assistance.

### Scope and Overview

The Virgin Islands Energy Office (VIEO) was established by Executive Order 182-1974 to devise and execute energy policy. The VIEO establishes, monitors, and coordinates the integration of policies relating to conservation, use, control, distribution, and allocation of energy with respect to all energy matters. The VIEO is also the state-designated agency for the planning, implementation, oversight, and administration of federal funds to include the State Energy Program (SEP), the Weatherization Assistance Program (WAP), the Stripper Well Expenditure Plan, and the energy programs of the American Recovery and Reinvestment Act (ARRA) of 2009.

### Strategic Goals:

1. Reduce the cost of energy
2. Increase efficiency of energy use and production
3. Increase fuel diversity
4. Promote clean energy development

### Performance Goals:

1. Increase the efficiency of energy use in residential homes
2. Increase the efficiency of energy use in government-owned buildings
3. Introduce alternative fuel vehicles to the Government fleet
4. Increase the public's knowledge of clean energy resources
5. Provide financing for clean energy

## Org 27500 Energy Office

### Functional Statement

The Energy Office oversees developing, planning, and implementing of all applicable U.S. Department of Energy (USDOE) grant programs, thereby ensuring efficiency and accountability of all energy conservation/renewable energy programs. This center is also responsible for the implementation, monitoring, and evaluation of the State Energy Program (SEP).

VIRGIN ISLANDS ENERGY OFFICE  
Departmental Financial Summary  
By Budget Category

	FY2014 Expenditure	FY2015 Grant Award	FY 2015 Appropriation/ Grant Award Received	FY2016 Projection
APPROPRIATED FUNDS				
GENERAL FUND				
PERSONNEL SERVICES	713,283	-	660,978	615,978
FRINGE BENEFITS	265,545	-	255,530	247,918
SUPPLIES	11,735	-	16,505	11,700
OTHER SERVICES	284,396	-	278,242	257,282
UTILITY	33,811	-	47,582	43,700
TOTAL FUND- GENERAL FUND	1,308,770	-	1,258,837	1,176,578
TOTAL APPROPRIATED FUNDS	1,308,770	-	1,258,837	1,176,578
NON-APPROPRIATED FUNDS				
FEDERAL FUNDS				
PERSONNEL SERVICES	27,715	71,110	-	75,000
FRINGE BENEFITS	9,468	33,611	-	34,706
SUPPLIES	4,342	5,440	-	5,440
OTHER SVS. & CHGS.	117,731	358,343	-	284,254
UTILITIES	5,070	2,792	-	2,792
CAPITAL OUTLAYS	63,998	-	-	-
TOTAL FEDERAL FUNDS	228,324	471,296	-	402,192
FEDERAL FUNDS				
PERSONNEL SERVICES	-	-	-	-
FRINGE BENEFITS	-	-	-	-
SUPPLIES	-	-	-	-
OTHER SVS. & CHGS.	-	-	-	-
UTILITIES	-	-	-	-
CAPITAL OUTLAYS	-	-	-	-
TOTAL FEDERAL FUNDS	-	-	-	-
TOTAL NON-APPROPRIATED FUNDS	228,324	471,296	-	402,192
GRAND TOTAL	1,537,094	471,296	1,258,837	1,578,770

VIRGIN ISLANDS ENERGY OFFICE  
Financial Summary  
Fiscal Year 2016 Governor's Recommendation  
All Funds - By Activity Center

	Personnel Services	Fringe Benefits	Supplies	Other Svcs. Chrgs.	Utilities	Capital Outlays	Miscellaneous	Total
APPROPRIATED FUNDS								
GENERAL FUND								
27500 VI ENERGY OFFICE	615,978	247,918	11,700	257,282	43,700	-	-	1,176,578
TOTAL GENERAL FUND	615,978	247,918	11,700	257,282	43,700	-	-	1,176,578
TOTAL APPROPRIATED FUNDS	615,978	247,918	11,700	257,282	43,700	-	-	1,176,578
NON-APPROPRIATED FUNDS								
FEDERAL FUNDS								
20500 ENERGY OFFICE	75,000	34,706	5,440	284,254	2,792	-	-	402,192
TOTAL FEDERAL FUNDS	75,000	34,706	5,440	284,254	2,792	-	-	402,192
TOTAL NON-APPROPRIATED	75,000	34,706	5,440	284,254	2,792	-	-	402,192
GRAND TOTAL	690,978	282,624	17,140	541,536	46,492	-	-	1,578,770

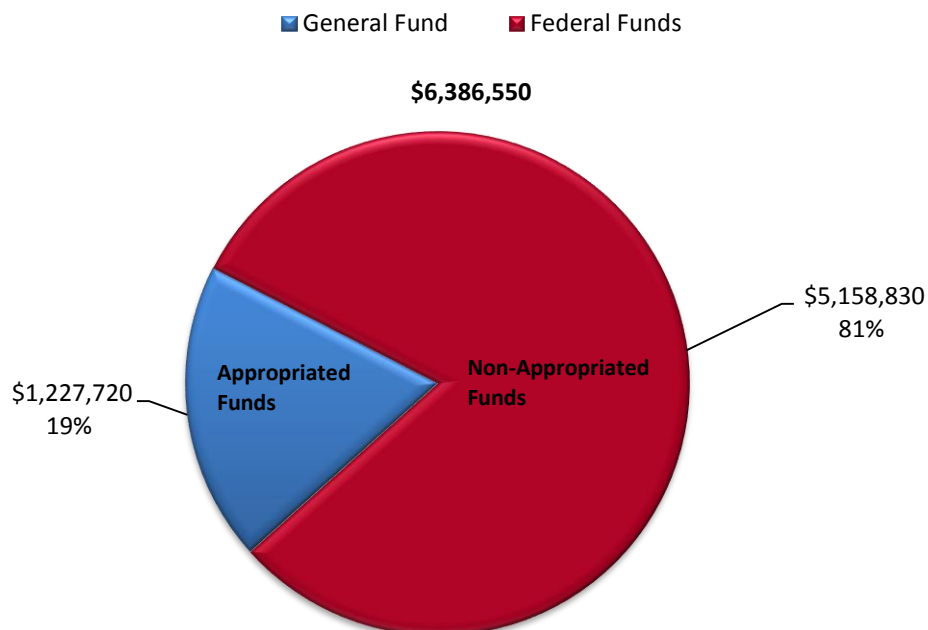
Government of the Virgin Islands  
Listing of Federal Grants - 2016

CFDA NO.	GOVERNMENT ENTITY Federal Grantor Grant Description Type of Assistance	MATCH RATIO FEDERAL/LOCAL or 100% FEDERAL	FY 2014 ACTUAL Expenditure	FY 2015 ESTIMATED Award	FY 2016 PROJECTED Award	LOCAL MATCH FUNDS	GRANT PERIOD
ORG 270 VIRGIN ISLANDS ENERGY OFFICE							
U.S. Department of Energy							
81.041	STATE ENERGY PROGRAM FORMULA/PROJECT/DISSEMINATION OF TECHNICAL INFORMATION - SEP	100%	228,324	216,600	216,600		10/01/15-09/30/16
81.042	WEATHERIZATION ASSISTANCE FOR LOW-INCOME PERSONS FORMULA/PROJECT - WAP	100%	-	254,696	185,592	-	10/01/15-09/30/16
	Sub-Total		228,324	471,296	402,192	-	
	TOTAL ORG 270 VIRGIN ISLANDS ENERGY OFFICE		228,324	471,296	402,192	-	



# OFFICE OF THE ADJUTANT GENERAL

Administrative Services  
Maintenance  
Security



## Office of the Adjutant General

**Organization Type:** Service

### Mission Statement

The mission of the Office of the Adjutant General is to plan, coordinate and implement support of Territorial responders to natural and man-made disasters, civil disturbances, foreign and domestic threats and Weapons of Mass Destruction (WMD).

### Scope and Overview

The Office of the Adjutant General (OTAG) was organized by Executive Order No. 304-1987. OTAG's revised structure consists of three (3) divisions: the Administrative Services Division, the Maintenance Division, and the Security Division. Each division of OTAG develops and implements policies and procedures to support the key strategic objectives of the V.I. National Guard (VING) while conducting its federal and local mission. There are three (3) collective performance goals: (1) to promote operational effectiveness; (2) to have a safe and secure Territory through effective and efficient preparedness; and (3) to build a comprehensive territorial support capability for responding to all threats.

### Strategic Goals:

1. Provide professional and timely support to the Virgin Islands National Guard and the Territory
2. Ensure the protection and security of the Territory from natural disasters, and domestic and foreign threats

### Performance Goals:

1. Promote operational effectiveness
2. Establish a safe and secure VING and OTAG through effective and efficient preparedness
3. Secure the Territory by efficient and effective preparedness when responding to natural and/or man-made disasters

## Org 28000 Administrative Services

### Functional Statement

The Administrative Services unit administers and supervises the administrative activities and operations of the OTAG. The functions of the unit are budgeting, fiscal control, personnel and administrative management.

## Org 28010 Maintenance Division

### Functional Statement

The Maintenance unit provides operational supplies for building repairs and maintenance, custodial services, ground-keeping and environmental protection services for Virgin Islands National Guard (VING) facilities.

## Org 28020 Security

### Functional Statement

The Security unit provides protection for all VING personnel, facilities and property.

OFFICE OF THE ADJUTANT GENERAL  
Departmental Financial Summary  
By Budget Category

	FY2014 Expenditure	FY2015 Grant Award	FY 2015 Appropriation/ Grant Award Received	FY2016 Projection
APPROPRIATED FUNDS				
GENERAL FUND				
PERSONNEL SERVICES	317,234	-	384,899	398,394
FRINGE BENEFITS	121,887	-	157,957	173,754
SUPPLIES	45,164	-	34,481	40,480
OTHER SERVICES	173,898	-	241,551	183,321
UTILITY	405,855	-	460,043	356,771
CAPITAL PROJECTS	193,039	-	55,547	75,000
TOTAL FUND- GENERAL FUND	1,257,077	-	1,334,478	1,227,720
TOTAL APPROPRIATED FUNDS	1,257,077	-	1,334,478	1,227,720
NON-APPROPRIATED FUNDS				
FEDERAL FUNDS				
PERSONNEL SERVICES	1,420,378	1,443,716	-	1,443,977
FRINGE BENEFITS	604,506	694,642	-	694,712
SUPPLIES	55,380	40,755	-	70,982
OTHER SVS. & CHGS.	727,412	830,508	-	946,057
UTILITIES	1,306,660	624,422	-	1,523,102
CAPITAL OUTLAYS	184,065	554,382	-	480,000
TOTAL FEDERAL FUNDS	4,298,401	4,188,425	-	5,158,830
TOTAL NON-APPROPRIATED FUNDS	4,298,401	4,188,425	-	5,158,830
GRAND TOTAL	5,555,478	4,188,425	1,334,478	6,386,550



OFFICE OF THE ADJUTANT GENERAL  
Financial Summary  
Fiscal Year 2016 Governor's Recommendation  
All Funds - By Activity Center

	Personnel Services	Fringe Benefits	Supplies	Other Svcs. Chrgs.	Utilities	Capital Outlays	Miscellaneous	Total
APPROPRIATED FUNDS								
GENERAL FUND								
28000 ADMINISTRATIVE SERVICE	335,691	135,610	18,480	57,874	43,652	-	-	591,307
28010 MAINTENANCE	62,703	38,144	22,000	125,447	313,119	75,000	-	636,413
TOTAL GENERAL FUND	398,394	173,754	40,480	183,321	356,771	75,000	-	1,227,720
TOTAL APPROPRIATED FUNDS	398,394	173,754	40,480	183,321	356,771	75,000	-	1,227,720
NON-APPROPRIATED FUNDS								
FEDERAL FUNDS								
28000 ADMINISTRATION SERVICE	110,000	47,424	6,048	271,737	73,102	-	-	508,311
28010 MAINTENANCE	581,518	249,331	53,501	552,909	1,450,000	450,000	-	3,337,259
28020 SECURITY	752,459	397,957	11,433	121,411	-	30,000	-	1,313,260
TOTAL FEDERAL FUNDS	1,443,977	694,712	70,982	946,057	1,523,102	480,000	-	5,158,830
TOTAL NON-APPROPRIATED	1,443,977	694,712	70,982	946,057	1,523,102	480,000	-	5,158,830
GRAND TOTAL	1,842,371	868,466	111,462	1,129,378	1,879,873	555,000	-	6,386,550

Government of the Virgin Islands  
Listing of Federal Grants - 2016

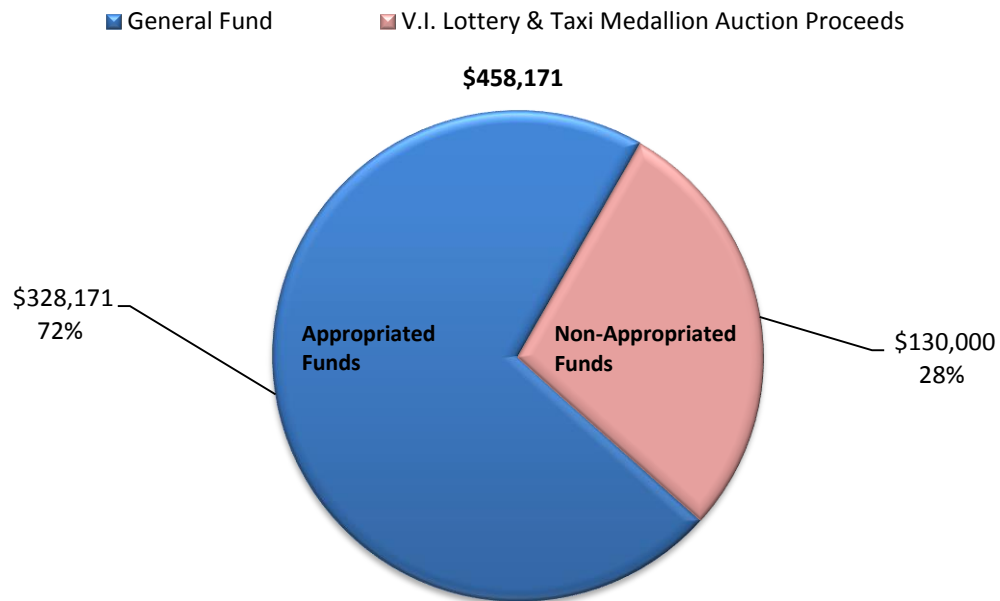
CFDA NO.	GOVERNMENT ENTITY Federal Grantor Grant Description Type of Assistance	MATCH RATIO FEDERAL/LOCAL or 100% FEDERAL	FY 2014 ACTUAL Expenditure	FY 2015 ESTIMATED Award	FY 2016 PROJECTED Award	LOCAL MATCH FUNDS	GRANT PERIOD
ORG 280 OFFICE OF THE ADJUTANT GENERAL							
U.S. Department of Defense							
12.401	NATIONAL GUARD MILITARY OPERATIONS AND MAINTENANCE (O&M) PROJECTS PROJECT	79/21% *	4,298,401	4,188,425	5,158,830	530,768	10/01/15-09/30/16
	Sub-Total		4,298,401	4,188,425	5,158,830	530,768	
	TOTAL ORG 280 OFFICE OF THE ADJUTANT GENERAL		4,298,401	4,188,425	5,158,830	530,768	
* The Match Ratio Federal/Local of 79/21 represents an average.							

*SERVING THOSE WHO SERVED*



# OFFICE OF VETERANS AFFAIRS

Veterans Affairs



## Office of Veterans Affairs

**ORGANIZATION TYPE:** Service

### Mission Statement

To honor the commitment of Virgin Islanders who rose to the challenge of wearing the nation's military uniforms, whether voluntarily or involuntarily, by continuing to advocate on their behalf and by enhancing their quality of life by making sure they receive all entitled services and benefits.

### Scope and Overview

On March 10, 1955, the First Legislature of the Virgin Islands created the Division of Veterans Affairs within the Department of Labor with the enactment of Bill No. 21, Act No. 8. It was renamed the Office of Veterans Affairs and placed under the Office of the Governor by Act No. 5265, the Government Reorganization and Consolidation Act of 1987, and by Executive Order No. 295-1987.

### Strategic Goals:

1. Informs USVI veterans of available benefits regarding employment, health, education, homeownership and burial, and assists with processing and filing related claims
2. Interacts and coordinates with local and federal agencies regarding matters of interest to veterans
3. Recommends legislation to the Governor affecting veterans and their families

### Performance Goal:

1. To facilitate that all eligible veterans' receipt of benefits and entitlements

## Org 29000 Office of Veterans Affairs

### Functional Statement

The Office of Veteran Affairs compiles data concerning veterans; informs USVI veterans of available benefits regarding employment, health, education, homeownership and burial, and assists with processing and filing related claims. The Office of Veterans' Affairs also interacts and coordinates with local and federal agencies regarding matters of interest to veterans. Additionally, the Office recommends legislation to the Governor affecting veterans and their families.

OFFICE OF VETERAN AFFAIRS  
Departmental Financial Summary  
By Budget Category

	FY2014 Expenditure	FY2015 Grant Award	FY 2015 Appropriation/ Grant Award Received	FY2016 Projection
APPROPRIATED FUNDS				
GENERAL FUND				
PERSONNEL SERVICES	195,110	-	216,163	223,913
FRINGE BENEFITS	81,958	-	93,624	104,258
SUPPLIES	-	-	18,385	-
TOTAL FUND- GENERAL FUND	277,068	-	328,172	328,171
TOTAL APPROPRIATED FUNDS	277,068	-	328,172	328,171
NON-APPROPRIATED FUNDS				
LOCAL FUNDS				
PERSONNEL SERVICES	-	-	-	-
FRINGE BENEFITS	-	-	-	-
SUPPLIES	14,520	-	-	-
OTHER SVS. & CHGS.	176,529	-	130,000	130,000
UTILITIES	15,969	-	-	-
CAPITAL OUTLAYS	10,498	-	-	-
TOTAL LOCAL FUNDS	217,516	-	130,000	130,000
TOTAL NON-APPROPRIATED FUNDS	217,516	-	130,000	130,000
GRAND TOTAL	494,584	-	458,172	458,171

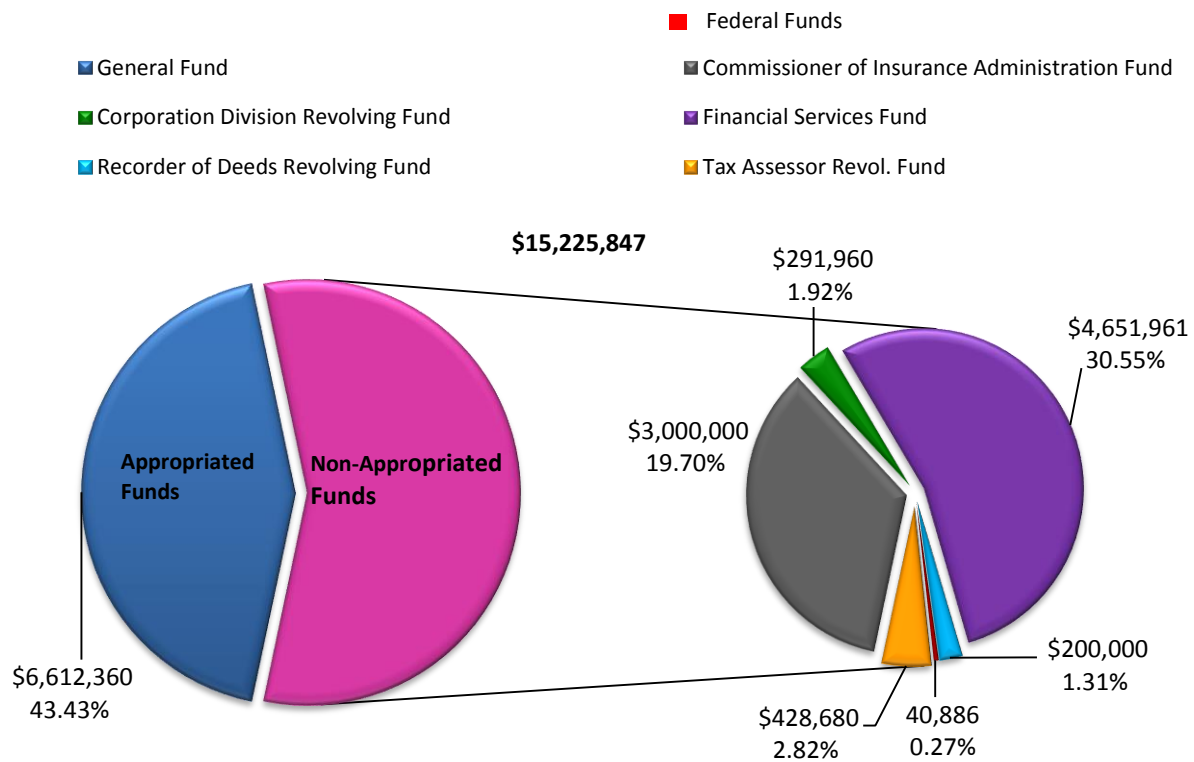
OFFICE OF VETERAN AFFAIRS  
Financial Summary  
Fiscal Year 2016 Governor's Recommendation  
All Funds - By Activity Center

	Personnel Services	Fringe Benefits	Supplies	Other Svcs. Chrgs.	Utilities	Capital Outlays	Miscellaneous	Total
APPROPRIATED FUNDS								
GENERAL FUND								
29000 VETERANS AFFAIRS	223,913	104,258	-	-	-	-	-	328,171
TOTAL GENERAL FUND	223,913	104,258	-	-	-	-	-	328,171
TOTAL APPROPRIATED FUNDS	223,913	104,258	-	-	-	-	-	328,171
NON-APPROPRIATED FUNDS								
LOCAL FUNDS								
29000 VETERANS AFFAIRS	-	-	-	130,000	-	-	-	130,000
TOTAL LOCAL FUNDS	-	-	-	130,000	-	-	-	130,000
TOTAL NON-APPROPRIATED	-	-	-	130,000	-	-	-	130,000
GRAND TOTAL	223,913	104,258	-	130,000	-	-	-	458,171



# OFFICE OF THE LIEUTENANT GOVERNOR

Administration  
Real Property Tax Division  
Recorder of Deeds  
Banking and Insurance  
Corporation and Trademarks



## Office of the Lieutenant Governor

**ORGANIZATION TYPE:** Administrative and Regulatory

### Mission Statement

The mission of the Office of the Lieutenant Governor is to regulate financial institutions, assess and collect taxes, and process documents.

### Scope and Overview

The Office of the Lieutenant Governor is committed to fulfilling its regulatory responsibility of monitoring the activities of banks, insurance companies, and other financial institutions operating in the Territory; processing requests for Articles of Incorporation, insurance licenses, and recording deeds; and assessing all Real Property Taxes in a courteous, professional, efficient and timely manner, in order to increase the collection of taxes and fees for the Government of the United States Virgin Islands.

The Lieutenant Governor is the Secretary of State, the Chairman of the Banking Board, and the Commissioner of Insurance. He has direct responsibility for five (5) major divisions and three (3) subdivisions within the Office of the Lieutenant Governor. The five (5) divisions are Administration and Financial Management, Banking and Insurance, Real Property Tax, Recorder of Deeds and Corporation and Trademarks. The three (3) subdivisions are V.I. Passport Acceptance Facility, Notary, and Virgin Islands State Health Insurance Assistance Program (VI SHIP/Medicare).

The Division of Administration and Financial Management provides administrative support and oversees the daily administrative requirements of the other divisions. This Division also regulates the Passport and Notary Services. The Passport Subdivision is charged with the responsibility of accepting all applications for passports filed in the Territory for the United States Department of State (Passport Services). Additionally, all requests for notary certifications are processed and recorded in the Administrative Office of the Lieutenant Governor.

The functions and duties of the Banking Board are described in Title 9 of the Virgin Islands Code. The Lieutenant Governor is the ex-officio Chairman of the Board, which regulates and supervises domestic and foreign banking institutions and small loan companies operating in the Territory. The Board has the responsibility to promulgate and enforce laws, rules, and regulations, and ensure compliance with banking practices.

The functions and duties of the Insurance Division are found in Title 22 of the Virgin Islands Code. The Commissioner of Insurance has the authority to enforce the statutory provisions of this title, promulgate rules and regulations, conduct investigations where violations may exist, hold hearings, and bring actions against violators in a court of law. Additionally, the Commissioner is responsible for licensing insurance companies, agents, and brokers, as well as examining records of companies and agents, and has the authority to revoke licenses for cause. Finally, the Commissioner is responsible for the review of products offered by companies and for the administration of qualifying exams to agents and brokers.

The V.I. Ship Program is a subdivision of the Division of Banking and Insurance. The Office of the Lieutenant Governor was awarded a Federal grant from the U. S. Department of Health and Human Services to operate health insurance counseling and assistance services applicable to Medicare, Medigap, Long Term Care Insurance, and other health insurance benefits.

Title 33, Sections 2363 and 2402 of the Virgin Islands Code authorizes the Governor to appoint a Tax Assessor attached to the Office of the Lieutenant Governor, who shall perform functions and duties under the supervision



of the Lieutenant Governor. The Office of the Tax Assessor is charged with the responsibility and authority for assessing and taxing all real property in the Virgin Islands. Act No. 6976 transferred the duties ancillary to the collection of real property taxes and public sewer fees from the Department of Finance to the Office of the Lieutenant Governor.

The Recorder of Deeds acts as a custodian of all legal instruments relative to real and personal properties; and within the St. Thomas-St. John and St. Croix Districts, performs functions outlined in Title 33, Section 2362 and Title 28, Chapters 7 and 33 of the Virgin Islands Code, as well as Title 11a of the Uniform Commercial Code. Title 33, Section 124, Virgin Islands Code, sets guidelines for the sale of Internal Revenue Stamps by the Recorder of Deeds. All revenue collections carried out by the Recorder of Deeds Office are in accordance with the law, and are reported on monthly.

Title 13, Title 11, Chapter 21, Title 11A, Title 14, Section 611, and Title 26 of the Virgin Islands Code govern the functions and administration of the Division of Corporation and Trademarks. This Division processes registrations and applications for all business entities and issues "Certificates of Good Standing". Businesses required to register include domestic, exempt, foreign, foreign sales, Virgin Islands foreign sales, cooperative and nonprofit corporations, domestic and foreign limited liability partnerships, limited liability partnerships, domestic and foreign limited liability companies and federally registered trademarks.

**Strategic Goals:**

1. Maintain stability in the economy and financial markets
2. Regulate financial institutions
3. Assure equity in the valuation of properties
4. Increase revenue

**Performance Goals:**

1. Ensure solvency in financial institutions
2. Promote safety and security through the issuance of local and national legal documents
3. Monitor compliance
4. Establish market value
5. Collect taxes and fees
6. Promote operational efficiency

## Org 30000 Administration

**Functional Statement**

The Administration Division oversees the daily operations of the Office of the Lieutenant Governor, which is comprised of four (4) other divisions. It facilitates the procurement of goods and services, centralizes the maintenance of all personnel, time and attendance activities and financial records. In addition, this division is responsible for administration and regulation of the passport and notary process.

## Org 30100 Real Property Tax Assessment

**Functional Statement**

The Real Property Tax Division assesses all real property in the U.S. Virgin Islands, updates tax maps to levels of acceptance for locating real property, maintains an updated tax assessment roll for federally and locally owned property and dispenses corresponding bills.

## Org 30120 Real Property Tax Collection

### **Functional Statement**

The Real Property Tax Division collects all real property taxes for the U.S. Virgin Islands, issues property tax clearance letters, enforces Real Property Tax payments and updates all real property collection records.

## Org 30200 Recorder of Deeds

### **Functional Statement**

The Recorder of Deeds Office is responsible for recording and filing of federal and local deeds, mortgages, contracts, liens, mortgage releases and all other legal instruments relating to the transfer of title and encumbrances on all real and personal property. It is also responsible for the sale of all revenue stamps.

## Org 30300 Banking and Insurance

### **Functional Statement**

The Division of Banking and Insurance serves as a regulatory administrative agency for all banking, insurance, securities and financial services in the Territory.

## Org 30400 Corporation and Trademarks

### **Functional Statement**

The Corporation and Trademarks Division processes registrations and applications of all business entities, and maintains their status in the Territory. It also processes and maintains the Territory's Uniform Commercial Code (UCC) registry.

OFFICE OF LT. GOVERNOR  
Departmental Financial Summary  
By Budget Category

	FY2014 Expenditure	FY2015 Grant Award	FY 2015 Appropriation/ Grant Award Received	FY2016 Projection
APPROPRIATED FUNDS				
GENERAL FUND				
PERSONNEL SERVICES	4,130,375	-	4,521,649	4,566,880
FRINGE BENEFITS	1,645,941	-	1,812,417	2,045,480
SUPPLIES	163,484	-	85,159	-
OTHER SERVICES	438,745	-	100,000	-
UTILITY	405,855	-	100,000	-
CAPITAL PROJECTS	229,300	-	-	-
TOTAL FUND- GENERAL FUND	7,013,701	-	6,619,225	6,612,360
TOTAL APPROPRIATED FUNDS	7,013,701	-	6,619,225	6,612,360
NON-APPROPRIATED FUNDS				
LOCAL FUNDS				
PERSONNEL SERVICES	1,778,716	-	3,057,482	2,579,300
FRINGE BENEFITS	773,738	-	1,080,284	1,117,282
SUPPLIES	394,545	-	549,455	686,270
OTHER SVS. & CHGS.	3,431,429	-	2,939,766	3,481,223
UTILITIES	211,936	-	339,164	421,108
CAPITAL OUTLAYS	55,999	-	120,500	287,418
TOTAL LOCAL FUNDS	6,646,363	-	8,086,651	8,572,601
FEDERAL FUNDS				
PERSONNEL SERVICES	57,420	-	-	-
FRINGE BENEFITS	22,963	-	-	-
SUPPLIES	2,421	3,000	-	5,760
OTHER SVS. & CHGS.	9,402	41,227	-	35,126
CAPITAL OUTLAYS	-	3,000	-	-
TOTAL FEDERAL FUNDS	92,206	47,227	-	40,886
TOTAL NON-APPROPRIATED FUNDS	6,738,569	47,227	8,086,651	8,613,487
GRAND TOTAL	13,752,270	47,227	14,705,876	15,225,847

OFFICE OF LT. GOVERNOR  
Financial Summary  
Fiscal Year 2016 Governor's Recommendation  
All Funds - By Activity Center

		Personnel Services	Fringe Benefits	Supplies	Other Svcs. Chrgs.	Utilities	Capital Outlays	Miscellaneous	Total
APPROPRIATED FUNDS									
GENERAL FUND									
30000	ADMINISTRATION	1,605,779	668,736	-	-	-	-	-	2,274,515
30100	REAL PROP TAX DIV	1,636,699	743,724	-	-	-	-	-	2,380,423
30120	PROPERTY TAX COLLECTIO	557,527	293,978	-	-	-	-	-	851,505
30200	RECORDER OF DEEDS	307,323	137,321	-	-	-	-	-	444,644
30400	CORPORATIONS AND TRADE	459,552	201,721	-	-	-	-	-	661,273
TOTAL GENERAL FUND		4,566,880	2,045,480	-	-	-	-	-	6,612,360
TOTAL APPROPRIATED FUNDS		4,566,880	2,045,480	-	-	-	-	-	6,612,360
NON-APPROPRIATED FUNDS									
LOCAL FUNDS									
30100	REAL PROP. TAX DIV.	-	-	58,500	367,500	2,680	-	-	428,680
30200	RECORDER OF DEEDS	-	-	52,857	123,483	18,654	5,006	-	200,000
30300	BANK & INSURANCE	2,035,390	875,349	5,000	80,086	4,175	-	-	3,000,000
30310	SECURITIES	543,910	241,933	511,828	2,759,098	340,442	254,750	-	4,651,961
30400	CORPS. & TRADEMARKS	-	-	58,085	151,056	55,157	27,662	-	291,960
TOTAL LOCAL FUNDS		2,579,300	1,117,282	686,270	3,481,223	421,108	287,418	-	8,572,601
FEDERAL FUNDS									
30300	BANK & INSURANCE	-	-	5,760	35,126	-	-	-	40,886
TOTAL FEDERAL FUNDS		-	-	5,760	35,126	-	-	-	40,886
TOTAL NON-APPROPRIATED		2,579,300	1,117,282	692,030	3,516,349	421,108	287,418	-	8,613,487
GRAND TOTAL		7,146,180	3,162,762	692,030	3,516,349	421,108	287,418	-	15,225,847

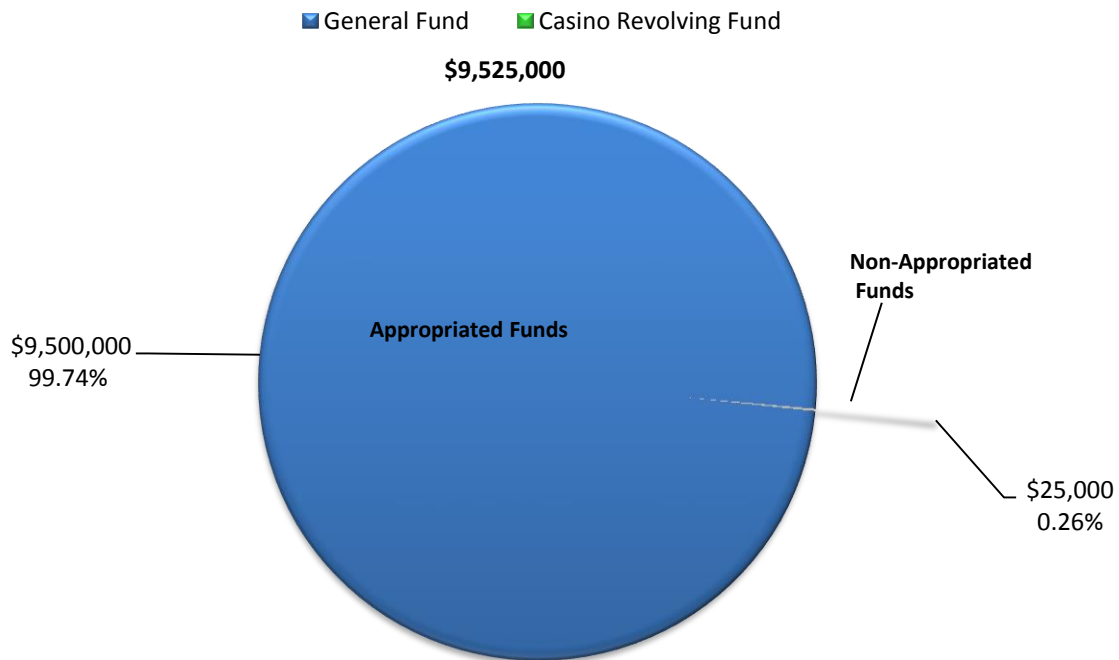
Government of the Virgin Islands  
Listing of Federal Grants - 2016

CFDA NO.	GOVERNMENT ENTITY Federal Grantor Grant Description Type of Assistance	MATCH RATIO FEDERAL/LOCAL or 100% FEDERAL	FY 2014 ACTUAL Expenditure	FY 2015 ESTIMATED Award	FY 2016 PROJECTED Award	LOCAL MATCH FUNDS	GRANT PERIOD
<b>ORG 300 OFFICE OF THE LIEUTENANT GOVERNOR</b>							
<b>U.S. Department of Health and Human Services</b>							
93.324	STATE HEALTH INSURANCE ASSISTANCE PROGRAM COOPERATIVE AGREEMENTS	100%	-	47,227	40,886	-	04/01/16-03/31/17
93.519	AFFORDABLE CARE ACT (ACA) - CONSUMER ASSISTANCE PROGRAM GRANTS PROJECT	100%	92,206	-	-	-	08/24/12-08/23/14
	<b>Sub-Total</b>		<b>92,206</b>	<b>47,227</b>	<b>40,886</b>	<b>-</b>	
	<b>TOTAL ORG 300 OFFICE OF THE LIEUTENANT GOVERNOR</b>		<b>92,206</b>	<b>47,227</b>	<b>40,886</b>	<b>-</b>	



## BUREAU OF INTERNAL REVENUE

Director's Office  
Audit Enforcement  
Processing  
Delinquent Records  
Computer Operations



## Bureau of Internal Revenue

**ORGANIZATION TYPE:** Administrative

### Mission Statement

Our mission is to administer and enforce the internal revenue tax laws of the Virgin Islands.

### Scope and Overview

Title 33 Section 680 of the Virgin Islands Code creates the Virgin Islands Bureau of Internal Revenue as a separate independent agency of the Government of the United States Virgin Islands, which, for budgetary purposes only, shall be included under the Office of the Governor.

The Bureau shall have the power and it shall be its duty to:

1. Administer and enforce the laws of imposing corporate and individual income taxes, gross receipts, trade and excise, production taxes, gift taxes, highway users' taxes, hotel occupancy taxes, inheritance taxes, fuel taxes, miscellaneous excise taxes, and all laws relating thereto;
2. Take such steps as may be necessary and lawful to fully enforce and collect the tax revenues owed to the Government of the United States Virgin Islands;
3. Employ personnel, on contract and subject to laws applicable to the Virgin Islands Personnel Merit System, to assist in carrying out its powers and duties;
4. Provide for the collection of a surety bond from each employee of the Bureau who is required to certify, disburse, or handle public monies;
5. Promulgate, pursuant to Virgin Islands law, such rules and regulations as may be necessary to carry out the provisions of this chapter;
6. Report from time to time, but not less than once annually, to the Governor and the Legislature on the operations of the Bureau, and recommend changes in existing law that would assist the Bureau in efficient tax collection;
7. By the fifteenth calendar day after the last day of each month, report to the Governor, the Legislature, the Commissioner of Finance and the Director of the Office of Management and Budget the total revenues collected for such month and the tax categories under which the revenues were collected;
8. Perform such other duties as may be assigned by law;
9. Restructure and create, in accordance with existing law, such divisions and units within the Bureau as the Director deems necessary for the proper administration of the Bureau; and
10. Report to the Commissioner of Licensing and Consumer Affairs any instance in which a person, corporation, or association licensed to do business in the Virgin Islands has willfully claimed an exemption from any excise tax, gross receipts tax, or customs duty, knowing such claim to be false.

The Bureau was created in August 1980 by Act No. 4473, and was later amended by Act No. 4479 in September of the same year. The Bureau is a separate independent agency of the Government of the Virgin Islands. By law, the supervision of the Bureau is vested in a Director and two Deputy Directors. Department Chiefs head the various sections of the organization. The primary divisions of the Bureau are: Processing, Audit, and Collections. A

department chief also heads the following offices that are located within the Director's Office: Criminal Investigation Division, Legal Counsel's Office, Reviewer/Conferee, and Computer Operations. In addition to the above displayed major divisions within the Bureau, the Director's Office also includes the Business Office, Human Resources Office, and Disclosure Office.

The **Director's Office** provides for the overall operations of the Bureau, including the administration and enforcement of tax laws; providing technical assistance and training; ensuring the procurement of goods and services, the hiring of personnel, the formulation and management of the annual budget priorities, and the filing of US Claims and disclosure protections. Policy decisions are made in this office, along with any necessary review and interpretation of the tax laws. The Director's Office is comprised of the following offices: Federal Disclosure Unit, Human Resources Office, Legal Counsel Office, Business Office, Reviewer/Conferee, Criminal Investigation Division and Computer Operations.

The **Processing and Accounts Branch** is the service center of the Bureau. This branch is responsible for processing all tax returns; collecting, depositing and recording all tax revenue; responding to taxpayer inquiries; and providing clearance services at the ports of entry.

The **Audit Branch** is tasked with conducting office and field examinations of tax returns. This division also is responsible for implementing the annual Taxpayer Assistance Program, which provides assistance in completing income tax returns.

The **Delinquent Accounts and Returns Branch** is charged with securing delinquent tax returns and collecting outstanding tax liabilities. The branch is responsible for protecting the interest of the government utilizing the collection tools available by law.

#### **Strategic Goals:**

1. Administer the tax laws of the Virgin Islands
2. Enforce the tax laws of the Virgin Islands

#### **Performance Goals:**

1. Process and collect in a timely manner
2. Enforce taxpayer compliance, using an array of collection tools that are available

## **Org 34000 Director's Office**

### **Functional Statement**

The Director's Office is responsible for the overall operation of the V.I. Bureau of Internal Revenue and administering and enforcing Internal Revenue Tax Laws of the United States Virgin Islands. Policy decisions, rulings and interpretations of Internal Revenue Tax Laws are made in this Office. The Office of Chief Counsel, the Criminal Investigation Division, the Reviewer/Conferee and the Federal Disclosure Units are all part of the Director's Office. This branch enforces taxpayer compliance through the issuance of press releases to the public, and enforcement through the Criminal Division office.

## **Org 34010 Audit Enforcement**

### **Functional Statement**

The Audit Enforcement Branch is responsible for ensuring the highest degree of voluntary compliance of Internal Revenue Tax Laws through field and office audit examinations. The branch also oversees preparation assistance for income tax returns.



## Org 34020 Processing

### **Functional Statement**

The Processing and Accounts Branch is responsible for processing all tax returns; collecting and depositing all tax revenues; maintaining accurate taxpayer information; providing tax collection services at ports of entry; and providing taxpayer assistance. This branch facilitates the processing of returns in a timely manner by providing the highest level of customer service to taxpayers.

## Org 34020 Delinquent Accounts

### **Functional Statement**

The Delinquent Accounts and Returns (DAR) Branch is responsible for the collection of all delinquent taxes and tax returns, utilizing various collection tools. This Branch facilitates voluntary compliance by assisting taxpayers in satisfying delinquent obligations.

## Org 34020 Computer Operations

### **Functional Statement**

The Computer Operations Branch was established to implement and support an automated tax administration system, including the creation of an Individual and Business Master Tax File. This system provides data processing support services, generates tax bills, processes tax refunds and maintains the historical database. This branch assists with the collection of taxes in a timely manner through the issuance of bills resulting in an increase in revenues.

BUREAU OF INTERNAL REVENUE  
Departmental Financial Summary  
By Budget Category


	FY2014 Expenditure	FY2015 Grant Award	FY 2015 Appropriation/ Grant Award Received	FY2016 Projection
APPROPRIATED FUNDS				
GENERAL FUND				
PERSONNEL SERVICES	5,055,972	-	5,036,079	5,053,305
FRINGE BENEFITS	2,152,479	-	2,179,967	2,288,628
SUPPLIES	134,024	-	117,500	100,785
OTHER SERVICES	2,242,154	-	1,815,184	1,750,282
UTILITY	369,100	-	370,000	307,000
CAPITAL PROJECTS	92,514	-	62,500	-
TOTAL FUND- GENERAL FUND	10,046,243	-	9,581,230	9,500,000
TOTAL APPROPRIATED FUNDS	10,046,243	-	9,581,230	9,500,000
NON-APPROPRIATED FUNDS				
LOCAL FUNDS				
PERSONNEL SERVICES	-	-	-	-
FRINGE BENEFITS	-	-	-	-
SUPPLIES	2,172	-	10,000	10,000
OTHER SVS. & CHGS.	11,065	-	15,000	15,000
UTILITIES	-	-	-	-
CAPITAL OUTLAYS	-	-	-	-
TOTAL LOCAL FUNDS	13,237	-	25,000	25,000
FEDERAL FUNDS				
PERSONNEL SERVICES	-	-	-	-
FRINGE BENEFITS	-	-	-	-
SUPPLIES	-	-	-	-
OTHER SVS. & CHGS.	66,960	-	-	-
UTILITIES	-	-	-	-
CAPITAL OUTLAYS	-	-	-	-
TOTAL FEDERAL FUNDS	66,960	-	-	-
TOTAL NON-APPROPRIATED FUNDS	80,197	-	25,000	25,000
GRAND TOTAL	10,126,440	-	9,606,230	9,525,000

BUREAU OF INTERNAL REVENUE  
Financial Summary  
Fiscal Year 2016 Governor's Recommendation  
All Funds - By Activity Center

		Personnel Services	Fringe Benefits	Supplies	Other Svcs. Chrgs.	Utilities	Capital Outlays	Miscellaneous	Total
APPROPRIATED FUNDS									
GENERAL FUND									
34000	DIRECTORS OFFICE	877,491	329,831	100,785	1,750,282	307,000	-	-	3,365,389
34010	AUDIT ENFORCEMENT	819,664	342,680	-	-	-	-	-	1,162,344
34020	PROCESSING BRANCH	2,063,269	1,060,439	-	-	-	-	-	3,123,708
34030	DELINQUENT ACCOUNTS	937,508	404,184	-	-	-	-	-	1,341,692
34050	COMPUTER OPERATIONS	355,373	151,494	-	-	-	-	-	506,867
TOTAL GENERAL FUND		5,053,305	2,288,628	100,785	1,750,282	307,000	-	-	9,500,000
TOTAL APPROPRIATED FUNDS		5,053,305	2,288,628	100,785	1,750,282	307,000	-	-	9,500,000
NON-APPROPRIATED FUNDS									
LOCAL FUNDS									
34000	DIRECTOR'S OFFICE	-	-	10,000	15,000	-	-	-	25,000
TOTAL LOCAL FUNDS		-	-	10,000	15,000	-	-	-	25,000
TOTAL NON-APPROPRIATED		-	-	10,000	15,000	-	-	-	25,000
GRAND TOTAL		5,053,305	2,288,628	110,785	1,765,282	307,000	-	-	9,525,000

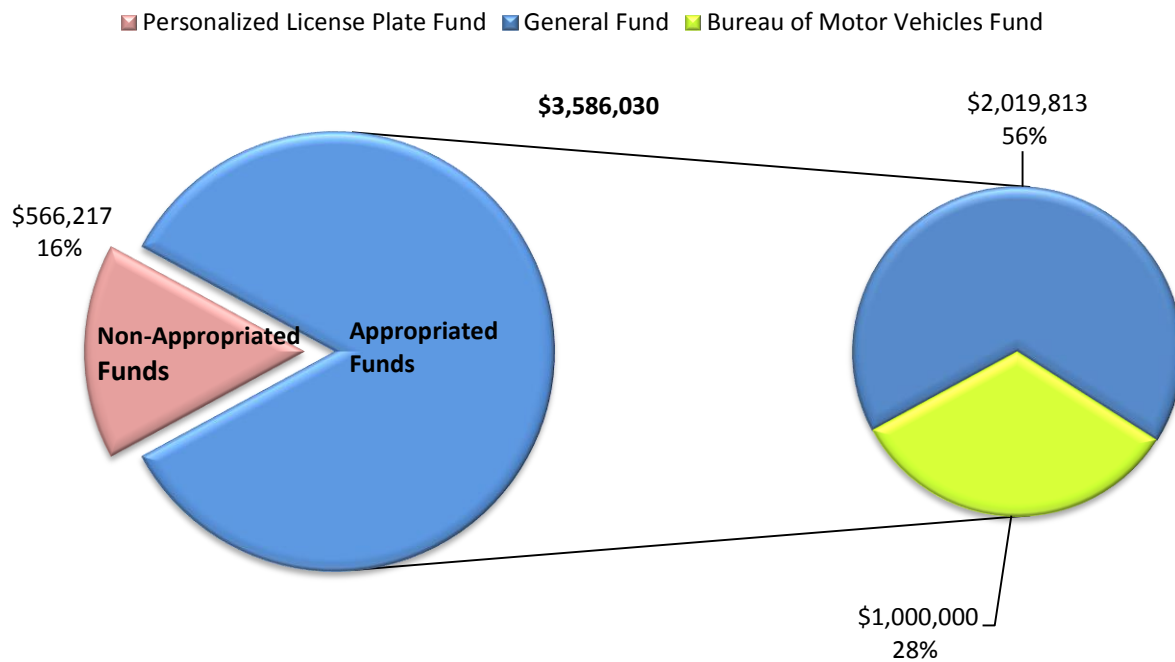
Government of the Virgin Islands  
Listing of Federal Grants - 2016

CFDA NO.	GOVERNMENT ENTITY Federal Grantor Grant Description <i>Type of Assistance</i>	MATCH RATIO FEDERAL/LOCAL or 100% FEDERAL	FY 2014 ACTUAL Expenditure	FY 2015 ESTIMATED Award	FY 2016 PROJECTED Award	LOCAL MATCH FUNDS	GRANT PERIOD
<b>ORG 340 BUREAU OF INTERNAL REVENUE</b>							
<b>U.S. Department of the Interior</b>							
15.875	ECONOMIC, SOCIAL, & POLITICAL DEVELOPMENT OF THE TERRITORIES <i>DIRECT PAYMENTS WITH UNRESTRICTED USE / FORMULA / PROJECT</i>	100%	66,960	-	-	-	08/24/11-12/31/14
	<b>Sub-Total</b>		<b>66,960</b>	<b>-</b>	<b>-</b>	<b>-</b>	
	<b>TOTAL ORG 340 BUREAU OF INTERNAL REVENUE</b>		<b>66,960</b>	<b>-</b>	<b>-</b>	<b>-</b>	



# BUREAU OF MOTOR VEHICLES

Office of the Director  
Administration  
Drivers Licensing and Identification  
Registration and Inspection  
Records Management and Information Systems



## Bureau of Motor Vehicles

**ORGANIZATION TYPES:** Service

### Mission Statement

To deliver coordinated customer services to the motoring public that contributes to a safer community.

### Scope and Overview

The Bureau of Motor Vehicles (BMV) was established under Title 3, Virgin Islands Code as amended. The BMV is primarily charged with the administration of laws and collection of fees from the operation and licensing of motor vehicles. Act No. 6761, Bill No. 26-0025, identifies two (2) statutory responsibilities that comprise the two (2) divisions of the BMV:

- **Administrative Support Services Division:** Comprised of the Office of the Director and support staff.
- **Customer Services Division:** Consists of Drivers' Licensing and Identification, Registration and Inspection and the Records Management and Information Systems sections.

The primary emphasis of the BMV is the provision of basic customer services to the motoring public relevant to the issuance and renewal of driver licenses, vehicle registration, certificate of title and other miscellaneous functions. For these services, the BMV collects fees which are deposited into the Treasury of the Government of the United States Virgin Islands.

### Strategic Goal:

1. To provide quality service that will result in safer roads and highways.

### Performance Goal:

1. To provide timely and accurate information and services

## Org 36000 Office of the Director

### Functional Statement

The Office of the Director ensures the Bureau provides the most productive, efficient, cost effective, and coordinated delivery of services.

## Org 36010 Administration

### Functional Statement

Administration provides all administrative, logistical, contractual and financial support for the daily operations of the BMV. Other related duties include the management of all incoming and outgoing correspondence, preparing monthly, quarterly and annual reports, and gathering statistical data on driver's license and vehicle registrations.

## Org 36100 Drivers' Licensing and Identification

### **Functional Statement**

Drivers Licensing and Identification manages the driver's license program by administering written and driving tests and issues driver's licenses. This Unit also prepares and maintains records and other required forms.

## Org 36110 Registration and Inspection

### **Functional Statement**

Registration and Inspection inspects vehicles to ensure they are roadworthy, insured for the period of registration and meet legal requirements on tinted glass. Inspector also verifies accuracy and validity of information on the registration certificate.

## Org 36120 Records Management and Information Systems

### **Functional Statement**

Records management and Information Systems ensures BMV has the most updated automation and communication technology. Responsibilities include system upgrades, training of employees and coordination with appropriate agencies to resolve information technology problems.

BUREAU OF MOTOR VEHICLES  
Departmental Financial Summary  
By Budget Category

	FY2014 Expenditure	FY2015 Grant Award	FY 2015 Appropriation/ Grant Award Received	FY2016 Projection
APPROPRIATED FUNDS				
GENERAL FUND				
PERSONNEL SERVICES	946,056	-	952,480	1,075,982
FRINGE BENEFITS	487,908	-	492,866	522,270
SUPPLIES	-	-	-	100,000
OTHER SERVICES	62,631	-	-	131,561
UTILITY	86,987	-	1,659	190,000
TOTAL FUND- GENERAL FUND	1,583,582	-	1,447,005	2,019,813
PERSONNEL SERVICES	436,347	-	551,003	666,241
FRINGE BENEFITS	193,837	-	250,755	328,433
SUPPLIES	63,999	-	40,805	5,326
OTHER SERVICES	179,817	-	57,437	-
UTILITY	69,232	-	100,000	-
TOTAL FUND- BUREAU OF MOTOR VEHICLES	943,232	-	1,000,000	1,000,000
TOTAL APPROPRIATED FUNDS	2,526,814	-	2,447,005	3,019,813
NON-APPROPRIATED FUNDS				
LOCAL FUNDS				
PERSONNEL SERVICES	-	-	-	-
FRINGE BENEFITS	-	-	-	-
SUPPLIES	175,389	-	181,330	170,000
OTHER SVS. & CHGS.	397,835	-	258,823	276,217
UTILITIES	79,000	-	100,000	120,000
CAPITAL OUTLAYS	81,285	-	-	-
TOTAL LOCAL FUNDS	733,510	-	540,153	566,217
FEDERAL FUNDS				
PERSONNEL SERVICES	-	-	-	-
FRINGE BENEFITS	-	-	-	-
SUPPLIES	-	-	-	-
OTHER SVS. & CHGS.	158,457	-	-	-
UTILITIES	-	-	-	-
CAPITAL OUTLAYS	35,313	-	-	-
TOTAL FEDERAL FUNDS	193,770	-	-	-
TOTAL NON-APPROPRIATED FUNDS	927,280	-	540,153	566,217
GRAND TOTAL	3,454,094	-	2,987,158	3,586,030



BUREAU OF MOTOR VEHICLES  
Financial Summary  
Fiscal Year 2016 Governor's Recommendation  
All Funds - By Activity Center

		Personnel Services	Fringe Benefits	Supplies	Other Svcs. Chrgs.	Utilities	Capital Outlays	Miscellaneous	Total
APPROPRIATED FUNDS									
GENERAL FUND									
36000	OFFICE OF THE DIRECTOR	147,000	47,952	100,000	-	-	-	-	294,952
36010	ADMINISTRATION	257,325	130,456	-	131,561	190,000	-	-	709,342
36100	DRIVER LICENSING AND I	230,516	129,762	-	-	-	-	-	360,278
36110	REGISTRATION AND INSPE	313,734	189,673	-	-	-	-	-	503,407
36120	RECORDS MANAGE INFO SY	127,407	24,427	-	-	-	-	-	151,834
TOTAL GENERAL FUND		1,075,982	522,270	100,000	131,561	190,000	-	-	2,019,813
BUREAU OF MOTOR VEHICLES									
36010	ADMINISTRATION	285,443	150,919	5,326	-	-	-	-	441,688
36110	REGISTRATION AND INSPE	290,412	142,062	-	-	-	-	-	432,474
36120	RECORDS MANAGE INFO SY	90,386	35,452	-	-	-	-	-	125,838
TOTAL BUREAU OF MOTOR VEHCILES		666,241	328,433	5,326	-	-	-	-	1,000,000
TOTAL APPROPRIATED FUNDS		1,742,223	850,703	105,326	131,561	190,000	-	-	3,019,813
NON-APPROPRIATED FUNDS									
LOCAL FUNDS									
36110	REGISTRATION AND INSPE	-	-	170,000	276,217	120,000	-	-	566,217
TOTAL LOCAL FUNDS		-	-	170,000	276,217	120,000	-	-	566,217
TOTAL NON-APPROPRIATED		-	-	170,000	276,217	120,000	-	-	566,217
GRAND TOTAL		1,742,223	850,703	275,326	407,778	310,000	-	-	3,586,030

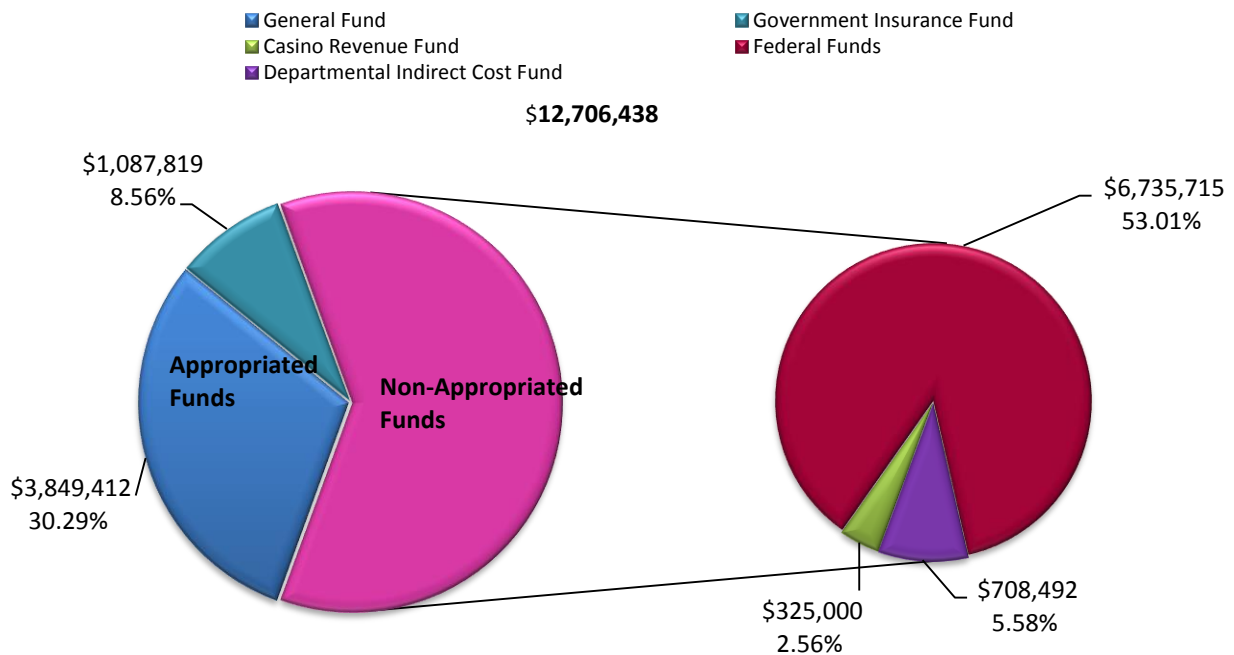
Government of the Virgin Islands  
Listing of Federal Grants - 2016

CFDA NO.	GOVERNMENT ENTITY Federal Grantor Grant Description Type of Assistance	MATCH RATIO FEDERAL/LOCAL or 100% FEDERAL	FY 2014 ACTUAL Expenditure	FY 2015 ESTIMATED Award	FY 2016 PROJECTED Award	LOCAL MATCH FUNDS	GRANT PERIOD	FOOT NOTE
ORG 360 BUREAU OF MOTOR VEHICLE								
U.S. Department of Homeland Security								
97.089	DRIVER'S LICENSE SECURITY GRANT PROGRAM PROJECT - REAL ID PROGRAM	100%	193,770	-	-	-	09/01/11-08/31/14	
	Sub-Total		193,770	-	-	-		
	TOTAL ORG 360 BUREAU OF MOTOR VEHICLE		193,770	-	-	-		



## DEPARTMENT OF LABOR

Hearings and Appeals  
 Labor Relations  
 Apprenticeship and Training  
 Youth Employment  
 Workforce Investment Act Administration  
 Occupational Safety and Health  
 Worker's Compensation  
 Labor Statistics  
 Business and Administration  
 Planning, Research and Monitoring



## Department of Labor

**ORGANIZATION TYPE:** Service, Regulatory, and Social

### Mission Statement

To administer a system of effective programs and services designed to develop, protect and maintain a viable workforce.

### Scope and Overview

The Virgin Islands Department of Labor (VIDOL) receives its authority pursuant to Titles 3, 24, 27 & 29 of the Virgin Islands Code, the Workforce Investment Act of 1998, the OSHA Act of 1970, and other Federal laws which require development of administrative structures that govern and enforce fair labor standards and protect the people of the Virgin Islands from any threat to health, morals, and general welfare. Executive Order No. 309-1989 defines the organizational structure of VIDOL and requires the following divisions/units: Occupational Safety and Health; Workers' Compensation; Labor Relations; Hearing and Appeals; Job Service; Training; Unemployment Insurance; Bureau of Labor Statistics; Planning, Research and Monitoring; and Administration.

### Strategic Goals:

1. To develop a talented workforce
2. To protect the workforce
3. To provide responsive failsafe programs that support the workforce system

### Performance Goals:

1. Help, inform, regulate and educate (protection)
2. Timely support to employees and employers
3. Increase the placement rate through literacy and talent development
4. Align skill levels

## Org 37020 Hearings & Appeals

### Functional Statement

The Hearings and Appeals Unit is mandated to adjudicate labor disputes and benefit appeals filed in the areas of Unemployment Insurance (UI), Employment Discrimination charges, Wage Claim findings and Wrongful Discharge (WD).

## Org 37200 Labor Relations

### Functional Statement

Labor Relations is responsible for rendering service to the general public in the following areas of compliance: Wrongful Discharge Intake, Wage and Hour Complaints, V.I. Fair Labor Standards, V.I. Private Sector Strikes, V.I. Discrimination Laws, the Equal Employment Opportunity Commission (EEOC) and Discrimination and Plant Closings.

## Org 37210 Apprenticeship and Training

### **Functional Statement**

The Apprenticeship and Training activity center, pursuant to Chapter 10, Title 24, V.I. Code, develops, implements, certifies and monitors apprenticeships and on-the-job training programs throughout the Territory. This legislative mandate requires cooperation with private sector employers, the Department of Labor and V.I. Government in the development of cooperative training opportunities for residents in the trades and technical fields.

## Org 37220 Youth Employment

### **Functional Statement**

Youth Employment programs are designed to prepare youth for future careers. Programs offer assessment of academic and skill levels, identify employment goals, address employment barriers, train clients for life and vocational readiness, provide work experience and enhance computer literacy.

## Org 37230 Workforce Investment Act Administration

### **Functional Statement:**

The Workforce Investment Act (WIA) administration is designed to provide the support staff and services necessary to complement federal dollars and to ensure that the requirements for limitation of Administrative Cost Regulations—667-210 are not violated.

## Org 37400 Occupational Safety and Health

### **Functional Statement**

The Occupational Safety and Health unit executes all mandated activities in accordance with the Occupational Safety and Health Act of 1970 and Title 24 of the Virgin Islands Code, Chapter 2, Occupational Safety and Health.

## Org 37500 Worker's Compensation

### **Functional Statement**

Worker's Compensation protects workers in the Territory in the event of work related injuries and illnesses by providing medical and vocational rehabilitation, disability income and death benefits to heirs.

## Org 37700 Labor Statistics

### **Functional Statement**

The Labor Statistics unit is responsible for the collection, analysis and publication of statistics on wages, working hours, labor conditions and cost of living increases. It is also responsible for developing and implementing technical systems and procedures to provide a comprehensive labor market information program to manpower policy of planning and administration.

## Org 37800 Business & Administration

### **Functional Statement**

The Business and Administration Unit is responsible for providing financial support services to all divisions and activities within the Department. The Personnel Relations Unit is designed to assist supervisors and directors in becoming more efficient and productive managers; the Unit assists in selecting and maintaining proper staffing for the Department.

## Org 37810 Planning, Research & Monitoring

### **Functional Statement**

The Planning, Research and Monitoring (PRM) Unit safeguards federal and local funding and ensures that programs administered by the Department of Labor adhere to federal and local guidelines. The PRM Unit teams up with the Economic Development Commission (EDC) to monitor EDC beneficiaries. The Unit closely monitors training providers and programs to make certain clients receive the workforce training they deserve, and that providers are given the placement percentages.

DEPARTMENT OF LABOR  
Departmental Financial Summary  
By Budget Category

	FY2014 Expenditure	FY2015 Grant Award	FY 2015 Appropriation/ Grant Award Received	FY2016 Projection
APPROPRIATED FUNDS				
GENERAL FUND				
PERSONNEL SERVICES	2,200,681	-	2,348,745	2,323,028
FRINGE BENEFITS	715,554	-	702,700	740,994
SUPPLIES	72,381	-	103,222	185,999
OTHER SERVICES	935,983	-	867,749	504,391
UTILITY	142,983	-	161,727	95,000
TOTAL FUND- GENERAL FUND	4,067,581	-	4,184,143	3,849,412
PERSONNEL SERVICES	509,414	-	571,710	552,891
FRINGE BENEFITS	199,059	-	233,544	250,976
SUPPLIES	17,574	-	40,140	38,140
OTHER SERVICES	194,279	-	228,736	208,312
UTILITY	57,211	-	47,500	37,500
UNDEFINED	26,959	-	-	-
TOTAL FUND- GOVERNMENT INSURANCE FUND	1,004,497	-	1,121,630	1,087,819
TOTAL APPROPRIATED FUNDS	5,072,078	-	5,305,773	4,937,231
NON-APPROPRIATED FUNDS				
LOCAL FUNDS				
PERSONNEL SERVICES	318,175	-	455,411	550,232
FRINGE BENEFITS	122,793	-	200,772	190,691
SUPPLIES	22,002	-	24,668	40,000
OTHER SVS. & CHGS.	271,100	-	268,995	252,569
UTILITIES	-	-	-	-
CAPITAL OUTLAYS	-	-	-	-
TOTAL LOCAL FUNDS	734,070	-	949,846	1,033,492
FEDERAL FUNDS				
PERSONNEL SERVICES	2,719,834	3,145,415	-	3,145,423
FRINGE BENEFITS	1,064,693	1,351,273	-	1,348,471
SUPPLIES	161,103	101,220	-	101,220
OTHER SVS. & CHGS.	3,786,197	2,083,807	-	2,086,601
UTILITIES	45,118	44,000	-	44,000
CAPITAL OUTLAYS	62,606	10,000	-	10,000
TOTAL FEDERAL FUNDS	7,839,551	6,735,715	-	6,735,715
TOTAL NON-APPROPRIATED FUNDS	8,573,621	6,735,715	949,846	7,769,207
GRAND TOTAL	13,645,699	6,735,715	6,255,619	12,706,438

DEPARTMENT OF LABOR  
Financial Summary  
Fiscal Year 2016 Governor's Recommendation  
All Funds - By Activity Center

		Personnel Services	Fringe Benefits	Supplies	Other Svcs. Chrgs.	Utilities	Capital Outlays	Miscellaneous	Total
APPROPRIATED FUNDS									
GENERAL FUND									
37020	APPEALS AND HEARINGS	220,000	89,386	5,000	31,169	-	-	-	345,555
37200	LABOR RELATIONS	127,522	58,998	10,000	22,000	-	-	-	218,520
37210	APPRENTICESHIP TRAININ	-	-	6,000	18,000	-	-	-	24,000
37220	YOUTH EMPLOYMENT	834,307	122,370	19,999	105,000	-	-	-	1,081,676
37230	JPTA ADMINISTRATION	200,881	75,294	-	28,000	-	-	-	304,175
37400	LABOR OSHA	122,041	47,648	-	-	-	-	-	169,689
37700	LABOR STATISTICS	70,000	24,455	7,000	9,000	-	-	-	110,455
37800	BUSINESS AND ADMINISTR	668,139	288,734	131,000	272,222	95,000	-	-	1,455,095
37810	PLANNING, RESEARCH AND	80,138	34,109	7,000	19,000	-	-	-	140,247
TOTAL GENERAL FUND		2,323,028	740,994	185,999	504,391	95,000	-	-	3,849,412
GOVERNMENT INSURANCE FUND									
37400	LABOR OSHA	171,975	71,430	10,140	80,860	-	-	-	334,405
37500	WORKERS COMPENSATION	380,916	179,546	28,000	127,452	37,500	-	-	753,414
TOTAL GOVERNMENT INSURANCE FUND		552,891	250,976	38,140	208,312	37,500	-	-	1,087,819
TOTAL APPROPRIATED FUNDS		2,875,919	991,970	224,139	712,703	132,500	-	-	4,937,231
NON-APPROPRIATED FUNDS									
LOCAL FUNDS									
37220	YOUTH EMPLOYMENT	20,800	11,631	40,000	252,569	-	-	-	325,000
37800	BUSINESS AND ADMINISTR	529,432	179,060	-	-	-	-	-	708,492
TOTAL LOCAL FUNDS		550,232	190,691	40,000	252,569	-	-	-	1,033,492
FEDERAL FUNDS									
37000	ADMINISTRATIVE SERVICE	66,354	30,230	-	18,416	-	-	-	115,000
37100	EMPLOYMENT SERVICES	584,941	294,596	19,000	502,293	15,000	-	-	1,415,830
37250	WORKFORCE INVESTMENT A	1,051,194	374,911	51,374	761,716	19,000	-	-	2,258,195
37400	OCCUPATIONAL SAFETY &	-	-	-	-	-	-	-	-
37600	UNEMPLOYMENT INSURANCE	1,257,656	554,686	5,000	626,536	10,000	10,000	-	2,463,878
37710	LABOR STATISTICS	185,278	94,048	25,846	177,640	-	-	-	482,812
TOTAL FEDERAL FUNDS		3,145,423	1,348,471	101,220	2,086,601	44,000	10,000	-	6,735,715
TOTAL NON-APPROPRIATED		3,695,655	1,539,162	141,220	2,339,170	44,000	10,000	-	7,769,207
GRAND TOTAL		6,571,574	2,531,132	365,359	3,051,873	176,500	10,000	-	12,706,438



DEPARTMENT OF LABOR\*

Three Year Financial Summary

By Budget Category

	FY2014	FY 2015	FY2015	FY2016
	Expenditure	Grant award	Appropriation/ Grant Award Received	Projection
APPROPRIATED FUNDS				
Union Arbitration Award Fund - LMC				
Personnel Services	-		-	-
Fringe Benefits	-		-	-
Supplies	-		-	-
Other Svs. & Chgs.	175,000		175,000	175,000
Utilities	-		-	-
Capital Outlays	-		-	-
Miscellaneous	-		-	-
Total Union Arbitration Award Fund	175,000	-	175,000	175,000
Union Arbitration Award Fund - PERB				
Personnel Services	557,730		576,000	628,000
Fringe Benefits	211,858		200,928	237,670
Supplies	18,691		12,000	10,000
Other Svs. & Chgs.	314,196		279,242	205,000
Utilities	20,264		33,200	25,700
Capital Outlays	15,991		5,000	-
Miscellaneous	-		-	-
Total Union Arbitration Award Fund	1,138,730	-	1,106,370	1,106,370
TOTAL APPROPRIATED FUNDS	1,313,730	-	1,281,370	1,281,370

Department of Labor -9986  
Financial Summary  
Fiscal Year 2016 Governor's Recommendation  
All Funds - By Activity Center

Description	Personnel Services	Fringe Benefits	Supplies	Other Svs. & Chgs.	Utilities	Capital Outlays	Miscellaneous	Total
<u>APPROPRIATED FUNDS</u>								
Union Arbitration Award Fund								
V. I. Labor Mgmt Committee	-	-	-	175,000	-	-	-	175,000
Public Employee Relations Board	628,000	237,670	10,000	205,000	25,700	-	-	1,106,370
Total Local Fund	628,000	237,670	10,000	380,000	25,700	-	-	1,281,370
<u>NON-APPROPRIATED FUNDS</u>								
Local Funds	-	-	-	-	-	-	-	-
Total Local Funds	-	-	-	-	-	-	-	-
Federal Funds	-	-	-	-	-	-	-	-
Total Federal Funds	-	-	-	-	-	-	-	-
GRAND TOTAL	628,000	237,670	10,000	380,000	25,700	-	-	1,281,370

Government of the Virgin Islands  
Listing of Federal Grants - 2016

CFDA NO.	GOVERNMENT ENTITY Federal Grantor Grant Description <i>Type of Assistance</i>	MATCH RATIO FEDERAL/LOCAL or 100% FEDERAL	FY 2014 ACTUAL Expenditure	FY 2015 ESTIMATED Award	FY 2016 PROJECTED Award	LOCAL MATCH FUNDS	GRANT PERIOD
<b>ORG 370 DEPARTMENT OF LABOR</b>							
<b>U.S. Department of Labor</b>							
17.002	LABOR FORCE STATISTICS <i>PROJECT / DISSEMINATION OF TECHNICAL INFORMATION</i>	100%	318,025	347,902	347,902	-	10/01/15-09/30/16
17.005	COMPENSATION AND WORKING CONDITIONS <i>PROJECT / DISSEMINATION OF TECHNICAL INFORMATION</i>	100%	45,220	51,200	51,200	-	10/01/15-09/30/16
17.207	EMPLOYMENT SERVICE/WAGNER-PEYSER FUNDED ACTIVITIES <i>FORMULA / PROJECT - WAGNER-PEYSER ACT</i>	100%	1,338,450	1,407,976	1,407,976	-	07/01/15-09/30/18
17.225	UNEMPLOYMENT INSURANCE <i>FORMULA / DIRECT PAYMENTS WITH UNRESTRICTED USE</i>	100%	2,998,380	2,463,878	2,463,878	-	10/01/15-12/31/16
17.258	WIA ADULT PROGRAM <i>FORMULA - WIA-ADULT PROGRAM</i>	100%	790,882	810,994	810,994	-	07/01/15-06/30/18
17.259	WIA YOUTH ACTIVITIES <i>FORMULA - WIA FORMULA YOUTH</i>	100%	524,431	678,110	678,110	-	04/01/15-06/30/18
17.271	WORK OPPORTUNITY TAX CREDIT PROGRAM <i>FORMULA - WOTC</i>	100%	22,030	20,000	20,000	-	07/01/15-09/30/18
17.273	TEMPORARY LABOR CERTIFICATION FOR FOREIGN WORKERS <i>FORMULA / PROVISION OF SPECIALIZED SERVICES / FEDERAL EMPLOYMENT</i>	100%	59,543	71,564	71,564	-	07/01/15-09/30/18
17.277	WIA NATIONAL EMERGENCY GRANT <i>PROJECT - NATIONAL EMERGENCY GRANTS</i>	100%	1,086,198	-	-	-	02/21/12-02/20/14
17.278	WIA DISLOCATED WORKERS <i>FORMULA / PROJECT - WIA-DISLOCATED WORKERS</i>	100%	487,662	574,291	574,291	-	07/01/15-06/30/18

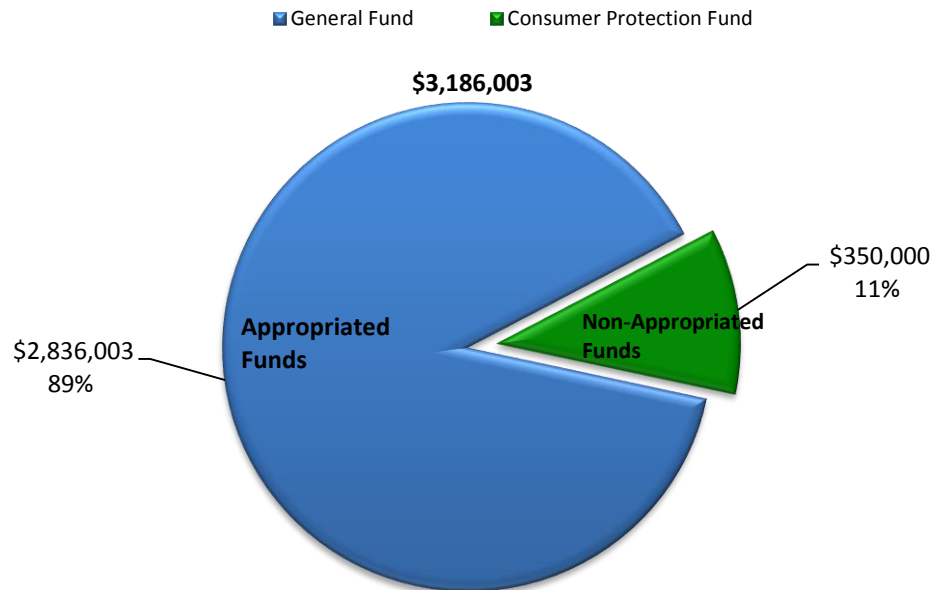
Government of the Virgin Islands  
Listing of Federal Grants - 2016

CFDA NO.	GOVERNMENT ENTITY Federal Grantor Grant Description <i>Type of Assistance</i>	MATCH RATIO FEDERAL/LOCAL or 100% FEDERAL	FY 2014 ACTUAL Expenditure	FY 2015 ESTIMATED Award	FY 2016 PROJECTED Award	LOCAL MATCH FUNDS	GRANT PERIOD
17.503	OCCUPATIONAL SAFETY AND HEALTH STATE PROGRAM <i>PROJECT - STATE PLAN GRANT AWARDS</i>	100%	168,730	194,800	194,800	-	10/01/15-09/30/16
17.801	DISABLED VETERANS' OUTREACH PROGRAM <i>FORMULA - DVOP</i>	100%	-	115,000	115,000	-	10/01/15-09/30/16
	Sub-Total		7,839,551	6,735,715	6,735,715	-	
	TOTAL ORG 370 DEPARTMENT OF LABOR		7,839,551	6,735,715	6,735,715	-	



# DEPARTMENT OF LICENSING AND CONSUMER AFFAIRS

Boards and Commissions  
Office of the Commissioner  
Legal Unit  
Licensing  
Administrative and Business Management  
Consumer  
Weights and Measures



## Department of Licensing and Consumer Affairs

**ORGANIZATIONAL TYPE:** Policy

### Mission Statement

The mission of the Department of Licensing and Consumer Affairs (DLCA) is to review applications and issue business licenses in a timely manner, assist and protect consumers, and ensure that all persons comply with the licensing and consumer protection laws of the Virgin Islands.

### Scope and Overview

The Department of Licensing and Consumer Affairs (DLCA) provides and administers consumer services and programs pursuant to Title 3, Chapter 13 and the Consumer Protection Law of 1973, as set forth in Title 12A of the Virgin Islands Code. DLCA is charged with establishing, administering, coordinating and supervising the regulation and licensing of private business and professions. The Department also ensures that no person engages in any deceptive or unconscionable trade practice involving any consumer goods or services, or in the collection of consumer debts. The Department also coordinates with other agencies and boards and commissions in the licensing of professions and occupations, as provided for in the Consumer Protection Law and Title 27 of the V.I. Code.

### Strategic Goals:

1. Ensure all businesses and individuals are licensed and are in compliance with licensing laws
2. Educate consumers to protect them from unfair or deceptive trade practices
3. Enforce licensing and consumer protection laws
4. Ensure safe and reliable regulated industries
5. Improve operational effectiveness and efficiency

### Performance Goals:

1. Ensure that all businesses operating in the Territory are in compliance with the licensing and consumer laws of the U.S. Virgin Islands
2. Protect and represent consumers
3. Ensure that all businesses and individuals conducting business are licensed

## Org 38000 Boards and Commissions

### Functional Statement

The Boards and Commissions office provides administrative, budgetary and clerical assistance to nine (9) professional boards under the jurisdiction of the Department of Licensing and Consumer Affairs.

## Org 38010 Office of the Commissioner

### Functional Statement

The Office of the Commissioner conducts overall planning and implementation of policies relating to consumer protection and awareness for the safety of the citizens of the U. S. Virgin Islands.

## Org 38100 Licensing

### **Functional Statement**

The Division of Licensing is responsible for issuing business licenses in the Virgin Islands, collection of license fees, educating the public, and enforcement of all laws relating to such businesses, except when these powers are conferred on another agency or person by law.

## Org 38500 Consumer Protection

### **Functional Statement**

The Consumer Protection Unit is responsible for development and implementation of community activities to inform the public, address consumer complaints and monitor businesses for compliance with consumer protection laws.

## Org 38510 Weights and Measures

### **Functional Statement**

The Weights and Measures unit is responsible for establishing measurement standards and for ensuring that all commercial weighing and measuring devices used in the Territory are accurate. It also enforces all laws and regulations pertaining to weights and measures such as food freshness, net contents of packaged goods, advertising practices and unit pricing.

DEPARTMENT LICENSING & CONSUMER AFFAIRS  
Departmental Financial Summary  
By Budget Category

	FY2014 Expenditure	FY2015 Grant Award	FY 2015 Appropriation/ Grant Award Received	FY2016 Projection
APPROPRIATED FUNDS				
GENERAL FUND				
PERSONNEL SERVICES	1,609,941	-	1,629,241	1,645,730
FRINGE BENEFITS	717,073	-	714,423	787,173
SUPPLIES	24,820	-	20,000	20,000
OTHER SERVICES	498,412	-	499,517	310,600
UTILITY	99,176	-	112,500	72,500
CAPITAL PROJECTS	136,322	-	-	-
TOTAL FUND- GENERAL FUND	3,085,744	-	2,975,681	2,836,003
PERSONNEL SERVICES	930,993	-	874,310	919,750
FRINGE BENEFITS	351,294	-	323,192	371,380
SUPPLIES	51,956	-	45,200	45,700
OTHER SERVICES	1,128,129	-	372,971	362,546
UTILITY	42,614	-	54,780	45,300
CAPITAL PROJECTS	58,078	-	43,100	9,000
TOTAL FUND- PUBLIC SERVICE COMM REVOLVING	2,563,065	-	1,713,553	1,753,675
TOTAL APPROPRIATED FUNDS	5,648,809	-	4,689,233	4,589,678
NON-APPROPRIATED FUNDS				
LOCAL FUNDS				
PERSONNEL SERVICES	74,060	-	75,000	145,000
FRINGE BENEFITS	33,437	-	36,000	81,799
SUPPLIES	16,688	-	29,000	22,000
OTHER SVS. & CHGS.	1,039,922	-	1,261,000	1,182,000
UTILITIES	-	-	-	-
CAPITAL OUTLAYS	9,898	-	56,000	41,501
TOTAL LOCAL FUNDS	1,174,005	-	1,457,000	1,472,300
TOTAL NON-APPROPRIATED FUNDS	1,174,005	-	1,457,000	1,472,300
GRAND TOTAL	6,822,814	-	6,146,233	6,061,978



DEPARTMENT LICENSING & CONSUMER AFFAIRS  
Financial Summary  
Fiscal Year 2016 Governor's Recommendation  
All Funds - By Activity Center

		Personnel Services	Fringe Benefits	Supplies	Other Svcs. Chrgs.	Utilities	Capital Outlays	Miscellaneous	Total
APPROPRIATED FUNDS									
GENERAL FUND									
38000	BOARDS AND COMMISSIONS	162,272	75,890	-	-	-	-	-	238,162
38010	ADM AND BUS MANAGEMENT	282,280	108,939	-	-	-	-	-	391,219
38020	GENERAL COUSEL	115,000	39,568	-	-	-	-	-	154,568
38100	LICENSING	621,689	329,695	-	-	-	-	-	951,384
38400	ADMIN AND BUS MANAGEME	163,112	75,074	20,000	310,600	72,500	-	-	641,286
38500	CONSUMER AFFAIRS	168,396	88,565	-	-	-	-	-	256,961
38510	WEIGHTS AND MEASURES	132,981	69,443	-	-	-	-	-	202,424
TOTAL GENERAL FUND		1,645,730	787,173	20,000	310,600	72,500	-	-	2,836,003
PUBLIC SERVICE COMM REVOLVING									
38000	BOARDS AND COMMISSIONS	919,750	371,380	45,700	362,546	45,300	9,000	-	1,753,675
TOTAL PUBLIC SERVICE COMM REVOLVING		919,750	371,380	45,700	362,546	45,300	9,000	-	1,753,675
TOTAL APPROPRIATED FUNDS		2,565,480	1,158,553	65,700	673,146	117,800	9,000	-	4,589,678
NON-APPROPRIATED FUNDS									
LOCAL FUNDS									
38000	DOCKET SPEC AND LIFELI	75,000	47,300	-	1,000,000	-	-	-	1,122,300
38200	CONSUMER PROTECTION	70,000	34,499	22,000	182,000	-	41,501	-	350,000
TOTAL LOCAL FUNDS		145,000	81,799	22,000	1,182,000	-	41,501	-	1,472,300
TOTAL NON-APPROPRIATED		145,000	81,799	22,000	1,182,000	-	41,501	-	1,472,300
GRAND TOTAL		2,710,480	1,240,352	87,700	1,855,146	117,800	50,501	-	6,061,978

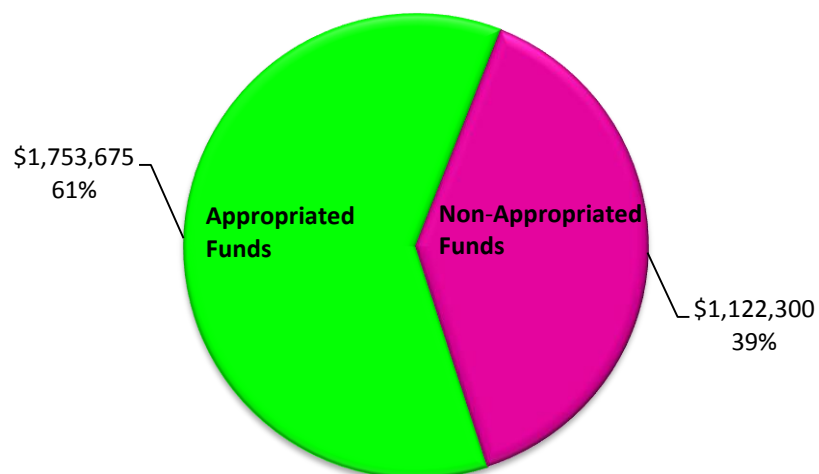


## PUBLIC SERVICES COMMISSION



■ Public Services Commission Revolving Fund      ■ Dock Spec. & Lifeline Link

**\$2,875,975**



# Virgin Islands Public Services Commission

**ORGANIZATIONAL TYPE:** Policy

## Mission Statement

The mission of the Public Services Commission (PSC) is to ensure through ongoing monitoring and scrutiny, the provision of excellent and efficient public services at reasonable rates.

In order to achieve its goals, the PSC continues to focus on these actions:

- Regulate monopoly utilities to ensure rates and services are just, reasonable and non-discriminatory
- Promote fairness among all service providers
- Resolve disputes between utility ratepayers and regulated service providers
- Educate utility consumers and distribute timely and essential information to the public
- Deliver efficient customer service
- Ensure subscribers benefits of certified Life Line and Link UP discount programs where necessary and applicable to qualified persons
- Conduct overview audits to ensure proper management and financial practices of regulated utilities;
- Save ratepayers dollars through advocacy, complaint resolution, monitoring of utilities and conservation incentives
- Safeguard the integrity of the staff of the commission
- Enhance provision of services in energy interconnections, and approval certification of eligible telecommunication carriers (ETCs)
- Work collaboratively with the Virgin Islands Energy Office to educate consumers on efficient, cost reduction initiatives and programs
- Encourage efficiency and innovation among regulated utilities

## Scope and Overview

The Public Services Commission (PSC) is a regulatory agency with a broad mandate to ensure that all Virgin Islanders have access to reliable public utility services. The Commission addresses issues of consumer protection: renewable and alternative energy; telecommunications services; efficient provision of public marine transportation between the islands; and reasonable solid waste and wastewater disposal user rates.

Pursuant to Virgin Islands law, the Commission is composed of nine (9) members. A total of seven (7) voting members are appointed by the Governor and confirmed by the Legislature. Commissioners serve three-year terms as provided in Chapter 30 Virgin Islands Code. The Senate President appoints two (2) non-voting senators to the Commission, representing both the St. Thomas/St. John District and the St. Croix District. Representatives are equally divided throughout the Territory with three (3) representatives residing on St. Thomas, three (3) representatives residing on St. Croix and one (1) representative residing on St. John. The law also requires annual elections for the position of chair and vice chair. Unlike commissioners in the United States, the Virgin Islands PSC serves on a volunteer basis. A majority of the voting commissioners constitutes a quorum, and the Commission cannot take formal action in the absence of a quorum.

**Strategic Goal:**

1. Ensure safe, reliable and adequate public utility service at fair and reasonable rates

**Performance Goals:**

1. Regulate utilities to ensure that rates and services are just, reasonable and non-discriminatory
2. Promote fairness among service providers
3. Resolve disputes between ratepayers and service providers
4. Educate utility consumers and provide timely and essential information to the public
5. Provide efficient customer service

**Org 38000 Public Service Commission****Functional Statement**

The Public Service Commission regulates the electric power service, water supply service, except retail deliveries, telephone service, public marine passenger transportation services operating under a government grant of exclusive franchise, cable television service, with limitations and waste management services. It ensures that consumers receive safe and reliable utility service at reasonable rates and with the least adverse effect on the environment.

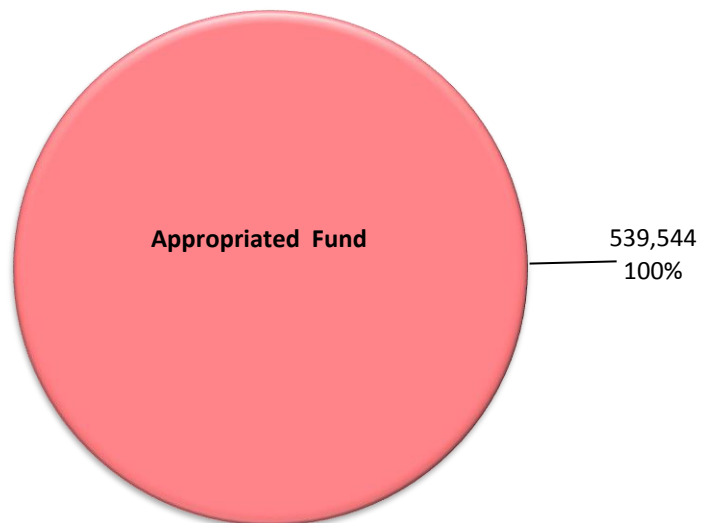


# TAXICAB COMMISSION



■ Taxi License Fund

**\$539,544**



## Virgin Islands Taxicab Commission

**Organizational Type:** Service/Enforcement

### Mission Statement

The mission of the Virgin Islands Taxicab Commission is to oversee the operation of vehicles for hire through regulation, education and enforcement of the laws, rules and regulations governing the Taxicab Industry and to ensure the delivery of transportation services that will enhance our tourism product, customer experience, and serve the local community through courteous, respectful, and knowledgeable operators in a cost effective manner.

### Scope and Overview

The Virgin Islands Taxicab Commission is charged with the responsibility of regulating the automobile-for-hire industry which includes taxis and tour operators. In order to execute these responsibilities safely, the Agency must improve operational efficiency and effectiveness by educating industry operators and consumers. Achievement of organizational goals necessitate: a) updating the Rules and Regulations Handbook for all automobile-for-hire operators and b) implementation of “United In Pride and Hope”; a professional development program designed for the benefit of all first-time industry operators and all other industry operators interested in service improvement.

### Strategic Goals:

1. Regulate the automobile-for- hire industry
2. Maintain operational effectiveness and efficiency

### Performance Goals:

1. Ensure all businesses and individuals are licensed and in compliance
2. Ensure all monies collected are deposited into the Taxi License Fund
3. Implementation of “United in Pride and Hope”; a professional development program for all first-time industry operators and other industry operators interested in service improvement

VIRGIN ISLANDS TAXICAB COMMISSION  
Departmental Financial Summary  
By Budget Category

	FY2014 Expenditure	FY2015 Grant Award	FY 2015 Appropriation/ Grant Award Received	FY2016 Projection
APPROPRIATED FUNDS				
TAXI REVOLVING FUND				
PERSONNEL SERVICES	325,856	-	373,852	329,854
FRINGE BENEFITS	136,436	-	159,693	150,690
SUPPLIES	19,059	-	35,818	18,000
OTHER SERVICES	19,727	-	57,126	41,000
TOTAL FUND- TAXI REVOLVING FUND	501,077	-	626,489	539,544
TOTAL APPROPRIATED FUNDS	501,077	-	626,489	539,544

VIRGIN ISLANDS TAXICAB COMMISS  
Financial Summary  
Fiscal Year 2016 Governor's Recommendation  
All Funds - By Activity Center

	Personnel Services	Fringe Benefits	Supplies	Other Svcs. Chrgs.	Utilities	Capital Outlays	Miscellaneous	Total
APPROPRIATED FUNDS								
TAXI REVOLVING FUND								
48000 TAXICAB COMMISSION	329,854	150,690	18,000	41,000	-	-	-	539,544
TOTAL TAXI REVOLVING FUND	329,854	150,690	18,000	41,000	-	-	-	539,544
TOTAL APPROPRIATED FUNDS	329,854	150,690	18,000	41,000	-	-	-	539,544





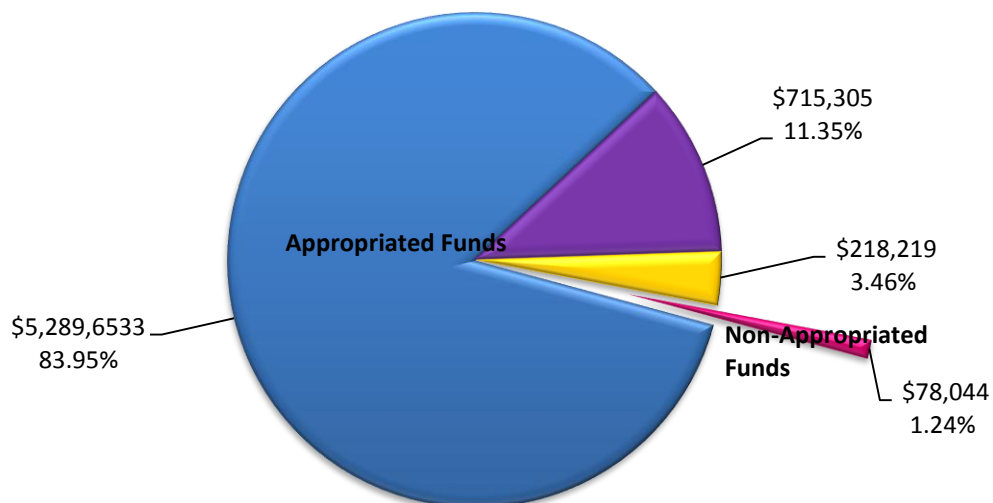
## DEPARTMENT OF FINANCE

Office of the Commissioner  
 Board of Tax Review  
 Departmental Business Office  
 Accounting Administration  
 Accounts Payable  
 General Ledger and Federal Programs Unit  
 Treasury Director's Office  
 Revenue Collections  
 Enforcement  
 Disbursement  
 Reconciliation and Audit Activity Center  
 Government Insurance Fund  
 Management Information System (Administration)  
 System Administration  
 Computer Operations  
 Help Desk  
 Payroll  
 Reporting and Audit Assurance (Administration)  
 Financial Reporting  
 Internal Audit



■ General Fund ■ Government Insurance Fund ■ Indirect Cost Fund ■ Data Processing Fund

**\$6,301,221**



## Department of Finance

**ORGANIZATION TYPE:** Service and Administrative

### Mission Statement

To provide efficient government financial services to all stakeholders

### Scope and Overview

The Department of Finance is established under Title 3, Section 177 of the Virgin Islands Code. It is administered under the supervision of the Office of the Commissioner which operates through seven (7) Divisions, with offices located on St. Thomas and St. Croix, as follows: (1) Financial Reporting and Audit Assurance; (2) Accounting; (3) Treasury Division; (4) Government Insurance; (5) Payroll; (6) Management Information System; and (7) Board of Tax Review.

### Strategic Goal:

1. To efficiently manage the use of federal and local finances of the Government of the Virgin Islands

### Performance Goal:

1. Provide timely and accurate financial information

## Org 39100 Accounting Administration

### Functional Statement

The Accounting Administration Unit administers and supervises the Accounting Activity Centers, including the Federal Programs Unit, which monitors and supports processing and distributing federal grant funds obtained by the Government of the Virgin Islands.

## Org 39110 Accounts Payable

### Functional Statement

The Accounts Payable Unit is responsible for pre-audit and data entry of all vendor payment documents, files, paid documents and researching inquiries from vendors.

## Org 39120 General Ledger and Federal Programs Unit

### Functional Statement

The General Ledger Section administers appropriations and fund accounts; reports financial transactions of the Government from appropriate general ledgers; produces financial reports; prepares vendor payment documents for instrumentalities, inter-fund transfers, establishment of petty cash and imprest funds; and maintains records for bonded and long-term indebtedness. This Unit also assists with the preparation of the unaudited financial statements of the Government of the Virgin Islands.

The Federal Programs Unit performs pre-audit functions and data entry of all vendor payments disbursed from federal funds. This section also reconciles and monitors activities of all federal grants awarded to the Government of the Virgin Islands.

## Org 39200 Treasury Director's Office

### **Functional Statement**

The Treasury Director's Office administers and implements the Government's cash management policies, manages the day-to-day operations and provides administrative support for all activities within the Treasury Division.

## Org 39220 Revenue Collections

### **Functional Statement**

The Revenue Collections Unit is responsible for timely and accurate collecting, depositing and reporting of revenues. This section also administers fund transfers between the Federal Government and the Government of the Virgin Islands.

## Org 39250 Disbursement

### **Functional Statement**

The Disbursement Unit disseminates and mails all vendor payment checks.

## Org 39260 Reconcilements and Audit

### **Functional Statement**

The Reconciliation and Audit Unit reconciles and performs audits of revenue collection and banking transactions of the Government of the Virgin Islands. This section also compiles and issues revenue reports; certifies, trains and audits Government collectors; processes dishonored checks; affidavits for lost checks and affidavits for checks for deceased employees; maintains files of cancelled checks; and posts revenues to the Enterprise Resource Planning (ERP) system.

## Org 39000 Government Insurance Fund

### **Functional Statement**

The Government Insurance Fund Section provides insurance coverage to employees with liabilities and ensures compensation for job accidents when employees are entitled to medical and vocational care, as well as restoring appropriate wages. This section also administers an Uninsured Claims Fund to compensate for uninsured employer's expenses.

## Org 39400/39410/39020/39030 Management Information System

### **Functional Statement**

The Management Information System (MIS) oversees and maintains the security, training, functions and operations of the ERP system and its infrastructure. Functional support and post-processing services are provided to include, additional support to end-user issues, management of the helpdesk tracking system and coordination of training/workshops. The Division also provides maintenance support for all Department of Finance information technology resources.

## Org 39410 Systems Administration

### **Functional Statement**

The Systems Administration Unit provides technical maintenance and support for the ERP application suite, core systems hardware and operating systems, and transport architecture and technical support for the ERP-user community. (KPIs for this activity center were merged and are part of the composite measure for the Division.)

## Org 39420 Computer Operations

### **Functional Statement**

The Computer Operations Unit completes all ERP end-user processes. This Unit facilitates and resolves all user issues related to the use and functionality of the ERP. (KPIs for this activity center were merged and are part of the composite measure for the Division.)

## Org 39430 Help Desk Services

### **Functional Statement**

The Help Desk Services Unit handles all post-processing services and provides first line support for users. Additionally, the Unit manages the Help Desk Service Call-Tracking System and coordinates training workshops for end users. (The functions and activity for this Unit were merged with the other activity centers for the Division. The Measures of the Helpdesk were also merged and are reported as a composite measure for the Division.)

## Org 39500 Payroll

### **Functional Statement**

The Payroll Unit processes Government payroll checks, prepares payroll related tax reports and maintains employees' accrued leave records

DEPARTMENT OF FINANCE  
Departmental Financial Summary  
By Budget Category

	FY2014 Expenditure	FY2015 Grant Award	FY 2015 Appropriation/ Grant Award Received	FY2016 Projection
APPROPRIATED FUNDS				
GENERAL FUND				
PERSONNEL SERVICES	1,779,998	-	2,383,220	2,413,512
FRINGE BENEFITS	665,177	-	880,165	869,091
SUPPLIES	129,400	-	226,208	197,080
OTHER SERVICES	1,235,784	-	990,060	942,970
UTILITY	676,397	-	750,000	750,000
CAPITAL PROJECTS	22,869	-	60,000	117,000
TOTAL FUND- GENERAL FUND	4,509,624	-	5,289,653	5,289,653
INDIRECT COST				
PERSONNEL SERVICES	132,383	-	155,252	156,766
FRINGE BENEFITS	46,546	-	64,757	61,453
OTHER SERVICES	1,712,395	-	200,000	-
TOTAL FUND- INDIRECT COST	1,891,323	-	420,009	218,219
GOVERNMENT INSURANCE FUND				
PERSONNEL SERVICES	281,517	-	381,125	379,298
FRINGE BENEFITS	124,039	-	162,297	151,013
SUPPLIES	33,770	-	49,100	50,000
OTHER SERVICES	43,145	-	91,700	110,994
UTILITY	20,000	-	20,000	20,000
CAPITAL PROJECTS	-	-	2,000	4,000
TOTAL FUND- GOVERNMENT INSURANCE FUND	502,471	-	706,222	715,305
TOTAL APPROPRIATED FUNDS	6,903,418	-	6,415,883	6,223,177
NON-APPROPRIATED FUNDS				
LOCAL FUNDS				
PERSONNEL SERVICES	-	-	-	-
FRINGE BENEFITS	38,365	-	34,229	33,729
SUPPLIES	19,062	-	18,716	19,315
OTHER SVS. & CHGS.	-	-	-	-
UTILITIES	-	-	-	-
CAPITAL OUTLAYS	-	-	-	25,000
TOTAL LOCAL FUNDS	57,427	-	52,945	78,044
FEDERAL FUNDS				
OTHER SVS. & CHGS.	-	-	-	-
TOTAL FEDERAL FUNDS	-	-	-	-
ARRA FUNDS				
PERSONNEL SERVICES	-	-	-	-
FRINGE BENEFITS	-	-	-	-
SUPPLIES	-	-	-	-
OTHER SVS. & CHGS.	-	-	-	-
CAPITAL OUTLAYS	-	-	-	-
TOTAL ARRA FUNDS	-	-	-	-
TOTAL NON-APPROPRIATED FUNDS	57,427	-	52,945	78,044
GRAND TOTAL	6,960,845	-	6,468,828	6,301,221

DEPARTMENT OF FINANCE  
Financial Summary  
Fiscal Year 2016 Governor's Recommendation  
All Funds - By Activity Center

		Personnel Services	Fringe Benefits	Supplies	Other Svcs. Chrgs.	Utilities	Capital Outlays	Miscellaneous	Total
APPROPRIATED FUNDS									
GENERAL FUND									
39000	OFFICE OF COMMISSIONER	457,331	133,115	35,327	45,000	-	-	-	670,773
39010	OFF OF TAX APPEALS	274,903	99,242	4,500	12,500	-	-	-	391,145
39020	DEPT BUSINESS OFFICE	47,115	13,305	65,103	671,000	750,000	-	-	1,546,523
39100	ACCOUNTING ADMINISTRATI	115,224	52,691	2,000	4,000	-	-	-	173,915
39110	PREAUDIT CONTROL RESEA	114,494	59,553	-	-	-	-	-	174,047
39120	GENERAL LEDGER	188,440	77,461	-	-	-	-	-	265,901
39200	DIRECTORS OFFICE	185,057	52,220	2,050	4,000	-	-	-	243,327
39250	DISBURSEMENT	45,633	18,313	-	83,500	-	-	-	147,446
39260	RECONCILEMENT	209,253	74,892	10,000	3,500	-	-	-	297,645
39400	ADMINISTRATION	191,500	68,008	53,800	69,670	-	82,000	-	464,978
39410	SYSTEMS PROGRAMMING	199,005	87,006	10,000	46,800	-	35,000	-	377,811
39420	COMPUTER OPERATIONS	114,277	41,724	12,000	-	-	-	-	168,001
39500	PAYROLL DIVISION	271,280	91,561	2,300	3,000	-	-	-	368,141
TOTAL GENERAL FUND		2,413,512	869,091	197,080	942,970	750,000	117,000	-	5,289,653
INDIRECT COST									
39120	GENERAL LEDGER	156,766	61,453	-	-	-	-	-	218,219
TOTAL INDIRECT COST		156,766	61,453	-	-	-	-	-	218,219
GOVERNMENT INSURANCE FUND									
39000	OFFICE OF COMMISSIONER	379,298	151,013	50,000	110,994	20,000	4,000	-	715,305
TOTAL GOVERNMENT INSURANCE FUND		379,298	151,013	50,000	110,994	20,000	4,000	-	715,305
TOTAL APPROPRIATED FUNDS		2,949,576	1,081,557	247,080	1,053,964	770,000	121,000	-	6,223,177
NON-APPROPRIATED FUNDS									
LOCAL FUNDS									
39420	COMPUTER OPERATION	33,729	19,315	-	-	-	25,000	-	78,044
TOTAL LOCAL FUNDS		33,729	19,315	-	-	-	25,000	-	78,044
TOTAL NON-APPROPRIATED		33,729	19,315	-	-	-	25,000	-	78,044
GRAND TOTAL		2,983,305	1,100,872	247,080	1,053,964	770,000	146,000	-	6,301,221

Department of Finance-390\*  
Three Year Financial Summary  
By Budget Category

	FY2014 Expenditure	FY 2015 Grant award	FY2015 Appropriation/ Grant Award Received	FY2016 Recommendation
<b>APPROPRIATED FUNDS</b>				
Caribbean Basin Initiative				
Personnel Services	-	-	-	-
Capital Outlays	-	-	-	-
Fringe Benefits	-	-	-	-
Supplies	-	-	-	-
Other Svs. & Chgs.	8,900,000	-	8,900,000	8,900,000
Utilities	-	-	-	-
Total Caribbean Basin Initiative	8,900,000	-	8,900,000	8,900,000
Interest Revenue Fund				
Personnel Services	-	-	-	-
Capital Outlays	-	-	-	-
Fringe Benefits	-	-	-	-
Supplies	-	-	-	-
Other Svs. & Chgs.	1,000,000	-	1,000,000	1,000,000
Utilities	-	-	-	-
Total Interest Revenue Fund	1,000,000	-	1,000,000	1,000,000
Internal Revenue Matching Fund				
Personnel Services	-	-	-	-
Capital Outlays	-	-	-	-
Fringe Benefits	-	-	-	-
Supplies	-	-	-	-
Other Svs. & Chgs.	75,135,840	-	6,000,000	12,800,000
Utilities	-	-	-	-
Total Internal Revenue Matching Fund	75,135,840	-	6,000,000	12,800,000
Transportation Trust Fund				
Personnel Services	-	-	-	-
Capital Outlays	-	-	-	-
Fringe Benefits	-	-	-	-
Supplies	-	-	-	-
Other Svs. & Chgs.	11,500,000	-	11,500,000	11,500,000
Utilities	-	-	-	-
Total Transportation Trust Fund	11,500,000	-	11,500,000	11,500,000
Community Facilities Trust Fund				
Personnel Services	-	-	-	-
Capital Outlays	-	-	-	-
Fringe Benefits	-	-	-	-
Supplies	-	-	-	-
Other Svs. & Chgs.	-	-	331,396	1,185,413
Utilities	-	-	-	-
Total Community Trust Fund	-	-	331,396	1,185,413
Employees Union Arbitration Award Fund				
Personnel Services	-	-	-	-
Capital Outlays	-	-	-	-
Fringe Benefits	-	-	-	-
Supplies	-	-	-	-
Other Svs. & Chgs.	1,125,000	-	1,125,000	1,125,000
Utilities	-	-	-	-
Total Employees Union Arbitration Award Fund	1,125,000	-	1,125,000	1,125,000
Interest Earned on Debt Service Reserve				
Personnel Services	-	-	-	-
Capital Outlays	-	-	-	-
Fringe Benefits	-	-	-	-
Supplies	-	-	-	-
Other Svs. & Chgs.	1,100,000	-	1,100,000	1,100,000
Utilities	-	-	-	-
Total Interest Earned on Debt Service Reserve	1,100,000	-	1,100,000	1,100,000
St. Croix Capital Improvement Fund				
Personnel Services	-	-	-	-
Capital Outlays	-	-	-	-
Fringe Benefits	-	-	-	-
Supplies	-	-	-	-
Other Svs. & Chgs.	-	-	-	2,000,000
Utilities	-	-	-	-
Total St. Croix Capital Improvement Fund	-	-	-	2,000,000
<b>TOTAL APPROPRIATED FUNDS</b>	<b>98,760,840</b>	<b>-</b>	<b>29,956,396</b>	<b>39,610,413</b>
<b>NON-APPROPRIATED FUNDS</b>				
Personnel Services	-	-	-	-
Capital Outlays	-	-	-	-
Fringe Benefits	-	-	-	-
Supplies	-	-	-	-
Other Svs. & Chgs.	25,000,000	-	13,500,000	18,271,000
Utilities	-	-	-	-
Total Local Funds	25,000,000	-	13,500,000	18,271,000
Federal Funds	-	-	-	-
Total Federal Funds	-	-	-	-
<b>TOTAL NON APPROPRIATED FUNDS</b>	<b>25,000,000</b>	<b>-</b>	<b>13,500,000</b>	<b>18,271,000</b>
<b>GRAND TOTAL</b>	<b>123,760,840</b>	<b>-</b>	<b>43,456,396</b>	<b>57,881,413</b>

\*Finance is the custodian of these funds.

Department of Finance-390  
Financial Summary  
Fiscal Year 2016 Governor's Recommendation  
All Funds - By Activity Center

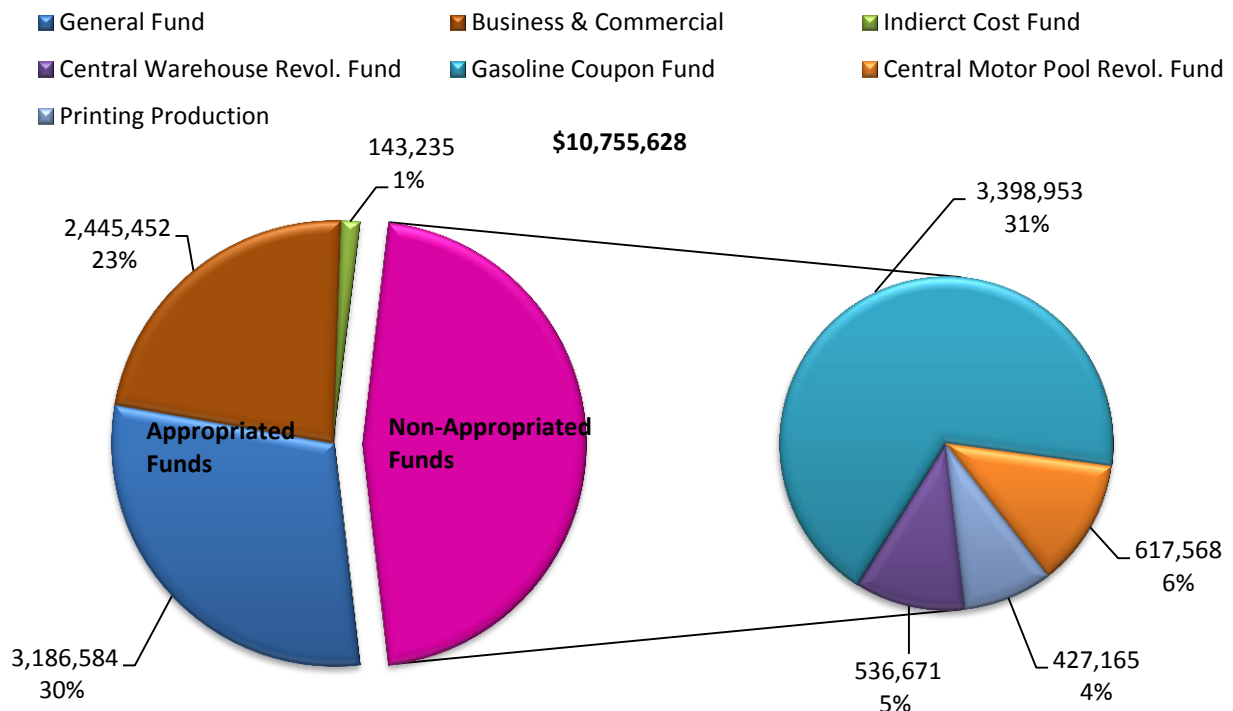
		Personnel	Capital	Fringe			Other Svs.		
Description		Services	Outlay	Benefits	Supplies	& Chgs.	Utilities	Total	
<u>APPROPRIATED FUNDS</u>									
Local Fund									
390	Finance Department								
	Caribbean Basin Initiative	-	-	-	-	8,900,000	-		8,900,000
	Interest Revenue Fund	-	-	-	-	1,000,000	-		1,000,000
	Internal Revenue Matching Fund	-	-	-	-	12,800,000	-		12,800,000
	Employees Arbitration Award Fund					1,125,000			1,125,000
	Transportation Trust Fund	-	-	-	-	11,500,000	-		11,500,000
	Community Facilities Trust Fund	-	-	-	-	1,185,413			1,185,413
	St. Croix Capital Improvement Fund					2,000,000			2,000,000
	Intest Earned on Debt Services Reserve	-	-	-	-	1,100,000	-		1,100,000
Total Local Fund		-	-	-	-	39,610,413	-	-	39,610,413
<u>NON-APPROPRIATED FUNDS</u>									
Local Funds									
390	Insurance Guaranty Fund	-	-	-	-	18,271,000	-		18,271,000
Total Local Funds		-	-	-	-	18,271,000	-	-	18,271,000
Federal Funds									
Total Federal Funds		-	-	-	-	-	-	-	-
GRAND TOTAL		-	-	-	-	57,881,413	-		57,881,413





# DEPARTMENT OF PROPERTY AND PROCUREMENT

Administration/Commissioner's Office  
 Fiscal and Personnel Services  
 Purchasing Division  
 Contract Administration  
 Inventory Control and Sales  
 Warehousing and Distribution  
 Transportation-Administration  
 Central Motor Pool  
 Printing Production  
 Property Management



## Department of Property and Procurement

**ORGANIZATION TYPE:** Service

### Mission Statement

The mission of the Department of Property and Procurement, as mandated by the Virgin Islands Code, is to administer a procurement system that is conducted efficiently, accurately, and fairly. This manner and quality of conduct extend to the Department's responsibilities in the areas of Property Management, Transportation Services, Warehousing and Supply Distribution, and Printing Production.

### Scope and Overview

The Department of Property and Procurement, formerly the Department of Insular Affairs, operates pursuant to Title 3 of the Virgin Islands Code Annotated Sections 212-221, Title 31, Sections 151-169, Sections 231-251 and 281-283, and all other corresponding Virgin Islands Rules and Regulations. While administering a procurement system that is fair, the Department must also exercise general control and enforcement of the laws and regulations governing the procurement and acquisition of government property, disposition of real and personal property, review of construction and professional services contracts, purchase and maintenance of the Virgin Islands Government's vehicle fleet, sale of supplies and gasoline coupons to other departments, inventory and warehousing activities, and operation of the government's Printing Office. Other support services to government Departments And Agencies pertaining to the procurement and supply services for all property and non-personal services is encompassed in Title 31, Chapter 23 of the Virgin Islands Code.

The Department is comprised of the following divisions: The Commissioner's Office, Management Information Systems, Fiscal & Personnel Services, Property & Printing, Procurement, Central Stores, and Transportation. The Divisions of Management Information Systems and Fiscal & Personnel Services fall under the auspices of the Commissioner's Office, and together they serve as supporting arms for the entire Department. In addition to its primary procurement functions, the Department of Property and Procurement has the authority, under the Virgin Islands Federal Emergency Response Plan, to administer two major emergency services: Transportation and Resource Management.

### Strategic Goals:

1. Administer a fair, efficient and effective procurement system.
2. Provide reliable and quality services
3. Provide the best value for government departments, agencies and taxpayers

### Performance Goals:

1. Improve the procurement process
2. Promote operational effectiveness
3. Reduce the cost of goods and services

## Org 60000 Administration/Commissioner's Office

### Functional Statement

The Office of the Commissioner supervises all programs under its jurisdiction and provides overall administrative support and guidance to all Divisions to ensure that they are performing in accordance with the Department's mandates.

## Org 60010 Fiscal & Personnel Services

### **Functional Statement**

The Division of Fiscal and Personnel Services serves as the Department's guide in the area of finance and personnel management. This activity center acts as a support arm to all of the other divisions within the Department of Property and Procurement to ensure that all financial and personnel needs and services are met in accordance with the Department's mandates.

## Org 60100 Purchasing Division

### **Functional Statement**

The Purchasing Division contracts for the acquisition of materials, supplies, equipment and services through the most economical methods.

## Org 60120 Contract Administration

### **Functional Statement**

The Contract Administration Unit oversees the contracting process; from the formation of a properly negotiated and executed contract to project completion. All discrepancies, claims and contractual disputes are resolved in this division.

## Org 60220 Inventory Control and Sales

### **Functional Statement**

The Inventory Control and Sales Unit oversees all warehousing operations of the Government of the Virgin Islands in accordance with Title 31, Section 244, VIC. This unit purchases at a bulk rate and stores equipment and supplies for resale to other Virgin Islands Government Departments and Agencies.

## Org 60230 Warehousing Distribution

### **Functional Statement**

The Warehouse and Distribution Unit is responsible for the warehousing and maintenance of all supplies, materials and equipment for the Government of the Virgin Islands.

## Org 60300 Transportation-Administration

### **Functional Statement**

The Transportation Unit supervises the operations of Motor Pool facilities in the Territory, which includes the acquisition, assignment, disposal, identification, maintenance, repair and storage of all vehicles.

## Org 60310 Central Motor Pool

### **Functional Statement**

The Central Motor Pool oversees the automotive functions of the V.I. Government's motor pool, which includes repairing, maintaining, storing and refueling all motor vehicles within the Executive Branch.

## Org 60410 Printing Production

### **Functional Statement**

The Printing Production Unit provides the central printing and duplicating services for the Executive Branch. It designs prescribed forms, stationery, and other printed materials, pursuant to title 31, Section 232 (5) of the V.I. Code.

## Org 60540 Property Management

### **Functional Statement**

The Property Management Unit manages all property leased by the Government of the Virgin Islands to non-government tenants, and administers the Comprehensive Risk Management Program.

DEPARTMENT OF PROPERTY & PROCUREMENT  
Departmental Financial Summary  
By Budget Category

	FY2014 Expenditure	FY2015 Grant Award	FY 2015 Appropriation/ Grant Award Received	FY2016 Projection
APPROPRIATED FUNDS				
GENERAL FUND				
PERSONNEL SERVICES	1,780,923	-	1,815,313	1,814,472
FRINGE BENEFITS	739,220	-	735,748	804,091
SUPPLIES	154,808	-	85,000	35,000
OTHER SERVICES	544,784	-	342,617	188,021
UTILITY	464,629	-	485,000	345,000
TOTAL FUND- GENERAL FUND	3,684,364	-	3,463,678	3,186,584
PERSONNEL SERVICES	107,161	-	94,299	94,299
FRINGE BENEFITS	42,976	-	44,083	48,936
TOTAL FUND- INDIRECT COST	150,137	-	138,382	143,235
PERSONNEL SERVICES	740,860	-	967,407	958,522
FRINGE BENEFITS	313,738	-	422,476	327,458
SUPPLIES	230,477	-	160,000	300,000
OTHER SERVICES	588,121	-	926,268	809,472
UTILITY	52,264	-	100,000	50,000
TOTAL FUND- BUSINESS & COMMERCIAL PROPERTY	1,925,460	-	2,576,151	2,445,452
TOTAL APPROPRIATED FUNDS	5,759,961	-	6,178,212	5,775,271
NON-APPROPRIATED FUNDS				
LOCAL FUNDS				
PERSONNEL SERVICES	-	-	-	-
FRINGE BENEFITS	-	-	-	-
SUPPLIES	4,403,595	-	4,028,426	4,313,192
OTHER SVS. & CHGS.	711,636	-	688,795	667,165
UTILITIES	-	-	-	-
CAPITAL OUTLAYS	-	-	-	-
TOTAL LOCAL FUNDS	5,115,231	-	4,717,221	4,980,357
FEDERAL FUNDS				
PERSONNEL SERVICES	-	-	-	-
FRINGE BENEFITS	-	-	-	-
SUPPLIES	-	-	-	-
OTHER SVS. & CHGS.	-	-	-	-
UTILITIES	-	-	-	-
CAPITAL OUTLAYS	-	-	-	-
TOTAL FEDERAL FUNDS	-	-	-	-
TOTAL NON-APPROPRIATED FUNDS	5,115,231	-	4,717,221	4,980,357
GRAND TOTAL	10,875,192	-	10,895,433	10,755,628

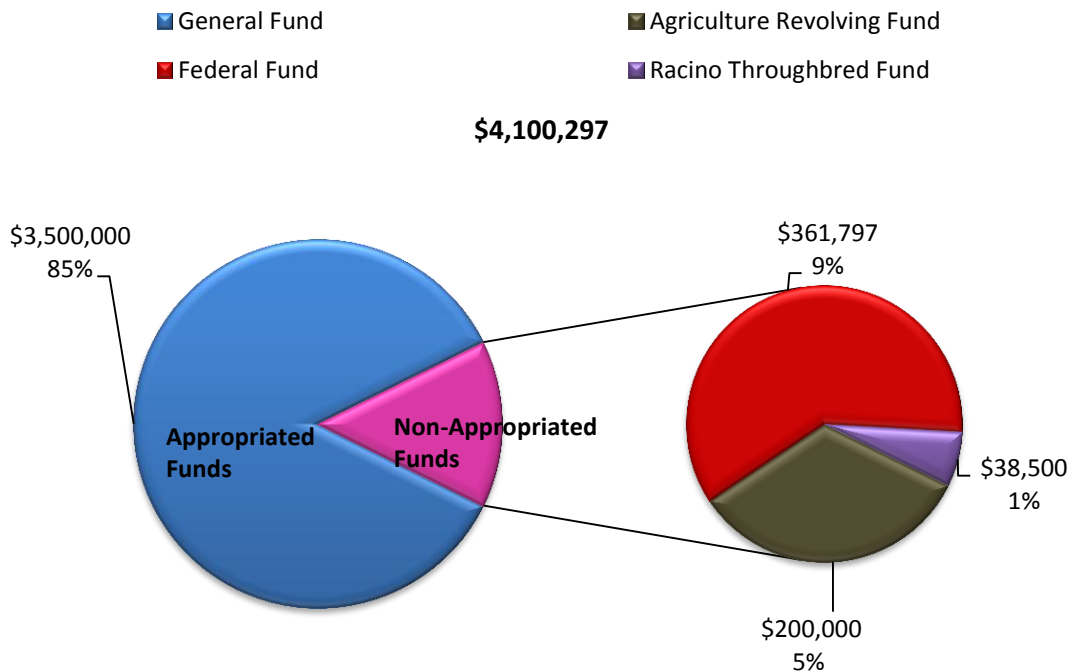
DEPARTMENT OF PROPERTY & PROCUREMENT  
Financial Summary  
Fiscal Year 2016 Governor's Recommendation  
All Funds - By Activity Center

		Personnel Services	Fringe Benefits	Supplies	Other Svcs. Chrgs.	Utilities	Capital Outlays	Miscellaneous	Total
APPROPRIATED FUNDS									
GENERAL FUND									
60000	ADMINISTRATION	590,159	225,064	35,000	188,021	345,000	-	-	1,383,244
60010	FISCAL/PERSONNEL	127,200	58,197	-	-	-	-	-	185,397
60100	PURCHASING	86,708	45,323	-	-	-	-	-	132,031
60120	CONTRACT ADMINISTRATIO	116,910	55,259	-	-	-	-	-	172,169
60230	WAREHOUSING & DISTRIBU	246,784	112,859	-	-	-	-	-	359,643
60300	ADMINISTRATION	112,000	41,984	-	-	-	-	-	153,984
60310	CENTRAL MOTOR POOL	291,200	137,169	-	-	-	-	-	428,369
60320	CENTRAL MAIL SERVICES	42,525	23,863	-	-	-	-	-	66,388
60410	PRINTING PRODUCTION	200,986	104,373	-	-	-	-	-	305,359
TOTAL GENERAL FUND		1,814,472	804,091	35,000	188,021	345,000	-	-	3,186,584
INDIRECT COST									
60120	CONTRACT ADMINISTRATIO	65,140	34,762	-	-	-	-	-	99,902
60540	PROPERTY MANAGEMENT	29,159	14,174	-	-	-	-	-	43,333
TOTAL INDIRECT COST		94,299	48,936	-	-	-	-	-	143,235
BUSINESS & COMMERCIAL PROPERTY									
60000	ADMINISTRATION	213,160	101,876	300,000	809,472	50,000	-	-	1,474,508
60540	PROPERTY MANAGEMENT	745,362	225,582	-	-	-	-	-	970,944
TOTAL BUSINESS & COMMERCIAL PROPERTY		958,522	327,458	300,000	809,472	50,000	-	-	2,445,452
TOTAL APPROPRIATED FUNDS		2,867,293	1,180,485	335,000	997,493	395,000	-	-	5,775,271
NON-APPROPRIATED FUNDS									
LOCAL FUNDS									
60230	WAREHOUSE & DISTRIBUTI	-	-	386,671	150,000	-	-	-	536,671
60310	CENTRAL MOTOR POOL	-	-	512,568	105,000	-	-	-	617,568
60410	PRINTING PRODUCTION	-	-	15,000	412,165	-	-	-	427,165
60613	GASOLINE COUPON FUND	-	-	3,398,953	-	-	-	-	3,398,953
TOTAL LOCAL FUNDS		-	-	4,313,192	667,165	-	-	-	4,980,357
TOTAL NON-APPROPRIATED		-	-	4,313,192	667,165	-	-	-	4,980,357
GRAND TOTAL		2,867,293	1,180,485	4,648,192	1,664,658	395,000	-	-	10,755,628



# DEPARTMENT OF AGRICULTURE

Administration  
 Agriculture Development  
 Horticulture  
 Heavy Equipment  
 Building and Grounds Maintenance  
 Forestry Water and Soil Conservation  
 Abattoir  
 Veterinary Health  
 Marketing



## Department of Agriculture

**ORGANIZATION TYPE:** Service, Regulatory and Enforcement

### Mission Statement

The mission of the Virgin Islands Department of Agriculture is to develop, support, and promote an economically profitable agriculture industry in the U.S. Virgin Islands, while protecting consumers and the environment.

### Scope and Overview

The Virgin Islands Department of Agriculture (VIDOA) was created pursuant to Title 3, Chapter 17, Section 291. Act No. 5265 repealed this section and established the Department of Economic Development and Agriculture (ED &A). In 1995, Act No. 5265, as amended by Act No. 6070 abolished the Department of Economic Development and Agriculture and created two separate entities; The Department of Agriculture and the Department of Tourism.

### Strategic Goals:

1. Sustain farmers' outreach initiatives
2. Increase and maintain infrastructure
3. Cultivate healthy communities
4. Support agriculture-based businesses

### Performance Goals:

1. Develop and strengthen local, regional, national and international networks
2. Promote the preservation and conservation of farmland, forested areas and natural resources
3. Promote the benefits of locally produced agricultural products
4. Encourage agriculture-based business enterprises

## Org 83000 Administration

### Functional Statement

The Administration Division provides a wide range of support services, including fiscal and general administrative services, employee and management services, and information processing services. The Division also assists the Department's managers in delivering essential programs and services to the Territory's agricultural industry and non-farm constituents.

The Administration Division, headed by the Director of Administration and Management, serves as the human resources arm of the Department and handles all revenue collections and disbursement of funds at the Virgin Islands Department of Agriculture. This Division monitors land leases and accepts job orders to be performed by the Agricultural Development Division.

## Org 83010 Agriculture Division

### Functional Statement

The Agriculture Development unit provides land preparation services such as plowing, harrowing, banking, bulldozing, grass and brush cutting, and hay production. It also assists local farmers in food production.



## Org 83020 Horticulture

### **Functional Statement**

The Horticulture division is responsible for providing technical advice, seedlings, seeds, saplings, fruit trees and agricultural chemicals to the farming public.

## Org 83030 Heavy Equipment Maintenance

### **Functional Statement**

The Heavy Equipment Unit maintains automotive and heavy equipment used in the preparation of land for farmers.

The Heavy Equipment Maintenance Unit manages the garage housed on the grounds of the Department. The Unit consists of a supervisor and a staff of mechanics, welders and tire-repair personnel who respond in a timely manner to mechanical problems that occur in the field during operations of heavy equipment in the process of land clearing and/or preparation. The Unit services and maintains equipment used for bulldozing, grass cutting, plowing, harrowing, banking, posthole digging, raking, tilling, hay baling, and water delivery for and with farmers. The Unit plays a vital and timely role in getting farmers' land prepared—from sowing to harvest.

## Org 83040 Building and Grounds Maintenance

### **Functional Statement**

Building and Grounds Maintenance provides general maintenance to all buildings, physical plants and grounds occupied by the Department.

Maintenance includes, but is not limited to, grass-cutting and pruning of trees/shrubbery. In addition to the garage and abattoir, the Unit maintains the Farmers' Markets in Estate La Reine, Frederiksted and Christiansted. Plumbing installations and repairs on the grounds and in the Community Garden are significant phases in the water distribution program as the lack of water is a major limiting factor to food production.

## Org 83100 Forestry Water and Soil Conservation – Administration EDA

### **Functional Statement**

The Forestry Water and Soil Conservation unit constructs and renovates terraces, earthen dams and spillways, and clears land. Additionally, the coordination of forest resources occurs in this division. The Urban and Community Forestry Assistance Project assists in managing forest reserves in conjunction with the Forest Stewardship Program.

## Org 83200 Abattoir Services Division

### **Functional Statement**

The Abattoir Division protects consumers' rights to wholesome meat products through slaughtering activities under the supervision of the United States Department of Agriculture (USDA) Food Safety Inspection Service (FSIS).

## Org 83210 Veterinary Services

### **Functional Statement**

The Veterinary Services unit was established to safeguard the Virgin Islands from animal disease outbreaks by providing animal health care to livestock farmers at a minimum cost.

DEPARTMENT OF AGRICULTURE  
Departmental Financial Summary  
By Budget Category

	FY2014 Expenditure	FY2015 Grant Award	FY 2015 Appropriation/ Grant Award Received	FY2016 Projection
APPROPRIATED FUNDS				
GENERAL FUND				
PERSONNEL SERVICES	1,614,627	-	1,605,144	1,618,116
FRINGE BENEFITS	782,156	-	796,471	835,093
SUPPLIES	-	-	213,793	304,647
OTHER SERVICES	-	-	235,000	177,144
UTILITY	129,446	-	149,592	160,000
CAPITAL PROJECTS	-	-	-	405,000
TOTAL FUND- GENERAL FUND	2,526,229	-	3,000,000	3,500,000
TOTAL APPROPRIATED FUNDS	2,526,229	-	3,000,000	3,500,000
NON-APPROPRIATED FUNDS				
LOCAL FUNDS				
PERSONNEL SERVICES	-	-	-	-
FRINGE BENEFITS	-	-	-	-
SUPPLIES	260,320	-	228,000	178,500
OTHER SVS. & CHGS.	54,439	-	40,000	60,000
UTILITIES	-	-	-	-
CAPITAL OUTLAYS	4,873	-	2,000	-
TOTAL LOCAL FUNDS	319,632	-	270,000	238,500
FEDERAL FUNDS				
PERSONNEL SERVICES	47,105	95,360	-	95,360
FRINGE BENEFITS	21,630	47,419	-	42,663
SUPPLIES	25,033	58,990	-	41,718
OTHER SVS. & CHGS.	225,158	110,141	-	180,056
UTILITIES	-	-	-	-
CAPITAL OUTLAYS	1,251,189	2,000	-	2,000
TOTAL FEDERAL FUNDS	1,570,115	313,910	-	361,797
TOTAL NON-APPROPRIATED FUNDS	1,889,747	313,910	270,000	600,297
GRAND TOTAL	4,415,976	313,910	3,270,000	4,100,297

DEPARTMENT OF AGRICULTURE  
Financial Summary  
Fiscal Year 2016 Governor's Recommendation  
All Funds - By Activity Center

		Personnel Services	Fringe Benefits	Supplies	Other Svcs. Chrgs.	Utilities	Capital Outlays	Miscellaneous	Total
APPROPRIATED FUNDS									
GENERAL FUND									
83000	ADMINISTRATION	563,378	240,456	304,647	177,144	160,000	-	-	1,445,625
83010	AGRICULTURE DEVELOPMEN	205,077	110,186	-	-	-	-	-	315,263
83020	HORTICULTURE	204,489	131,309	-	-	-	-	-	335,798
83030	HEAVY EQUIPMENT	89,322	44,232	-	-	-	-	-	133,554
83040	BUILDING & GROUND MAIN	22,106	11,954	-	-	-	-	-	34,060
83100	ADMINISTRATION EDA	75,673	51,551	-	-	-	-	-	127,224
83200	ABBATOIR	340,909	186,478	-	-	-	405,000	-	932,387
83210	VETERINARY HEALTH	117,162	58,927	-	-	-	-	-	176,089
TOTAL GENERAL FUND		1,618,116	835,093	304,647	177,144	160,000	405,000	-	3,500,000
TOTAL APPROPRIATED FUNDS		1,618,116	835,093	304,647	177,144	160,000	405,000	-	3,500,000
NON-APPROPRIATED FUNDS									
LOCAL FUNDS									
83000	ADMINISTRATION	-	-	3,500	53,000	-	-	-	56,500
83010	AGRICULTURAL DEVELOPME	-	-	175,000	7,000	-	-	-	182,000
TOTAL LOCAL FUNDS		-	-	178,500	60,000	-	-	-	238,500
FEDERAL FUNDS									
83100	ADMINISTRATION EDA	95,360	42,663	41,718	180,056	-	2,000	-	361,797
TOTAL FEDERAL FUNDS		95,360	42,663	41,718	180,056	-	2,000	-	361,797
TOTAL NON-APPROPRIATED		95,360	42,663	220,218	240,056	-	2,000	-	600,297
GRAND TOTAL		1,713,476	877,756	524,865	417,200	160,000	407,000	-	4,100,297

Government of the Virgin Islands  
Listing of Federal Grants - 2016

CFDA NO.	GOVERNMENT ENTITY Federal Grantor Grant Description <i>Type of Assistance</i>	MATCH RATIO FEDERAL/LOCAL or 100% FEDERAL	FY 2014 ACTUAL Expenditure	FY 2015 ESTIMATED Award	FY 2016 PROJECTED Award	LOCAL MATCH FUNDS	GRANT PERIOD
<b>ORG 830 DEPARTMENT OF AGRICULTURE</b>							
<b>U.S. Department of Agriculture</b>							
10.025	PLANT AND ANIMAL DISEASE, PEST CONTROL, AND ANIMAL CARE <i>PROJECT</i>	100%	99,448	126,413	95,001	-	06/21/12-03/31/16
10.170	SPECIALTY CROP BLOCK GRANT PROGRAM-FARM BILL <i>PROJECT</i>	100%	29,985	-	-	-	09/30/12-09/30/14
10.664	COOPERATIVE FORESTRY ASSISTANCE <i>FORMULA / PROJECT</i>	100%	92,923	90,202	135,000	-	08/31/15-09/30/16
10.676	FOREST LEGACY PROGRAM <i>PROJECT- FLP</i>	100%	1,281,085	26,634	31,634	-	08/24/12-09/30/16
10.678	FOREST STEWARDSHIP PROGRAM <i>PROJECT - FSP</i>	100%	58,247	70,661	100,162	-	08/24/12-09/30/16
	<b>Sub-Total</b>		<b>1,561,688</b>	<b>313,910</b>	<b>361,797</b>	-	
<b>U.S. Department of the Interior</b>							
15.631	PARTNERS FOR FISH AND WILDLIFE <i>COOPERATIVE AGREEMENTS</i>	100%	8,427	-	-	-	09/01/11-09/01/14
	<b>Sub-Total</b>		<b>8,427</b>	-	-	-	
	<b>TOTAL ORG 830 DEPARTMENT OF AGRICULTURE</b>		<b>1,570,115</b>	<b>313,910</b>	<b>361,797</b>	-	



## PUBLIC SAFETY



**Bureau of Corrections**

**Virgin Islands Fire Services**

**Virgin Islands Police Department**

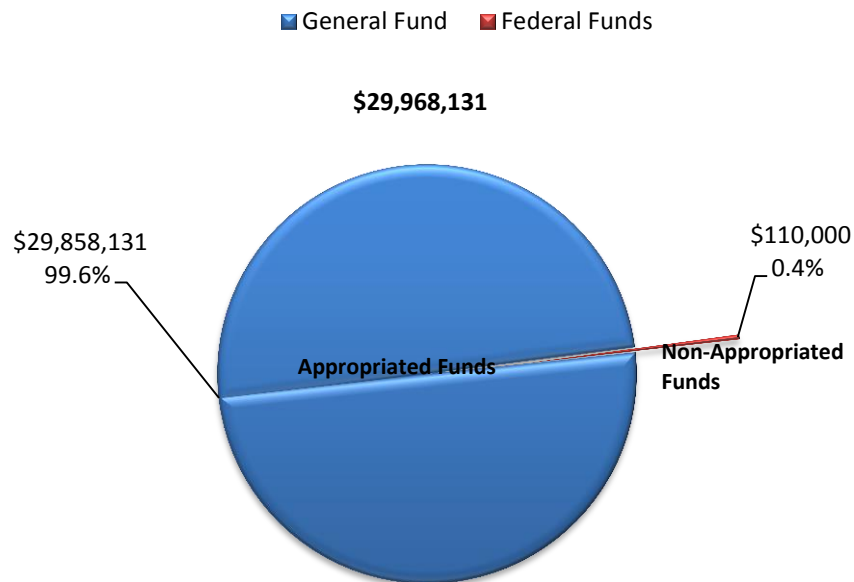
➤ **Law Enforcement Planning Commission**

**Department of Planning and Natural Resources**



# BUREAU OF CORRECTIONS

Administration  
Administrative Services  
Institutional Facilities STT/STX  
Health Services STT/STX  
Program & Treatment STT/STX



## Bureau of Corrections

**ORGANIZATION TYPE:** Service, Enforcement and Social

### Mission Statement

The mission of the Bureau of Corrections (Bureau) is to provide proper care and supervision of all offenders under its jurisdiction while assisting as appropriate their re-entry into society, protect the public and ensure the safety of the Bureau of Corrections personnel.

### Scope and Overview

Under the supervision of the Director, the Bureau of Corrections shall provide security, custody and rehabilitation to correctional inmates.

### Strategic Goals:

1. Constantly improve security at our institutions utilizing correctional best practices
2. Provide positive opportunities for inmates' successful re-entry into the community
3. Meet all constitutional standards for correctional institutions thereby extinguishing all Consent Decrees
4. Improve and maintain institutional infrastructures

### Performance Goals:

1. Provide maximum strength of Correctional Officer forces
2. Promote operational effectiveness
3. Foster and promote change in inmate behavior
4. Reduce recidivism rate
5. Meet and maintain minimum standard rules for the treatment of offenders
6. Provide access to health care
7. Promote healthy living habits
8. Provide referrals beyond the Bureau's available resources
9. Promote programming that will reduce the recidivism rate of offenders
10. Increase the academic grade level of inmates
11. Assure offenders their constitutional rights

## Org 15000 Office of the Director —Administration

### Functional Statement

The Office of the Director – Administration manages and administers the policies, rules and regulations of the Bureau and obtains the necessary personnel, equipment, training, funding and other resources necessary to promote efficient operations of the Bureau.

## Org 15100 Operations—Administrative Services

### **Functional Statement**

The Operations Division is responsible for all human resources, payroll, property and fiscal functions and provides administrative support to overall operations of the Bureau.

## Org 15200 Institutional—Institutional Facilities

### **Functional Statement**

The Institutional Facilities Division is responsible for protecting society by providing a controlled, secure, safe, humane, productive and rehabilitative environment for those inmates and detainees assigned to our custody.

## Org 15210 Institutional—Health Services

### **Functional Statement**

The Institutional – Health Services Division provides limited medical, dental and mental health services to inmates and detainees assigned to our custody.

## Org 15220 Institutional—Program & Treatment

### **Functional Statement**

The Institutional – Program & Treatment Division maintains and oversees rehabilitative programs for offenders to enhance the success of their re-entry into society.



BUREAU OF CORRECTION  
Departmental Financial Summary  
By Budget Category

	FY2014 Expenditure	FY2015 Grant Award	FY 2015 Appropriation/ Grant Award Received	FY2016 Projection
APPROPRIATED FUNDS				
GENERAL FUND				
PERSONNEL SERVICES	14,023,425	-	11,585,333	11,203,183
FRINGE BENEFITS	4,334,362	-	4,561,622	5,158,918
SUPPLIES	1,247,477	-	1,038,000	925,520
OTHER SERVICES	6,297,436	-	7,843,298	10,070,510
UTILITY	2,075,150	-	2,500,000	2,500,000
CAPITAL PROJECTS	132,266	-	-	-
TOTAL FUND- GENERAL FUND	28,110,116	-	27,528,253	29,858,131
TOTAL APPROPRIATED FUNDS	28,110,116	-	27,528,253	29,858,131
NON-APPROPRIATED FUNDS				
FEDERAL FUNDS				
PERSONNEL SERVICES	-	100,354	-	102,183
FRINGE BENEFITS	-	7,677	-	7,817
SUPPLIES	11,452	-	-	-
OTHER SVS. & CHGS.	625	-	-	-
UTILITIES	54,000	-	-	-
CAPITAL OUTLAYS	-	-	-	-
TOTAL FEDERAL FUNDS	66,077	108,031	-	110,000
TOTAL NON-APPROPRIATED FUNDS	66,077	108,031	-	110,000
GRAND TOTAL	28,176,193	108,031	27,528,253	29,968,131

BUREAU OF CORRECTION  
Financial Summary  
Fiscal Year 2016 Governor's Recommendation  
All Funds - By Activity Center

		Personnel Services	Fringe Benefits	Supplies	Other Svcs. Chrgs.	Utilities	Capital Outlays	Miscellaneous	Total
APPROPRIATED FUNDS									
GENERAL FUND									
15000	ADMINISTRATION	533,463	206,858	-	-	-	-	-	740,321
15100	ADMINISTRATIVE SERVICE	688,312	315,029	-	9,400	-	-	-	1,012,741
15200	INSTITUTIONAL FACILITI	7,575,159	3,835,936	454,000	9,251,110	2,500,000	-	-	23,616,205
15210	HEALTH SERVICE	1,829,610	516,305	469,340	810,000	-	-	-	3,625,255
15220	PROGRAM & TREATMENT	576,639	284,790	2,180	-	-	-	-	863,609
TOTAL GENERAL FUND		11,203,183	5,158,918	925,520	10,070,510	2,500,000	-	-	29,858,131
TOTAL APPROPRIATED FUNDS		11,203,183	5,158,918	925,520	10,070,510	2,500,000	-	-	29,858,131
NON-APPROPRIATED FUNDS									
FEDERAL FUNDS									
15200	SCAAP	102,183	7,817	-	-	-	-	-	110,000
TOTAL FEDERAL FUNDS		102,183	7,817	-	-	-	-	-	110,000
TOTAL NON-APPROPRIATED		102,183	7,817	-	-	-	-	-	110,000
GRAND TOTAL		11,305,366	5,166,735	925,520	10,070,510	2,500,000	-	-	29,968,131

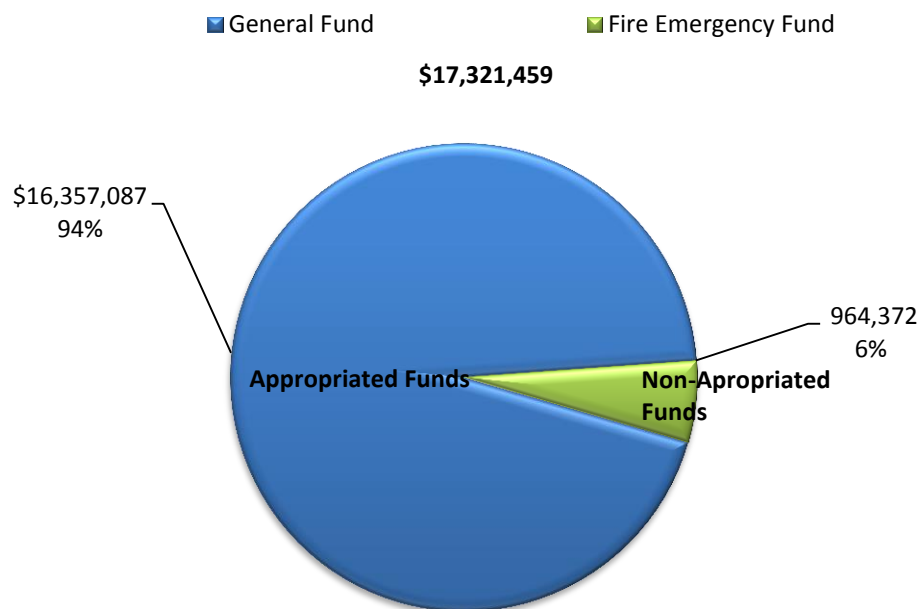
Government of the Virgin Islands  
Listing of Federal Grants - 2016

CFDA NO.	GOVERNMENT ENTITY Federal Grantor Grant Description Type of Assistance	MATCH RATIO FEDERAL/LOCAL or 100% FEDERAL	FY 2014 ACTUAL Expenditure	FY 2015 ESTIMATED Award	FY 2016 PROJECTED Award	LOCAL MATCH FUNDS	GRANT PERIOD
<b>ORG 150 BUREAU OF CORRECTIONS</b>							
	<b>U.S. Department of Justice</b>						
16.606	STATE CRIMINAL ALIEN ASSISTANCE PROGRAM DIRECT PAYMENTS FOR SPECIFIED USE - SCAAP	100%	66,077	108,031 *	110,000 *	-	10/03/13/-until expended
	<b>Sub-Total</b>		<b>66,077</b>	<b>108,031</b>	<b>110,000</b>	-	
	<b>TOTAL ORG 150 BUREAU OF CORRECTIONS</b>		<b>66,077</b>	<b>108,031</b>	<b>110,000</b>	-	
*Carry-Forward balances to cover Personnel and Fringe costs Only for FY 2015 and FY 2016.							



# VIRGIN ISLANDS FIRE SERVICE

Fire Service STT/STJ/STX  
Administration  
Arson Prevention



## Virgin Islands Fire Service

**ORGANIZATION TYPES:** Service, Administrative and Regulatory

### Mission Statement

To provide the highest level of service and protection to the people of the Virgin Islands, through public education, rapid response, inspection and the elimination of fire hazards.

### Scope and Overview

The Virgin Islands Fire Service, which was established in the Office of the Governor by Act 4206 in January of 1979, is dedicated to its mission “To protect Life and Property from Fire Related Hazards.” The strategic goal of the Agency is to protect life and property through rapid response, public education, inspections and operational efficiency. The Virgin Islands Fire Service has three (3) main areas of operations: Emergency Operations (Suppression), Arson Investigation and Prevention (Prevention), and Administration.

### Strategic Goals:

1. Ensure fire and emergency operations readiness
2. Administer and enforce all regulations pertaining to fire safety
3. Educate the public about fire prevention and fire safety

### Performance Goals:

1. Reduce fire-related incidents and elevate territorial fire-awareness
2. Mitigate all fires and special operational emergencies in the Territory
3. Improve operational efficiency
4. Reduce response time to emergencies

## Org 24000 Fire Services STT/STJ/STX

### Functional Statement

Fire Service provides emergency response and life safety education programs that help minimize loss of life and property from fires and other emergencies. The Suppression Unit is charged with responding to fire emergencies, basic medical emergencies, extrication, rescue and hazardous situations (provided by the HazMat Team).

## Org 24010 Administration

### Functional Statement

The Administration Unit is responsible for effective administration of the Agency’s financial resources, as well as for providing administrative support to all Fire personnel. In its effort to be fiscally proactive and responsible, the Unit continues to explore revenue-enhancing opportunities, such as grants to augment funds allocated from the General Fund. The Unit examines all departmental operations to ensure that resources are cost efficient.

## Org 24020 Arson Prevention

### Functional Statement

The Arson Prevention Unit conducts fire safety inspections, arson investigations and provides public education, fire drills and fire prevention training throughout the communities of St. Thomas, St. John and St. Croix.

VIRGIN ISLANDS FIRE SERVICE  
Departmental Financial Summary  
By Budget Category

	FY2014 Expenditure	FY2015 Grant Award	FY 2015 Appropriation/ Grant Award Received	FY2016 Projection
APPROPRIATED FUNDS				
GENERAL FUND				
PERSONNEL SERVICES	13,618,268	-	11,025,807	10,650,687
FRINGE BENEFITS	5,007,374	-	4,828,615	5,218,541
SUPPLIES	5,414	-	-	-
OTHER SERVICES	312,047	-	193,200	178,200
UTILITY	370,364	-	309,464	309,659
TOTAL FUND- GENERAL FUND	19,313,466	-	16,357,086	16,357,087
TOTAL APPROPRIATED FUNDS	19,313,466	-	16,357,086	16,357,087
NON-APPROPRIATED FUNDS				
LOCAL FUNDS				
PERSONNEL SERVICES	-	-	-	-
FRINGE BENEFITS	-	-	-	-
SUPPLIES	244,632	-	441,960	486,156
OTHER SVS. & CHGS.	452,367	-	455,444	478,216
UTILITIES	-	-	-	-
CAPITAL OUTLAYS	-	-	-	-
TOTAL LOCAL FUNDS	696,999	-	897,404	964,372
FEDERAL FUNDS				
PERSONNEL SERVICES	-	-	-	-
FRINGE BENEFITS	-	-	-	-
SUPPLIES	114,863	-	-	-
OTHER SVS. & CHGS.	87,261	-	-	-
UTILITIES	-	-	-	-
CAPITAL OUTLAYS	135,863	-	-	-
CAPITAL OUTLAYS	-	-	-	-
TOTAL FEDERAL FUNDS	337,987	-	-	-
TOTAL NON-APPROPRIATED FUNDS	1,034,986	-	897,404	964,372
GRAND TOTAL	20,348,452	-	17,254,490	17,321,459

VIRGIN ISLANDS FIRE SERVICE  
Financial Summary  
Fiscal Year 2016 Governor's Recommendation  
All Funds - By Activity Center

	Personnel Services	Fringe Benefits	Supplies	Other Svcs. Chrgs.	Utilities	Capital Outlays	Miscellaneous	Total
APPROPRIATED FUNDS								
GENERAL FUND								
24000 FIRE SERVICES	8,954,511	4,423,226	-	88,200	309,659	-	-	13,775,596
24010 FIRE SERVICES ADMINIST	1,008,955	467,292	-	90,000	-	-	-	1,566,247
24020 ARSON PREVENTION UNIT	687,221	328,023	-	-	-	-	-	1,015,244
TOTAL GENERAL FUND	10,650,687	5,218,541	-	178,200	309,659	-	-	16,357,087
TOTAL APPROPRIATED FUNDS	10,650,687	5,218,541	-	178,200	309,659	-	-	16,357,087
NON-APPROPRIATED FUNDS								
LOCAL FUNDS								
24010 ADMINISTRATION	-	-	486,156	478,216	-	-	-	964,372
TOTAL LOCAL FUNDS	-	-	486,156	478,216	-	-	-	964,372
TOTAL NON-APPROPRIATED	-	-	486,156	478,216	-	-	-	964,372
GRAND TOTAL	10,650,687	5,218,541	486,156	656,416	309,659	-	-	17,321,459

Government of the Virgin Islands  
Listing of Federal Grants - 2016

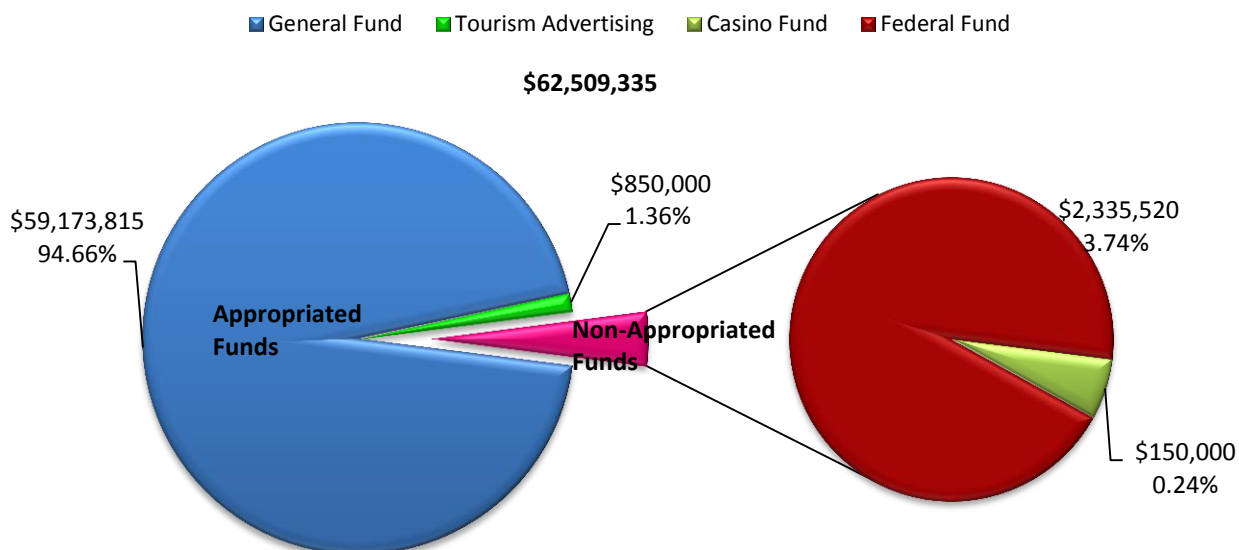
CFDA NO.	GOVERNMENT ENTITY Federal Grantor Grant Description <i>Type of Assistance</i>	MATCH RATIO FEDERAL/LOCAL or 100% FEDERAL	FY 2014 ACTUAL Expenditure	FY 2015 ESTIMATED Award	FY 2016 PROJECTED Award	LOCAL MATCH FUNDS	GRANT PERIOD
<b>ORG 240 VIRGIN ISLANDS FIRE SERVICES</b>							
<b>U.S. Department of Agriculture</b>							
10.664	COOPERATIVE FORESTRY ASSISTANCE <i>FORMULA/PROJECT</i>	100%	231,312	-	-	-	08/06/14-09/30/16
	<b>Sub-Total</b>		<b>231,312</b>	-	-	-	
<b>U.S. Department of the Interior</b>							
15.875	ECONOMIC, SOCIAL, & POLITICAL DEVELOPMENT OF THE TERRITORIES <i>DIRECT PAYMENTS WITH UNRESTRICTED USE / FORMULA / PROJECT</i>						
	<i>CAPITAL IMPROVEMENT PROGRAM</i> (1) Dorothea Fire Station Construction Project, STT	100%	106,675	-	-	-	09/19/12-08/30/17
	<b>Sub-Total</b>		<b>106,675</b>	-	-	-	
	<b>TOTAL ORG 240 VIRGIN ISLANDS FIRE SERVICES</b>		<b>337,987</b>	-	-	-	





# VIRGIN ISLANDS POLICE DEPARTMENT

Management  
 Intelligence Bureau  
 Division of Police Operations STX/STT/STJ  
 Special Operations Bureau STX/STT/STJ  
 School Security STX/STT/STJ  
 Administrative Services  
 Communications  
 Management Information System Bureau  
 Highway Safety Administration  
 Training  
 Motor Pool STX/STT/STJ



## Virgin Islands Police Department

**ORGANIZATION TYPE:** Service, Regulatory/Enforcement and Social

### Mission Statement

The mission of the Virgin Islands Police Department (VIPD) is to protect the life and property of all citizens of the Virgin Islands and to ensure a safe and secure environment.

### Scope and Overview

The VIPD was established in accordance with Title 3, Chapter 15, of the Virgin Islands Code. The Department is primarily charged with the enforcement of laws. Pursuant to Executive Order No. 312-1989, the Department is now organized into seven (7) divisions which are: Office of the Commissioner, Division of Police Operations – St. Thomas/Water Island, Division of Administration Support and Logistics, Division of Police Operations – St. Croix, Division of Highway Safety, Division of Training and Division of Police Operations – St. John.

The Department's primary emphasis is the provision of basic police services; specifically to maintain and increase police control, rapid response to incidents, calls for service, effective investigation and solution of criminal acts, and timely apprehension of criminal perpetrators.

### Strategic Goal:

1. Employ a holistic approach to combating crime through community partnership to produce a safer and healthier community

### Performance Goals:

1. Increase operational efficiency and effectiveness
2. Deter Crime
3. Patrol, enforce, and apprehend

## Org 50000 Management

### Functional Statement

The Office of the Police Commissioner ensures the proper administration of the Virgin Islands Police Department, and obtains the necessary personnel, equipment, training, funding and other resources for each component of the Department to efficiently fulfill its mandate and to provide support to police operations.

## Org 50010 Intelligence Bureau

### Functional Statement

The Intelligence Bureau is responsible for collection, processing and dissemination of intelligence data; investigation of major crimes to include white collar crime, organized crime, terrorism, subversive activity and all other cases as assigned by the Police Commissioner.

## Org 50100/50110 Division of Police Operation STX/STT/STJ

### **Functional Statement**

The Police Operation Division ensures the protection of life and property; prevents and deters crime; prevents and diminishes the fear of crime; defends public peace and tranquility; and aggressively pursues and apprehends those who violate the law.

## Org 50250/50300 Special Operations Bureau STX/STT/STJ

### **Functional Statement**

The Special Operations Bureau is responsible for patrolling, surveillance, and interdiction operations to include those focused on the fight against drug trafficking, weapons smuggling and illegal alien entry into the Territory, or the use of ports as transfer points to the U.S. mainland in conjunction with respective federal agencies.

## Org 50120 School Security STX/STT

### **Functional Statement**

The School Security unit provides security and police protection for public schools in the Territory to prevent vandalism, arrest violators and trespassers and reduce criminal incidents.

## Org 50200 Administrative Services

### **Functional Statement**

The Administrative Services unit maintains personnel, fiscal and property records, and payroll. The Unit provides administrative services and logistical support to the overall operations of the Department.

## Org 50220 Management Information Systems Bureau

### **Functional Statement**

The Management Information Systems Bureau provides a variety of information technology services to assist in the ongoing war against crime and violence in the Territory.

## Org 50320 Highway Safety Administration

### **Functional Statement**

The Highway Safety Administration administers the Highway Safety Program for compliance with federal requirements necessary to qualify for Federal Highway Safety funds.

## Org 50400 Training

### **Functional Statement**

The Training unit develops, conducts and maintains departmental training programs consistent with modern training methods and practices to increase the efficiency and productivity of both sworn and civilian personnel. It also assists other enforcement agencies with training personnel.

## Org 50500 Motor Pool STX/STT/STJ

### **Functional Statement**

The Motor Pool unit maintains and stores all vehicles of the Virgin Islands Police Department.

VIRGIN ISLANDS POLICE DEPARTMENT  
Departmental Financial Summary  
By Budget Category

	FY2014 Expenditure	FY2015 Grant Award	FY 2015 Appropriation/ Grant Award Received	FY2016 Projection
APPROPRIATED FUNDS				
GENERAL FUND				
PERSONNEL SERVICES	36,626,094	-	33,269,879	34,100,048
FRINGE BENEFITS	11,133,575	-	13,846,442	15,086,929
SUPPLIES	2,767,626	-	3,053,185	3,032,465
OTHER SERVICES	3,850,824	-	4,422,267	4,326,722
UTILITY	1,543,490	-	2,247,920	1,981,281
CAPITAL PROJECTS	179,033	-	746,370	646,370
TOTAL FUND- GENERAL FUND	56,100,641	-	57,586,063	59,173,815
PERSONNEL SERVICES	845,681	-	371,574	557,362
FRINGE BENEFITS	249,889	-	28,426	42,638
SUPPLIES	-	-	150,000	-
CAPITAL PROJECTS	-	-	300,000	250,000
TOTAL FUND- TOURISM AD REVOLVING	1,095,570	-	850,000	850,000
TOTAL APPROPRIATED FUNDS	57,196,211	-	58,436,063	60,023,815
NON-APPROPRIATED FUNDS				
LOCAL FUNDS				
PERSONNEL SERVICES	-	-	-	-
FRINGE BENEFITS	-	-	-	-
SUPPLIES	92,572	-	150,000	75,000
OTHER SVS. & CHGS.	-	-	-	-
UTILITIES	-	-	-	-
CAPITAL OUTLAYS	297,004	-	-	75,000
TOTAL LOCAL FUNDS	389,576	-	150,000	150,000
FEDERAL FUNDS				
PERSONNEL SERVICES	691,816	1,199,953	-	1,140,276
FRINGE BENEFITS	213,253	357,823	-	318,811
SUPPLIES	98,757	-	-	53,004
OTHER SVS. & CHGS.	329,585	-	-	653,429
CAPITAL OUTLAYS	378,038	-	-	170,000
TOTAL FEDERAL FUNDS	1,711,449	1,557,776	-	2,335,520
TOTAL NON-APPROPRIATED FUNDS	2,101,025	1,557,776	150,000	2,485,520
GRAND TOTAL	59,297,236	1,557,776	58,586,063	62,509,335

VIRGIN ISLANDS POLICE DEPARTMENT  
Financial Summary  
Fiscal Year 2016 Governor's Recommendation  
All Funds - By Activity Center

		Personnel Services	Fringe Benefits	Supplies	Other Svcs. Chrgs.	Utilities	Capital Outlays	Miscellaneous	Total
APPROPRIATED FUNDS									
GENERAL FUND									
50000	MANAGEMENT	2,534,622	996,547	68,200	961,823	-	-	-	4,561,191
50010	INTELLIGENCE BUREAU	536,345	223,327	25,580	85,436	-	-	-	870,688
50100	POL OPER STT/STJ NSF	13,618,110	6,095,960	377,000	588,396	877,414	400,000	-	21,956,880
50110	POLICE OPR STX	13,020,847	5,948,589	397,000	531,048	1,103,867	38,370	-	21,039,721
50120	SCHOOL SECURITY	936,198	279,660	30,000	27,500	-	-	-	1,273,358
50130	SPECIAL OPERATIONS	220,411	82,188	234,965	62,000	-	-	-	599,564
50200	SUPPORT SERVICE	1,986,378	885,554	83,000	399,420	-	-	-	3,354,351
50210	COMMUNICATIONS	102,401	82,639	100,000	195,903	-	-	-	480,943
50220	MANAGEMENT INFO SYS	314,930	144,314	55,000	716,000	-	192,500	-	1,422,744
50320	HIGHWAY SAFETY ADMINIS	92,382	36,416	2,750	71,030	-	-	-	202,578
50330	HIGHWAY SAFETY RES/STA	102,562	43,208	2,750	2,500	-	-	-	151,020
50400	TRAINING	259,519	84,997	268,158	513,863	-	-	-	1,126,537
50500	PD MOTOR POOL DIVISION	375,344	183,532	1,388,062	171,803	-	15,500	-	2,134,241
TOTAL GENERAL FUND		34,100,048	15,086,929	3,032,465	4,326,722	1,981,281	646,370	-	59,173,815
TOURISM AD REVOLVING									
50100	POL OPER STT/STJ NSF	278,681	21,319	-	-	-	125,000	-	425,000
50110	POLICE OPR STX	278,681	21,319	-	-	-	125,000	-	425,000
TOTAL TOURISM AD REVOLVING		557,362	42,638	-	-	-	250,000	-	850,000
TOTAL APPROPRIATED FUNDS		34,657,410	15,129,567	3,032,465	4,326,722	1,981,281	896,370	-	60,023,815
NON-APPROPRIATED FUNDS									
LOCAL FUNDS									
50000	MANAGEMENT	-	-	75,000	-	-	75,000	-	150,000
TOTAL LOCAL FUNDS		-	-	75,000	-	-	75,000	-	150,000
FEDERAL FUNDS									
50000	MANAGEMENT	370,000	178,613	-	-	-	-	-	548,613
50200	SUPPORT SERVICES	770,276	140,198	53,004	653,429	-	170,000	-	1,786,907
TOTAL FEDERAL FUNDS		1,140,276	318,811	53,004	653,429	-	170,000	-	2,335,520
TOTAL NON-APPROPRIATED		1,140,276	318,811	128,004	653,429	-	245,000	-	2,485,520
GRAND TOTAL		35,797,686	15,448,378	3,160,469	4,980,151	1,981,281	1,141,370	-	62,509,335

Government of the Virgin Islands  
Listing of Federal Grants - 2016

CFDA NO.	GOVERNMENT ENTITY Federal Grantor Grant Description <i>Type of Assistance</i>	MATCH RATIO FEDERAL/LOCAL or 100% FEDERAL	FY 2014 ACTUAL Expenditure	FY 2015 ESTIMATED Award		FY 2016 PROJECTED Award	LOCAL MATCH FUNDS	GRANT PERIOD
<b>ORG 500 VIRGIN ISLANDS POLICE DEPARTMENT</b>								
<b>U.S. Department of Justice</b>								
16.710	PUBLIC SAFETY PARTNERSHIP AND COMMUNITY POLICING GRANTS <i>PROJECT - COPS GRANT</i>	100%	888,967	692,433 *		548,613 *	-	06/01/12-12/31/16
	<b>Sub-Total</b>		<b>888,967</b>	<b>692,433</b>		<b>548,613</b>	-	
<b>U.S. Department of Transportation</b>								
20.218	NATIONAL MOTOR CARRIER SAFETY <i>FORMULA - MOTOR CARRIER SAFETY ASSISTANCE PROGRAM</i>	100%	-	90,436 *		350,000	-	10/01/15-09/30/17
20.600	STATE AND COMMUNITY HIGHWAY SAFETY <i>FORMULA</i>	100%	822,482	774,907 *		1,436,907	-	10/01/15-09/30/17
	<b>Sub-Total</b>		<b>822,482</b>	<b>865,343</b>		<b>1,786,907</b>	-	
	<b>TOTAL ORG 500 VIRGIN ISLANDS POLICE DEPARTMENT</b>		<b>1,711,449</b>	<b>1,557,776</b>		<b>2,335,520</b>	-	
*Carry-Forward balances to cover Personnel & Fringe costs Only for FY 2015 and FY 2016.								

## Law Enforcement Planning Commission

**ORGANIZATIONAL TYPE:** Regulatory

### Scope and Overview

The Virgin Islands Law Enforcement Planning Commission (LEPC) was established as an agency of the Government of the United States Virgin Islands, within the Virgin Islands Police Department for budgetary purposes only, subject to the jurisdiction of the Governor, and is charged with and empowered to carry out the functions and responsibilities provided for under the provisions of the Omnibus Crime Control and Safe Streets Act of 1968, the Juvenile Justice and Delinquency Prevention Act of 1974 and all acts amendatory of and supplementary thereto.

LEPC confronts criminal and delinquent activities before they escalate, and the head of the agency is empowered to advise and assist the Governor in developing policies and programs for improving the coordination, administration and effectiveness of the Criminal Justice System in the Virgin Islands. LEPC is able to accomplish its objectives by working in conjunction with a number of Government agencies, non-profit organizations, and faith-based entities.

LAW ENFORCEMENT PLANNING COMMISSION  
Departmental Financial Summary  
By Budget Category

	FY2014 Expenditure	FY2015 Grant Award	FY 2015 Appropriation/ Grant Award Received	FY2016 Projection
APPROPRIATED FUNDS				
GENERAL FUND				
PERSONNEL SERVICES	323,841	-	316,223	321,223
FRINGE BENEFITS	132,648	-	129,408	143,490
OTHER SERVICES	100,784	-	76,558	92,369
UTILITY	50,280	-	64,894	30,000
TOTAL FUND- GENERAL FUND	607,554	-	587,083	587,082
TOTAL APPROPRIATED FUNDS	607,554	-	587,083	587,082
NON-APPROPRIATED FUNDS				
FEDERAL FUNDS				
PERSONNEL SERVICES	474,525	292,200	-	212,200
FRINGE BENEFITS	298,188	118,483	-	88,860
SUPPLIES	386,870	-	-	-
OTHER SVS. & CHGS.	2,236,511	2,185,512	-	2,185,512
CAPITAL OUTLAYS	158,314	-	-	-
TOTAL FEDERAL FUNDS	3,554,408	2,596,195	-	2,486,572
ARRA FUNDS				
PERSONNEL SERVICES	45,121	-	-	-
FRINGE BENEFITS	8,627	-	-	-
SUPPLIES	-1,045	-	-	-
OTHER SVS. & CHGS.	88,849	-	-	-
UTILITIES	-	-	-	-
CAPITAL OUTLAYS	177,797	-	-	-
TOTAL ARRA FUNDS	319,349	-	-	-
TOTAL NON-APPROPRIATED FUNDS	3,873,757	2,596,195	-	2,486,572
GRAND TOTAL	4,481,311	2,596,195	587,083	3,073,654



LAW ENFORCEMENT PLANNING COMMISSION  
Financial Summary  
Fiscal Year 2016 Governor's Recommendation  
All Funds - By Activity Center

	Personnel Services	Fringe Benefits	Supplies	Other Svcs. Chrgs.	Utilities	Capital Outlays	Miscellaneous	Total
APPROPRIATED FUNDS								
GENERAL FUND								
52100 ADMINISTRATION	226,223	96,390	-	92,369	30,000	-	-	444,982
52110 MANAGEMENT INFO SYSTEM	40,000	21,439	-	-	-	-	-	61,439
52120 VICTIM/WITNESS	55,000	25,661	-	-	-	-	-	80,661
TOTAL GENERAL FUND	321,223	143,490	-	92,369	30,000	-	-	587,082
TOTAL APPROPRIATED FUNDS	321,223	143,490	-	92,369	30,000	-	-	587,082
NON-APPROPRIATED FUNDS								
FEDERAL FUNDS								
52100 ADMINISTRATION	212,200	88,860	-	2,185,512	-	-	-	2,486,572
TOTAL FEDERAL FUNDS	212,200	88,860	-	2,185,512	-	-	-	2,486,572
ARRA FUNDS								
52100 ADMINISTRATION	-	-	-	-	-	-	-	-
TOTAL ARRA FUNDS	-	-	-	-	-	-	-	-
TOTAL NON-APPROPRIATED	212,200	88,860	-	2,185,512	-	-	-	2,486,572
GRAND TOTAL	533,423	232,350	-	2,277,881	30,000	-	-	3,073,654

Government of the Virgin Islands  
Listing of Federal Grants - 2016

CFDA NO.	GOVERNMENT ENTITY Federal Grantor Grant Description Type of Assistance	MATCH RATIO FEDERAL/LOCAL or 100% FEDERAL	FY 2014 ACTUAL Expenditure	FY 2015 ESTIMATED Award	FY 2016 PROJECTED Award	LOCAL MATCH FUNDS	GRANT PERIOD
<b>ORG 520 LAW ENFORCEMENT PLANNING COMMISSION</b>							
<b>U.S. Department of Justice</b>							
16.523	JUVENILE ACCOUNTABILITY BLOCK GRANTS <i>FORMULA / PROJECT - JABG</i>	100%	69,730	109,623 *	-	-	07/01/13-06/30/16
16.540	JUVENILE JUSTICE AND DELINQUENCY PREVENTION- ALLOCATION TO STATES <i>FORMULA / PROJECT - STATE FORMULA GRANTS</i>	100%	65,306	150,976	150,976	-	10/01/15-09/30/20
16.548	TITLE V-DELINQUENCY PREVENTION PROGRAM <i>FORMULA</i>	100%	20,578	-	-	-	10/01/10-09/30/15
16.550	STATE JUSTICE STATISTICS PROGRAM FOR STATISTICAL ANALYSIS CENTER <i>COOPERATIVE AGREEMENTS - SACs</i>	100%	-	60,000	60,000	-	08/01/16-07/31/17
16.554	NATIONAL CRIMINAL HISTORY IMPROVEMENT PROGRAM <i>COOPERATIVE AGREEMENTS - NCHIP</i>	100%	-	150,000	150,000	-	10/01/15-09/30/16
16.575	CRIME VICTIM ASSISTANCE <i>FORMULA</i>	100%	890,263	640,248	640,248	-	10/01/15-09/30/19
16.588	VIOLENCE AGAINST WOMEN FORMULA GRANTS <i>FORMULA - STOP VIOLENCE AGAINST WOMEN FORMULA GRANTS</i>	100%	1,047,925	635,453	635,453	-	07/01/16-06/30/18
16.593	RESIDENTIAL SUBSTANCE ABUSE TREATMENT FOR STATE PRISONERS <i>FORMULA - RSAT</i>	100%	45,272	40,000	40,000	-	10/01/15-09/30/19
16.727	ENFORCING UNDERAGE DRINKING LAWS PROGRAM <i>PROJECT</i>	100%	325,563	-	-	-	06/01/11-09/30/15

Government of the Virgin Islands  
Listing of Federal Grants - 2016

CFDA NO.	GOVERNMENT ENTITY Federal Grantor Grant Description Type of Assistance	MATCH RATIO FEDERAL/LOCAL or 100% FEDERAL	FY 2014 ACTUAL Expenditure	FY 2015 ESTIMATED Award	FY 2016 PROJECTED Award	LOCAL MATCH FUNDS	GRANT PERIOD
16.735	PREA PROGRAM: DEMONSTRATION PROJECTS TO ESTABLISH "ZERO TOLERANCE" CULTURES FOR SEXUAL ASSAULT IN CORRECTIONAL FACILITIES <i>PROJECT - PRISON RAPE ELIMINATION ACT (PREA)</i>	100%	-	36,000	36,000	-	10/01/15-09/30/16
16.738	EDWARD BYRNE MEMORIAL JUSTICE ASSISTANCE GRANT PROGRAM <i>FORMULA / PROJECT - BYRNE JAG PROGRAM</i>	100%	1,089,771	700,000	700,000	-	10/01/15-09/30/19
16.750	SUPPORT FOR ADAM WALSH ACT IMPLEMENTATION GRANT PROGRAM <i>PROJECT - ADAM WALSH ACT</i>	100%	-	73,895	73,895	-	08/01/16-07/31/19
	<b>Sub-Total</b>		<b>3,554,408</b>	<b>2,596,195</b>	<b>2,486,572</b>	<b>-</b>	
	<b>TOTAL ORG 520 LAW ENFORCEMENT PLANNING COMMISSION</b>		<b>3,554,408</b>	<b>2,596,195</b>	<b>2,486,572</b>	<b>-</b>	
*Carry-Forward balances to cover Personnel & Fringe cost Only for FY 2015.							

Government of the Virgin Islands  
Listing of ARRA Federal Grants - 2016

CFDA NO.	GOVERNMENT ENTITY Federal Grantor Grant Description Type of Assistance	MATCH RATIO FEDERAL/LOCAL or 100% FEDERAL	FY 2014 ACTUAL Expenditure	FY 2015 ESTIMATED Award	FY 2016 PROJECTED Award	LOCAL MATCH FUNDS	GRANT PERIOD
ORG 520 LAW ENFORCEMENT PLANNING COMMISSION							
U.S. Department of Justice							
16.803	EDWARD BYRNE MEMORIAL JUSTICE ASSISTANCE GRANT PROGRAM FORMULA / PROJECT - JAG	100%	319,349	-	-	-	03/01/09-02/28/14
	Sub-Total		319,349	-	-	-	
	TOTAL ORG 520 LAW ENFORCEMENT PLANNING COMMISSION		319,349	-	-	-	

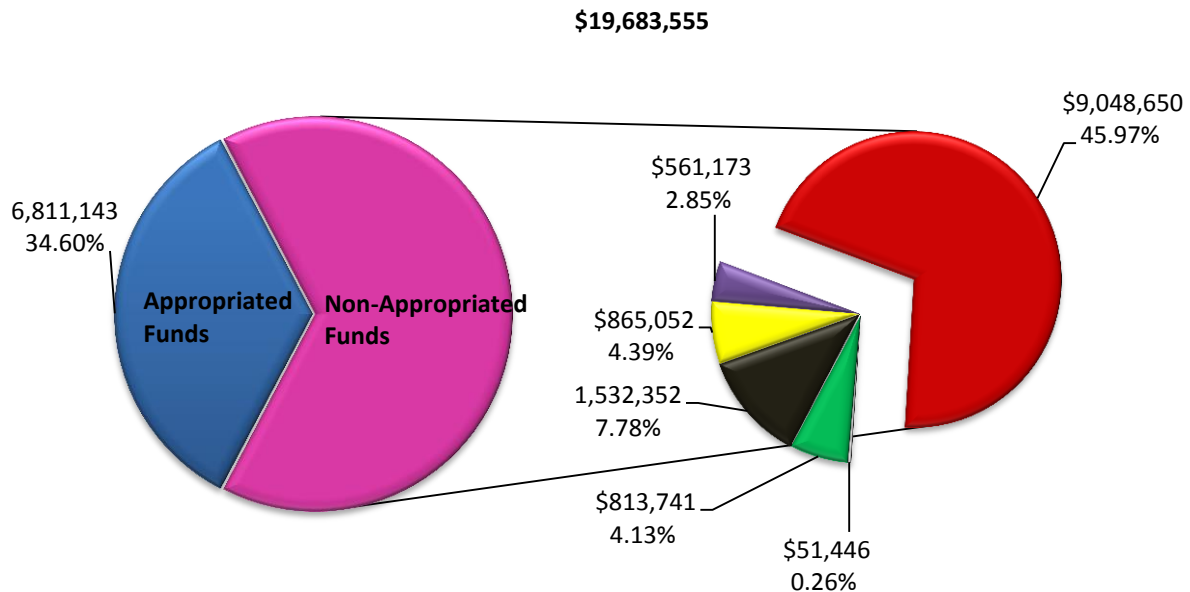


# DEPARTMENT OF PLANNING AND NATURAL RESOURCES

Business and Administration Services  
 Enforcement  
 Permits Administration STT/STJ/STX & Permits Inspection  
 Coastal Zone Management  
 Comprehensive and Coastal Zone Planning  
 Division of Archaeology and Historic Preservation  
 Museums  
 Libraries and Administration & LSCA/LSTA  
 Division of Fish and Wildlife  
 Environmental Protection  
 Virgin Islands Cultural Heritage Institute



■ General Fund	■ Air Pollution Fund	■ Fish and Wildlife Fund
■ Federal Fund	■ Departmental Indirect Cost	■ Coastal Protection Fund
■ CZM Program Income Fund	■ Natural Resources Recla.	



## Department of Planning and Natural Resources

**ORGANIZATION TYPE:** Regulatory

### Mission Statement

The mission of the Department of Planning and Natural Resources is to protect, maintain, and manage the natural and cultural resources of the Virgin Islands through proper coordination of economic and structural development with local, federal, and non-governmental organizations, for the benefit of present and future generations that they will live safer, fuller lives in harmony with their environment and cultural heritage.

### Scope and Overview

The Department of Planning and Natural Resources was established by Act No. 5265 signed into law June 24, 1987. It administers and enforces all laws pertaining to the preservation of fish and wildlife, trees and vegetation, and water resources, including the protection of safe drinking water, air, water pollution, oil pollution, flood control, sewers and sewage disposal. The Department also monitors and regulates compliance for mineral and other natural resources, in addition to preservation of the archaeological, architectural, cultural and historical resources. Additionally, it administers and requires adherence to laws pertaining to growth and development in the coastal zone, coastal lands and offshore islands and cays. It also oversees the compliance of boat registration; mooring and anchoring of vessels within the territorial waters; land survey and land sub-division; development and building permits and code enforcement; earth change permits in the first and second tiers; and zoning administration.

The Department is also responsible for formulating long-range comprehensive and functional development plans for the human, economic and physical resources of the Territory. It is also authorized to promote, support, implement, maintain, and coordinate library information services and museums on a territory-wide basis. In addition, it has to preserve the archives of the Virgin Islands, in conjunction with the official Archive Council, and record other items having sufficient historical value for the educational, social, economic, physical and cultural well-being of the Territory.

### Strategic Goals:

1. To develop and implement integrated systems for sustainable development
2. To administer and facilitate compliance with all environmental laws, rules and regulations
3. To maximize synergies that will promote the preservation of our cultural and historic resources

### Performance Goals:

1. Efficiently provide the department's mandated services
2. Facilitate sustainable development

## Org 80051/80110/80120/80054 Business and Administrative Services

### Functional Statement

The Business and Administrative Services Division is responsible for all fiscal matters pertaining to budgeting, personnel, payroll, revenue collection, and other fiscal matters involving General, federal, and other special funds.

## Org 80130 Enforcement

### **Functional Statement**

Enforcement serves as obligatory arm of the Department. Its primary function is to enforce all environmental, boating safety and permitting laws of the United States Virgin Islands and to protect, conserve and preserve the natural resources of the Territory. Its secondary functions are to support the philosophy of “zero tolerance” to illegal drugs by assisting when called upon by federal and local enforcement agencies to participate in joint initiatives aimed at eradicating illegal drugs within the USVI borders; the enforcement of Homeland Security duties through land and marine patrols focused at preventing terrorist attacks aimed at crippling the Territory’s economy; and finally, the enforcement of federal fisheries laws as stipulated in the “Joint Enforcement Agreement”.

## Org 80200/80210/80220 Permits Administration STT/STJ/STX and Permits Inspection

### **Functional Statement**

The Permits Inspection Unit reviews and issues various types of permits: building, plumbing, electrical, demolition, mechanical and occupancy for the construction of new or existing residential, commercial, or any other type of structure that will be occupied or used by an individual, family, or group. It also inspects all construction activity throughout the Territory to ensure minimum local and national building code compliance.

## Org 80400 Coastal Zone Management

### **Functional Statement**

The Coastal Zone Management (CZM) Program, pursuant to Act No. 4248, Title 12, Chapter 21, Section 903 (b), Virgin Islands Code, serves to protect, maintain, preserve and where feasible, enhance and restore the quality of the environment in the coastal zone (including the trust lands and other submerged and filled lands of the Virgin Islands), and the natural and manmade resources therein; and promote economic development and growth in the coastal zone. The Coastal Zone Management Program also permits and regulates all development within the first tier of the coastal zone; develops, manages and promotes the St. Croix East End Marine Park; oversees the negotiation and implementation of submerged and filled land leases; and assists in the protection of marine environments, particularly coral reefs, via implementation of erosion and sedimentation control regulations and programs and non-point source pollution control policies and programs.

## Org 80410 Comprehensive and Coastal Zone Planning

### **Functional Statement**

Comprehensive and Coastal Zone Planning (CCZP), whose functions are referenced in the Virgin Islands Code under the Division of Planning, formulates long-range plans and policies, including the development of a comprehensive plan to properly guide and manage physical, economic and social growth and development trends in the Territory. The Division is also responsible for administering DPNR’s zoning map amendments, subdivision processes, and for reviewing their effectiveness and appropriateness. The Division provides technical planning support and serves as a resource center for the DPNR, other government agencies and the general public; and is responsible for coordinating territorial planning activities and capital projects between the public and private sector.

## Org 80800 Division of Archaeology and Historic Preservation/Virgin Islands State Historic Preservation Office

### **Functional Statement**

The Division of Archaeology and Historic Preservation preserves the cultural and historic heritage by preserving and protecting as well as fostering a meaningful awareness and appreciation of the unique history of the United States Virgin Islands (USVI). This history is contained in prehistoric and historic archaeological deposits, both terrestrial and marine, manifested in sites of cultural and spiritual meaning, and reflected in the outstanding architecture and beauty of aboveground historic buildings and sites of the USVI. This mission is accomplished through encouragement and education and by sponsoring and assisting programs that promote historic preservation in the USVI.

## Org 80520 Museums

### **Functional Statement**

The Museums Unit is responsible for the interpretation of the history, arts, and material culture of the USVI through exhibitions, displays, lectures, and workshops. This Unit also has to meet the demands of preserving and maintaining two coastal Danish fortresses, Fort Christian and Fort Frederik, which are National Historic Landmarks. These two cultural resources are vital to the economic viability of the historic towns they are located in, the cultural heritage of the Territory, and its tourism industry.

## Org 80500/80550 Libraries and Administration

### **Functional Statement**

The Division of Libraries, Archives and Museums provides library and information services, through the development and preservation of its collections, facilities and resources to meet the information needs of its clientele, including the preservation of Virgin Islands culture and literary heritage. It identifies, preserves and promotes the relevance of historical and cultural related public records of the Virgin Islands. Traditional and electronic means are used to assist in meeting the educational, recreational and professional needs of the community. The needs of special populations are served such as the blind and physically handicapped. Additionally, the library houses archival records, and is a depository for government records throughout the Territory.

## Org 80600 Division of Fish and Wildlife

### **Functional Statement**

The Division of Fish and Wildlife (DFW) is 100% federally funded and provides scientific advice to the Department on the condition of wildlife, fisheries and marine resources of the United States Virgin islands (USVI). DFW also provides advice on the best strategies to sustain these resources for all the citizens of the USVI. DFW is split into three (3) bureaus: Bureau of Fisheries, Bureau of Wildlife, and Bureau of Environmental Education and Endangered Species.



## Org 80700 Environmental Protection

### **Functional Statement**

The Division of Environmental Protection provides protection and conservation of the natural resources of the Territory in collaboration with other divisions and governmental agencies for the comfort of the public so they can have a better quality of life.

## Org Virgin Islands Council on the Arts

### **Functional Statement**

The Virgin Islands Council of the Arts' (VICA) mission is to enrich the cultural life of the Virgin Islands through focused leadership that preserves, supports and make accessible excellence in the arts to all Virgin Islanders. This is accomplished through a competitive grant ward process, in which VIVC provides technical and financial assistance to schools, arts organizations, individual artists, non-profit organizations and other entities that meet the Council's funding criteria, demonstrates need and accessibility, are financially accountable and engaged in art projects and programs that addresses the Council's mission. VICA receives federal funding from the National Endowment for the Arts, which is matched with local appropriations and re-granted territory-wide.

DEPARTMENT OF PLANNING AND NATURAL RESOURCES  
Departmental Financial Summary  
By Budget Category

	FY2014 Expenditure	FY2015 Grant Award	FY 2015 Appropriation/ Grant Award Received	FY2016 Projection
APPROPRIATED FUNDS				
GENERAL FUND				
PERSONNEL SERVICES	3,618,681	-	3,799,059	3,700,904
FRINGE BENEFITS	1,478,553	-	1,531,486	1,619,787
SUPPLIES	348,496	-	158,301	158,301
OTHER SERVICES	1,154,860	-	808,697	743,037
UTILITY	482,899	-	550,770	589,114
CAPITAL PROJECTS	151,371	-	-	-
TOTAL FUND- GENERAL FUND	7,234,860	-	6,848,313	6,811,143
TOTAL APPROPRIATED FUNDS	7,234,860	-	6,848,313	6,811,143
NON-APPROPRIATED FUNDS				
LOCAL FUNDS				
PERSONNEL SERVICES	1,752,782	-	1,379,231	1,664,973
FRINGE BENEFITS	722,403	-	606,581	777,568
SUPPLIES	142,359	-	145,330	176,401
OTHER SVS. & CHGS.	946,684	-	1,589,289	983,690
UTILITIES	164,070	-	133,044	140,173
CAPITAL OUTLAYS	59,787	-	284,172	80,957
TOTAL LOCAL FUNDS	3,788,085	-	4,137,647	3,823,762
FEDERAL FUNDS				
PERSONNEL SERVICES	3,155,197	4,691,786	-	4,508,405
FRINGE BENEFITS	1,294,295	1,800,025	-	1,782,893
SUPPLIES	321,260	525,615	-	434,075
OTHER SVS. & CHGS.	2,611,062	26,185,848	-	1,775,704
UTILITIES	163,180	196,961	-	196,961
CAPITAL OUTLAYS	173,464	366,896	-	350,612
TOTAL FEDERAL FUNDS	7,718,458	33,767,131	-	9,048,650
TOTAL NON-APPROPRIATED FUNDS	11,506,543	33,767,131	4,137,647	12,872,412
GRAND TOTAL	18,741,403	33,767,131	10,985,960	19,683,555

DEPARTMENT OF PLANNING AND NATURAL RESOURCES  
Financial Summary  
Fiscal Year 2016 Governor's Recommendation  
All Funds - By Activity Center

		Personnel Services	Fringe Benefits	Supplies	Other Svcs. Chrgs.	Utilities	Capital Outlays	Miscellaneous	Total
APPROPRIATED FUNDS									
GENERAL FUND									
80000	EXECUTIVE OFFICE	342,500	135,877	10,302	106,183	20,500	-	-	615,362
80051	OFFICE OF THE DIRECTOR	591,326	274,882	10,000	95,000	41,000	-	-	1,012,208
80054	REVENUE & CONTRACT MAN	86,784	46,803	-	-	-	-	-	133,587
80110	PROGRAMS	72,031	19,109	-	-	-	-	-	91,140
80120	ACCOUNTING AND PAYROLL	81,847	43,759	-	-	-	-	-	125,606
80200	ADMINISTRATION STT/ST	86,150	50,977	28,000	95,957	20,500	-	-	281,584
80210	ADMINISTRATION STX	169,140	65,531	30,000	73,370	20,500	-	-	358,541
80220	INSPECTION	506,698	233,446	-	-	-	-	-	740,144
80400	COMPREHENSIVE PLANNING	114,000	54,464	-	-	-	-	-	168,464
80410	FUNCTIONAL AREA PLANNI	30,000	14,452	-	56,500	14,000	-	-	114,952
80500	LIBRARIES & ADMINISTRA	1,147,040	549,171	50,000	118,760	400,000	-	-	2,264,971
80520	MUSEUMS	181,214	73,933	3,000	21,604	11,000	-	-	290,751
80700	ENVIRONMENTAL PROTECTI	263,015	43,442	11,999	161,963	43,614	-	-	524,033
80800	HISTORIC PRESERV & ARC	29,159	13,941	15,000	13,700	18,000	-	-	89,800
TOTAL GENERAL FUND		3,700,904	1,619,787	158,301	743,037	589,114	-	-	6,811,143
TOTAL APPROPRIATED FUNDS		3,700,904	1,619,787	158,301	743,037	589,114	-	-	6,811,143
NON-APPROPRIATED FUNDS									
LOCAL FUNDS									
80000	EXECUTIVE OFFICE	336,500	161,681	138,026	794,486	23,700	77,957	-	1,532,350
80051	OFFICE OF THE DIRECTOR	-	-	-	-	-	-	-	-
80130	ENFORCEMENT	366,233	194,940	-	-	-	-	-	561,173
80200	ADMINISTRATION ST. THO	11,526	6,705	10,898	15,873	3,444	3,000	-	51,446
80400	COMPREHENSIVE PLANNING	501,947	214,651	8,312	73,831	15,000	-	-	813,741
80700	ENVIRONMENTAL PROTECTI	448,767	199,591	19,165	99,500	98,029	-	-	865,052
TOTAL LOCAL FUNDS		1,664,973	777,568	176,401	983,690	140,173	80,957	-	3,823,762
FEDERAL FUNDS									
80400	COMPREHENSIVE PLANNING	647,307	285,666	20,683	412,954	15,000	-	-	1,381,610
80550	LSTA	63,510	28,238	1,596	5,020	-	-	-	98,364
80600	FISHERIES	606,668	255,418	198,479	728,935	61,716	263,407	-	2,114,623
80610	WILDLIFE	320,272	133,488	42,842	169,200	50,245	80,122	-	796,169
80700	ENVIRONMENTAL PROTECTI	2,348,413	841,179	65,420	220,655	-	7,083	-	3,482,750
80800	HISTORIC PRESERVATION	220,000	94,116	6,430	94,570	-	-	-	415,116
80900	ENFORCEMENT	302,235	144,788	98,625	144,370	70,000	-	-	760,018
TOTAL FEDERAL FUNDS		4,508,405	1,782,893	434,075	1,775,704	196,961	350,612	-	9,048,650
TOTAL NON-APPROPRIATED		6,173,378	2,560,461	610,476	2,759,394	337,134	431,569	-	12,872,412
GRAND TOTAL		9,874,282	4,180,248	768,777	3,502,431	926,248	431,569	-	19,683,555

Government of the Virgin Islands  
Listing of Federal Grants - 2016

CFDA NO.	GOVERNMENT ENTITY Federal Grantor Grant Description Type of Assistance	MATCH RATIO FEDERAL/LOCAL or 100% FEDERAL	FY 2014 ACTUAL Expenditure	FY 2015 ESTIMATED Award	FY 2016 PROJECTED Award	LOCAL MATCH FUNDS	GRANT PERIOD
<b>ORG 800 DEPT. OF PLANNING &amp; NATURAL RESOURCES</b>							
<b>U.S. Department of Commerce</b>							
11.419	COASTAL ZONE MANAGEMENT ADMINISTRATION AWARDS <i>FORMULA / PROJECT</i>	50/50%	635,824	840,999	840,999	841,000	10/01/15-03/31/16
11.426	FINANCIAL ASSISTANCE FOR NATIONAL CENTERS FOR COASTAL OCEAN SCIENCE <i>PROJECT</i>	100%	15,905	-	-	-	
11.433	MARINE FISHERIES INITIATIVE <i>PROJECT</i>	100%	64,795	88,215	88,215	-	10/01/15-09/30/16
11.434	COOPERATIVE FISHERY STATISTICS <i>PROJECT</i>	100%	15,812	175,733	175,733	-	10/01/15-09/30/16
11.435	SOUTHEAST AREA MONITORING AND ASSESSMENT PROGRAM <i>PROJECT - SEAMAP</i>	100%	113,559	217,175	217,175	-	10/01/15-09/30/16
11.482	CORAL REEF MANAGEMENT & MONITORING AWARDS <i>FORMULA / PROJECT</i>	100%	384,887	540,611	540,611	-	10/01/15-03/31/16
<b>Sub-Total</b>			<b>1,230,782</b>	<b>1,862,733</b>	<b>1,862,733</b>	<b>841,000</b>	
<b>U.S. Department of the Interior</b>							
15.605	SPORT FISH RESTORATION PROGRAM <i>FORMULA - DINGELL-JOHNSON SPORT FISH RESTORATION PROGRAM</i>	100%	1,197,032	1,721,715	1,721,715	-	10/01/15-09/30/16
15.611	WILDLIFE RESTORATION AND BASIC HUNTER EDUCATION <i>FORMULA - PITTMAN-ROBERTSON WILDLIFE RESTORATION PROGRAM</i>	100%	352,703	759,461	759,461	-	10/01/15-09/30/16

Government of the Virgin Islands  
Listing of Federal Grants - 2016

CFDA NO.	GOVERNMENT ENTITY Federal Grantor Grant Description <i>Type of Assistance</i>	MATCH RATIO FEDERAL/LOCAL or 100% FEDERAL	FY 2014 ACTUAL Expenditure	FY 2015 ESTIMATED Award	FY 2016 PROJECTED Award	LOCAL MATCH FUNDS	GRANT PERIOD
15.626	ENHANCED HUNTER EDUCATION & SAFETY PROGRAM <i>FORMULA</i>	100%	-	36,711	36,708	-	10/01/15-09/30/16
15.904	HISTORIC PRESERVATION FUND GRANTS-IN-AID <i>FORMULA / PROJECT - HPF</i>	100%	232,018	415,116	415,116	-	10/01/15-09/30/16
	<b>Sub- Total</b>		<b>1,781,753</b>	<b>2,933,003</b>	<b>2,933,000</b>	-	
<b>Department of Transportation</b>							
20.703	INTERAGENCY HAZARDOUS MATERIALS PUBLIC SECTOR <i>PROJECT</i>	100%	26,022	63,387	67,920	-	10/01/15-09/30/16
	<b>Sub-Total</b>		<b>26,022</b>	<b>63,387</b>	<b>67,920</b>	-	
<b>Institute of Museum and Library Services</b>							
45.310	GRANTS TO STATES <i>FORMULA</i>	100%	98,375	99,510	98,364	-	10/01/15-09/30/16
	<b>Sub-Total</b>		<b>98,375</b>	<b>99,510</b>	<b>98,364</b>	-	
<b>Environmental Protection Agency</b>							
66.034	SURVEYS, STUDIES, RESEARCH, INVESTIGATIONS, DEMONSTRATIONS, AND SPECIAL PURPOSE ACTIVITIES RELATING TO THE CLEAN AIR ACT <i>PROJECT</i>	100%	57,796	57,797	24,721 *	-	10/01/14-09/30/16
66.040	STATE CLEAN DIESEL GRANT PROGRAM <i>FORMULA</i>	100%	47	27,000	6,177 *	-	10/01/14-09/30/16
66.454	WATER QUALITY MANAGEMENT PLANNING <i>FORMULA</i>	100%	65,500	299,902	61,144 *	-	10/01/14-09/30/16

Government of the Virgin Islands  
Listing of Federal Grants - 2016

CFDA NO.	GOVERNMENT ENTITY Federal Grantor Grant Description Type of Assistance	MATCH RATIO FEDERAL/LOCAL or 100% FEDERAL	FY 2014 ACTUAL Expenditure	FY 2015 ESTIMATED Award	FY 2016 PROJECTED Award	LOCAL MATCH FUNDS	GRANT PERIOD
66.460	NON POINT SOURCE IMPLEMENTATION FORMULA	100%	50,000	-	-	-	
66.468	CAPITALIZATION GRANTS FOR DRINKING WATER STATE REVOLVING FUNDS FORMULA - DRINKING WATER STATE REVOLVING FUND	100%	1,728,244	25,006,586	847,328 *	-	10/01/14-09/30/17
66.471	STATE GRANTS TO REIMBURSE OPERATORS OF SMALL WATER SYSTEMS FOR TRAINING AND CERTIFICATION COSTS FORMULA - OPERATOR CERTIFICATION EXPENSE REIMBURSEMENT GRANTS	100%	15,009	-	-	-	
66.472	BEACH MONITORING AND NOTIFICATION PROGRAM IMPLEMENTATION GRANTS FORMULA	100%	269,163	292,894	101,669 *	-	10/01/14-09/30/16
66.605	PERFORMANCE PARTNERSHIP GRANTS FORMULA / PROJECT - PPGs	100%	1,374,146	2,131,048	2,131,048	-	10/01/15-09/30/16
66.804	UNDERGROUND STORAGE TANK PREVENTION, DETECTION AND COMPLIANCE PROGRAM FORMULA - UST PREVENTION, DETECTION AND COMPLIANCE PROGRAM	100%	58,734	71,330	94,799	-	10/01/15-09/30/16
66.805	LEAKING UNDERGROUND STORAGE TANK TRUST FUND CORRECTIVE ACTION PROGRAM FORMULA - LEAKING UST CORRECTIVE ACTION PROGRAM	100%	28,499	45,000	45,000	-	03/01/16-02/28/17
66.817	STATE AND TRIBAL RESPONSE PROGRAM GRANT FORMULA	100%	98,938	205,138	102,944 *	-	10/01/13-09/30/16
	<b>Sub-Total</b>		<b>3,746,076</b>	<b>28,136,695</b>	<b>3,414,830</b>	-	

Government of the Virgin Islands  
Listing of Federal Grants - 2016

CFDA NO.	GOVERNMENT ENTITY Federal Grantor Grant Description <i>Type of Assistance</i>	MATCH RATIO FEDERAL/LOCAL or 100% FEDERAL	FY 2014 ACTUAL Expenditure	FY 2015 ESTIMATED Award	FY 2016 PROJECTED Award	LOCAL MATCH FUNDS	GRANT PERIOD
	<b>U.S. Department of Homeland Security</b>						
97.012	BOATING SAFETY FINANCIAL ASSISTANCE FORMULA	58/42%	835,451	671,803	671,803	561,173	10/01/15-09/30/16
	Sub-Total		835,451	671,803	671,803	561,173	
	TOTAL ORG 800 DEPARTMENT OF PLANNING AND NATURAL RESOURCES		7,718,459	33,767,131	9,048,650	1,402,173	
*Carry-Forward balances to cover Personnel & Fringe costs Only for FY 2016.							




# EDUCATION



Department of Education

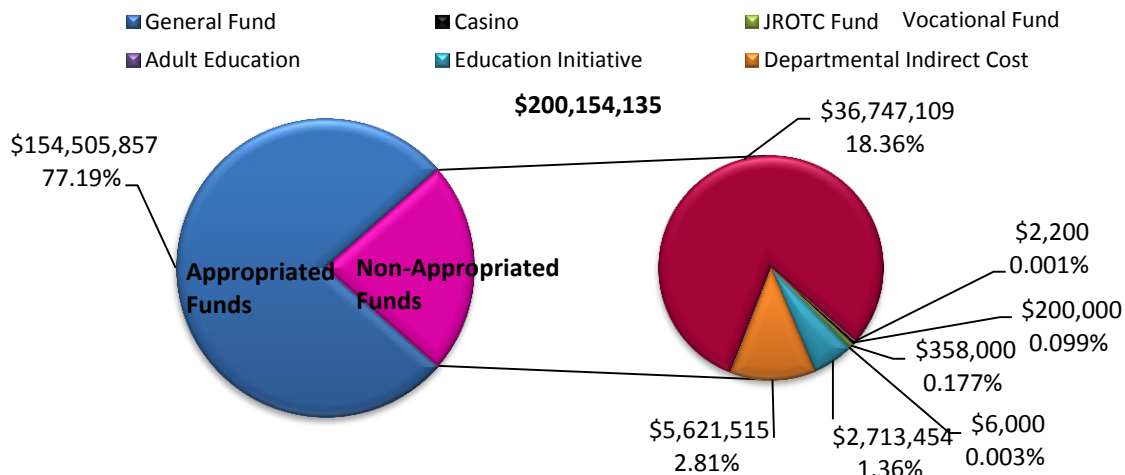




# DEPARTMENT OF EDUCATION

**Administration**  
 Human Resources STT/STJ/STX  
 Special Nutrition Programs  
 Public Relations & Communications Office  
 Fiscal and administrative Services  
 Computer Operations  
 Federal Grants and Audit  
 Budget Control Office  
 Payroll Operations  
 Business Offices STT/STJ/STX  
 Auxiliary Service Prop/Proc STT/STJ/STX  
 Operations  
 Curriculum and Instruction  
 Planning, Research and Evaluation  
 Bilingual Services  
 Instructional Technology

Administration – Insular Superintendent STT/STJ  
 Curriculum Ctr. Media/Library Ser. STT  
 Student Services STT/STJ  
 Adult Education STT/STJ/STX  
 Vocational Education STT/STJ/STX  
 Elementary Programs STT/STJ  
 Secondary Programs STT/STJ  
 Curriculum and Instruction STT/STJ  
 School Lunch STT/STJ/STX  
 Administration-Engineering  
 Plant Operations/Maintenance STT/STJ/STX  
 Administration  
 Special Education STT/STJ/STX  
 Administration – Insular Superintendent STX  
 Curriculum Ctr. Media/Library Services  
 STT/STJ/STX  
 Student Services STT/STJ/STX  
 Adult Education STX  
 Elementary Programs STX  
 Secondary Programs STT/STJ/STX  
 Curriculum, Assessment & Instruction  
 STT/STJ/STX  
 School Lunch STT/STJ/STX



## Department of Education

### **ORGANIZATION TYPE:** Service

### Mission Statement

The Virgin Islands Department of Education is committed to the superior preparation and performance of every student for continuing education, rewarding employment, and responsible citizenship.

### Scope and Overview

The United States Virgin Islands Department of Education is an executive branch of the Government of the U.S. Virgin Islands mandated under Titles 3 and 17 of the Virgin Islands Code. It is the largest governmental entity in the Virgin Islands and it functions as both a Local Education Agency (LEA) and a State-level Education Agency (SEA). The Department is headed by a Commissioner at the SEA level and an Insular Superintendent at the two LEAs.

The Department's role as stipulated by Title 3, Chapter 7, Section 96, V.I. Code, encompasses the authority to exercise general control over the enforcement of laws relating to free public education in the Virgin Islands. Its responsibilities include the development, implementation, and monitoring of instructional programs for all 12 students and adult learners, as well as provision of support services such as child nutrition, pupil transportation, library services, and the maintenance of educational facilities and offices under its purview. Services are provided at thirty-three (33) buildings supporting forty (40) activity centers.

It is through the combination of general and federal funds that the Department is able to execute its programs and carry out its mandates under local and federal law. The Department employed a workforce of two thousand, three hundred and eighty-four (2,384) employees which accounts for most of the funds received from the General Fund. From October 2013 to the end of FY 2014, there were one hundred and forty-eight (148) separations territory wide.

In Fiscal Year 2014, the Department endeavored to address the needs of 14,953 students enrolled in the system. Territory-wide, 987 students were identified as students with disabilities and 936 students were identified as English Language Learners. This does not include students served in the evening or adult programs.

### Key Accomplishments

During the past year, our focus has been on developing a strategic plan for the Department in order to chart the course forward. The mission statement was revamped and the vision statement retooled to reflect the direction for the next five (5) years. Building on the work that was done before, we fine-tuned our priorities, which demonstrate our commitment to all students, by emphasizing the need for improvements in academic achievement, teacher/leader effectiveness and organizational culture. All stakeholder groups were given an opportunity to review the draft plan and provide input. Three (3) Business-After-Hour events were hosted to share the plan with the community. Stakeholder input was then used to modify the plan as needed. Action plans were developed for the first two (2) years. Year three (3) and four (4) action plans will be developed in year two (2) after the team has reviewed the first two (2) years activities and acquired enough data to guide decisions in subsequent years. It is expected that the plan will evolve as public education realities change. Following are key elements of the plan.

**Vision:** Empowering All Students for Success

**Mission:** The mission of the Virgin Islands Department of Education (VIDE) is to provide an effective and efficient education system through high quality instruction, focused leadership and continuous supports, so all students graduate prepared for success in college and careers as globally diverse citizens.

**State Priorities:** The VIDE, through input from stakeholders, identified three (3) priorities for education throughout the Territory: improve academic achievement for all students, build a positive culture within and across all schools, and increase teacher and leader effectiveness.

## **Students**

Of the 1,012 students enrolled in 12<sup>th</sup> grade during the 2014 school year, 927 earned high school diplomas and an additional 118 received their GED/High School Diploma through the Adult Education Program. Though dropout continues to be a challenge and the rate has fluctuated over the years, a 2.2% decrease was realized between SY 2008-2009 (7.4%) and SY 2012-2013 (5.2%). Dropout data are reported based on the definition provided by the United States Department of Education. Students are considered dropouts only if they are enrolled in grades 7-12 and meet one of these criteria: withdraws from regular school to attend Adult Education; Trade School or pursue a GED; and if a parent removes their child from school without notifying the Department.

## **Curriculum and Instruction Improvements**

Improving student achievement has been the focus for the past several years. In 2010, the Common Core States Standards (CCSS) for English Language Arts and math were adopted and implemented. Standards were developed for Social Studies, Health and Physical Education and Cultural Education, followed by the adoption of the Next Generation Standards for Science.

Assessments aligned to the CCSS were also adopted through collaboration with Smarter Balanced and are being implemented. Since the assessments are online, the technology infrastructure has been enhanced to support this effort and improve the quality of access for students and staffs. An implementation plan that is aligned to the strategic plan was also developed to insure implementation with fidelity and that anticipated outcomes are realized. Districts are expected to ensure the schools are on track in the implementation of the standards and support provided by both district.

We also reviewed at ways to support teachers and leaders to improve instruction. Teachers, administrators and staff at both the state and district levels have been trained over the past several years, and more intensely this school year to build capacity. Targeted professional development has been provided to ensure teachers understand the standards and are equipped to teach students effectively. This effort is continuing so that all teachers are on par with what is expected.

The needed support also called for development of a new evaluation system and a taskforce was established for said purpose. This initiative resulted in new teacher and principal evaluations, while work is continuing on the development of an evaluation for middle managers. The new system adds fidelity and a focuses on growth, which should impact instruction and student achievement.

Another major stride is the identification and acquisition of the new Human Resource Information System (HRIS) to improve our recruitment efforts and internal Human Resource (HR) functionality, which is also tied to the new evaluation system. The lack of an internal HRIS has severely impacted the operations of the HR division over the years. This achievement should move the division closer into the 21<sup>st</sup> century mode of operation.

## **Special Education**

Our special needs students are an important student population subgroup that requires consideration and focused attention to ensure their needs are met, and to remain compliant with local and federal regulations. The State

Office of Special Education has monitoring oversight and provides technical assistance to the districts to improve learning for students with special needs. To address compliance concerns, the office took on the monumental task of redesigning how it monitors the implementation of the requirements of the Individuals with Disabilities Education Act (IDEA), ensures access to the general education curriculum and maximization of each student's ability to make academic progress in the least restrictive environment appropriate. Much of the state office's technical assistance has revolved around ensuring that administrators and district supervisors fully understand legal requirements, but school discipline and improving secondary transition, planning and instruction, implementation of positive behavioral interventions and supports have been addressed. Monitoring is conducted as a collaboration of state and district personnel that takes place twice annually on predictable schedules. Professional development has focused on areas that have come under scrutiny due to previous findings. Currently, a State Systemic Improvement Plan (SSIP) is being developed to focus on improving results for children and youth disabilities and their families. The state identified measurable result for the U. S. Virgin Islands is *reading*. This will be the focus for the SSIP development.

### **Career, Technical, & Adult Education (CTAE)**

The Career and Technical Center on St. Croix (CTEC) was granted full national accreditation by the Middle States Association of Schools, Colleges, and Universities for post secondary and secondary programs with outlined stipulations for post secondary accreditation. This is a tremendous achievement for the school and district. All the programs offered at CTEC are NCCER, NOCTI and/or Industry certified; therefore, completing the program means achieving national or industry certification. The program had a 90% completion rate this past year. In addition to sustaining the information technology programs during school year 2013-2014, the National Academy Foundation's (NAF) Hospitality Academy offerings were implemented. The Pearson-VUE Testing center was also implemented and is fully capable to provide industry recognized certification for both instructors and students in every area of CISCO networking. The Pearson-VUE Testing Center implementation has given the Virgin Islands the ability to provide computer based GED® assessments in addition to allowing the Virgin Islands to retain our GED® testing Jurisdictions. The State Office has submitted applications to Prometric and CertiPort to become authorized testing centers in an effort to provide opportunities for instructors and students in all Microsoft certification assessments.

### **Virgin Islands Longitudinal Data Systems (LDS)**

The Virgin Islands Longitudinal Data Systems (LDS) is an inter-agency collaboration spearheaded by the Department to build an integrated data system that makes information easily accessible across agencies. Due to its scope and significance, governance was moved to the Office of the Governor to insure partner agency collaboration. This resource will provide access to appropriate and timely data to teachers, administrators and supporting agencies to facilitate informed instructional and support decisions as students' specific needs are identified. Work began on the LDS project three years ago and is ongoing.

### **Facilities Maintenance and Capital Projects**

The Department has moved away from the Summer Maintenance focus to a year-round maintenance initiative, leaving only intrusive and pre-opening preparatory projects to be done during the summer. Despite financial challenges, routine projects such as landscaping, janitorial services, pest control and fire equipment certification are advertised and secured annually. Projects are prioritized based on health and safety concerns so that the most critical projects are addressed depending on available funding. Larger projects are completed as capital projects. Recognizing the need to fast track long standing projects, the Department developed a plan in concert with the Department of Public Works to prioritize and focus on bringing these projects to fruition.

**Strategic Goals:**

1. All students will be postsecondary and/or career ready upon completion of high school.
2. School environments will be safe and welcoming places that foster learning.
3. All learners have the opportunity to learn from effective teachers and leaders.
4. Schools and programs have the financial and other support services needed to operate effectively.

**Performance Goals:**

1. Increase the percentage of students that earn industry-recognized certifications in various program areas
2. Increase the students' academic achievement in reading, math and science
3. All students are computer literate by 8<sup>th</sup> grade according to national technology literacy standards.
4. Reduction of anti-social or unsatisfactory behaviors leading to disciplinary action
5. Improve internal and external stakeholders perception of schools and the department
6. Establish maintenance and monitoring system that ensures at least minimum standards are met for safety, operation and cleanliness.
7. Provide ongoing targeted professional development to improve competencies of teachers/leaders
8. Teacher/Leader performance is monitored and evaluated as required by labor agreements using a new evaluation system
9. Decision makers have access to accurate, relevant and timely data
10. Effectively and efficiently utilize financial resources within specified guidelines

**Org 0040000 Administration/Commissioner's Office****Functional Statement**

The Office of the Commissioner formulates and oversees the execution of departmental policies, programs and practices; cooperates and coordinates with the Board of Education, the federal government, the Legislature of the U.S. Virgin Islands, the University of the Virgin Islands and other governmental entities in establishing policies and designing educational programs for grades K-12 and the adult population.

**Org 0040354 Public Relations Office****Functional Statement**

The Public Relations Office is responsible for managing the execution of public relations activities and public information functions for the department and the territory's public schools.

**Org 0041617 Special Education Administration – State Office****Functional Statement**

The State Office of Special Education is mandated to maximize the educational potential of Virgin Islands children with special needs, ages of three through twenty-one, via an integrated and cohesive set of support programs, services and activities that will result in the acquisition of lifelong skills and independence. The State Office of Special Education ensures students have available to them a full continuum of placement options including access to the general curriculum, accessible facilities, and programs and services that are implemented in the Least Restrictive Environment (LRE), preferably in the general education setting. This office is charged with monitoring the services provided to children and youth in public, private and residential settings to ensure local and federal regulations are met, technical assistance and program information are provided to the districts.

## Org 0042200 Planning, Research and Evaluation

### **Functional Statement**

The Planning, Research and Evaluation unit is the Department of Education's clearing-house for student data. It is the research, and student data collection and reporting arm for local, federal and intra-departmental response.

## Org 0042600 Instructional Technology

### **Functional Statement**

The Instructional Technology Unit administers mission critical technology related functions and services of the department that support administration, instruction and learning, including technology integration, standards, and infrastructure. This includes voice, data and video network infrastructure that provide communication and access from schools and support programs to each other and beyond the local environment and to the Internet.

## Org 0140100/0240100 Human Resources

### **Functional Statement**

The Division of Human Resources is committed to recruiting, developing, and retaining a high-quality, diverse workforce that effectively meets changing mission requirements and program priorities. The division provides leadership, guidance, and technical expertise in all areas related to the management of the department's human resources, including recruitment, employee assistance development, and retention of staff, and leadership in labor-management cooperation.

## Org 0042000/42100 Curriculum and Instruction

### **Functional Statement**

The Curriculum and Instruction Unit supervises and monitors state educational programs: Curriculum and Instruction, Career, Technical and Adult Education, Fine Arts, English Language Acquisition, Advanced Placement/Gifted and Talented, Cultural Education, Science, Technology, Engineering, and Math (STEM), Assessment, Languages and Literacy. The division also lead the system improvement process for VIDE.

## Org 0040300 Cultural Education

### **Functional Statement**

To transmit a clear and concise knowledge of the history and culture of the Virgin Islands in accordance with Executive Order 422-2006 to the diverse students and adults of the Territory's schools and neighborhoods, regardless of ethnicity, through enculturation and acculturation that will lead to a greater respect for the Virgin Islands way of life, continued advancement of the culture and fulfilling the quest to achieve a more heterogeneous society.

## Org 0042400: Career, Technical & Adult Education – State

### **Functional Statement**

The State Office of Career, Technical & Adult Education is mandated to maximize monitor and provide guidelines to the district vocational and adult education programs.

## Org 0041000 Fiscal and Administrative Services

### **Functional Statement**

Fiscal and Administrative Services executes departmental fiscal policies. It provides support services to other activity centers; oversees audits of various programs; oversees the expenditures for federal and local budgets; monitors procurement and warehouse operations and oversees the Special Nutrition Programs.

## Org 0041300 Federal Grants

### **Functional Statement**

The Office of Federal Grants is responsible for overseeing grant management activities for the Department of Education; ensures that all grant management activities are in line with all required regulations and guidelines, thereby preventing adverse audit findings or lapsing of funds. The Federal Grants office further ensures that funds are utilized effectively in meeting the educational needs of children in grades K-12, and beyond. It is the Division's goal to ensure that all federal funds available to the Department are applied for, obtained, and utilized for the benefit of increasing student achievement, recognizing that the funds are supplemental to the department and all funds are accounted for timely and appropriately.

## Org 0041700/0241700 Property Proc. & Aux. Services STT-STJ/STX

### **Functional Statement**

The Division of Property and Procurement Auxiliary Services is responsible for the procurement of equipment and supplies for the Department. This Division processes requisitions for goods and services with adherence to applicable procurement regulations under local and federal guidelines. All equipment and supplies are received and checked for accuracy in conjunction with an applicable requisition. The equipment and supplies are tagged and inventoried before being distributed to the schools and offices. The receiving reports for the equipment and supplies are forwarded to the Business Affairs division for payment processing.

## Org 0040200 Special Nutrition Programs State Office

### **Functional Statement**

The Office of Special Nutrition Program is responsible for administering the following Child Nutrition (CN) and Food Distribution Programs within the Virgin Islands: National School Lunch Program, School Breakfast Program, Special Milk Program, At Risk After-School Snacks Program, Child and Adult Care Food Program, Summer Food Service Program (SFSP), Emergency Food Assistance Program, Charitable Institutions, Soup Kitchen and Shelters. The SNP office also provides training and technical assistance to School Food Authorities (SFAs), assists sponsoring organizations and institutions in interpreting federal regulations and guidelines; monitors program compliance and integrity; conducts administrative, on-site and follow-up reviews of all participating sponsors and institutions; distributes food to the needy in the U.S. Virgin Islands and provides disaster meal service and distribution during hurricanes or other disasters.

## Org 0143000 Administration – Insular Superintendent – STT/STJ

### **Functional Statement**

Administration of the Insular Superintendent provides the leadership for implementing, managing and coordinating all instructional and supportive services and provides the administrative leadership for all school personnel in carrying out the goals and objectives of the school district. The Superintendent assures implementation of an appropriate instructional program aimed at increasing levels of student success.

## Org 0143400 Elementary Programs – STT/STJ

### **Functional Statement**

The Elementary Programs Unit provides a comprehensive program for public school students in Grades K-6 to develop mentally, physically, emotionally, and socially in order to realize their greatest potential. The program provides a basic foundation for enhancing the students' early life experiences, developing skills that will help them succeed at the next level of schooling.

## Org 0143500 Secondary Programs – STT/STJ

### **Functional Statement**

The Secondary Programs Unit provides a program designed to development of academic, social and career competencies to students in grades 7-12. Students pursue programs that build postsecondary and or career readiness skills.

## Org 0143600 Curriculum, Assessment, & Technology – STT/STJ

### **Functional Statement**

The Curriculum, Assessment & Instruction provides leadership in curriculum implementation, assists in the formulation of educational goals and objectives, and monitors the development and use of effective teaching practices and instructional programs.

## Org 0143300 Career and Technical Education – STT/STJ

### **Functional Statement**

The Career and Technical Education program helps youth and adults prepare for the future by building their academic and technical skills. The program endeavors to equip students with the knowledge to proceed with post-secondary education or pursue other post secondary opportunities. The Vocational program enhances learning opportunities for students in the areas of Culinary Arts, Computer Applications, Allied Health-Phlebotomy, and Medical Administrative Assistance – Cosmetology, Architectural Drafting, Carpentry, and Auto Body Repair and Mechanics.

## Org 0145100 Special Education - STT/STJ

### **Functional Statement**

The Division of Special Education Services, St. Thomas/St. John District has the responsibility to provide a free, appropriate public education in the least restrictive environment for children with disabilities within the ages 3-21. The division creates, administers, supervises and staffs all special education programs within the school system. The Division provides child find activities, diagnostic services, instruction, counseling, transportation, and other related services such as speech-language, physical, occupational, vision therapy, and homebound/hospital services. It, also, provide training for the staff and assists parents in better understanding their rights and procedural safeguards that help secure these rights.

## Org 0143700 School Lunch – STT/STJ

### **Functional Statement**

The School Lunch Program provides to all students, in public, non-public, and child-care institutions, the following School Nutrition Programs: Special Milk Program, National School Lunch Program, National School Breakfast Program, After-School-At-Risk Snack Component, and Summer Food Service Program. The School Lunch Program prepares and serves nutritious meals and promotes healthy choices to improve overall nutrition which will enhance the educational performance of students.



## Org 0144100 Plant Operation and Maintenance STT-STJ

### **Functional Statement**

The Plant Operation and Maintenance Unit plans and administers a preventative maintenance program for all educational buildings, utilities and grounds. It performs emergency repairs, minor renovations, and other repairs to support the needs of the department.

## Org 0246000 Administration – Insular Superintendent – STX

### **Functional Statement**

The Office of the Insular Superintendent provides the leadership for implementing, managing and coordinating all instructional and supportive services.

## Org 0246400 Elementary Programs STX

### **Functional Statement**

The Elementary Programs Unit provides a comprehensive program for public school students in Grades K-6 to develop mentally, physically, emotionally, and socially in order to realize their greatest potential. The program provides a basic foundation for enhancing the students' early life experiences, developing skills that will help them succeed at the next level of schooling.

## Org 0246500 Secondary Programs STX

### **Functional Statement**

The Secondary Programs Unit provides a program designed to the development of academic, social and career competencies of students in grades 7-12. Students pursue general academic, vocational or college preparatory programs.

## Org 0246600 Curriculum and Instruction - STX

### **Functional Statement**

The Curriculum and Instruction unit provides leadership in curriculum implementation, assists in the formulation of educational goals and objectives, and monitors the development and use of effective teaching practices and instructional programs.

## Org 0246300 Career and Technical Education – STX

### **Functional Statement**

The Career and Technical Education program helps youth and adults prepare for the future by building their academic and technical skills. The program endeavors to equip students with the knowledge to proceed with post-secondary education or pursue other post secondary opportunities. The Vocational program enhances learning opportunities for students in the areas of Culinary Arts, Computer Applications, Allied Health-Phlebotomy, and Medical Administrative Assistance – Cosmetology, Architectural Drafting, Carpentry, and Auto Body Repair and Mechanics.

## Org 0245100 Special Education STX

### **Functional Statement**

The Division of Special Education Services, St. Thomas/St. John District has the responsibility to provide a free, appropriate public education in the least restrictive environment for children with disabilities within the ages 3-21. The division creates, administers, supervises and staffs all special education programs within the school system. The Division provides child find activities, diagnostic services, instruction, counseling, transportation, and other related services such as speech-language, physical, occupational, vision therapy, and homebound/hospital services. It, also, provide training for the staff and assists parents in better understanding their rights and procedural safeguards that help secure these rights.

## Org 0246700 School Lunch – STX

### **Functional Statement**

The School Lunch Program provides to all students, in public, non-public, and child-care institutions, the following School Nutrition Programs: Special Milk Program, National School Lunch Program, National School Breakfast Program, After-School-At-Risk Snack Component, and Summer Food Service Program. The School Lunch Program prepares and serves nutritious meals and promotes healthy choices to improve overall nutrition which will enhance the educational performance of students.

## Org 0244100 Plant Operation/Maintenance – STX

### **Functional Statement**

The Plant Operation and Maintenance Unit plans and administers a preventative maintenance program for all educational buildings, utilities and grounds. It performs emergency repairs, minor renovations, and other repairs to support the needs of the department.

DEPARTMENT OF EDUCATION  
Departmental Financial Summary  
By Budget Category

	FY2014 Expenditure	FY2015 Grant Award	FY 2015 Appropriation/ Grant Award Received	FY2016 Projection
APPROPRIATED FUNDS				
GENERAL FUND				
PERSONNEL SERVICES	94,339,409	-	95,568,406	84,675,352
FRINGE BENEFITS	38,271,827	-	38,206,181	42,157,120
SUPPLIES	1,554,538	-	2,975,859	1,191,409
OTHER SERVICES	16,120,193	-	14,530,856	15,407,420
UTILITY	12,963,121	-	8,224,555	11,074,556
TOTAL FUND- GENERAL FUND	163,249,088	-	159,505,857	154,505,857
TOTAL APPROPRIATED FUNDS	163,249,088	-	159,505,857	154,505,857
NON-APPROPRIATED FUNDS				
LOCAL FUNDS				
PERSONNEL SERVICES	1,001,729	-	761,313	1,141,878
FRINGE BENEFITS	310,064	-	263,038	445,333
SUPPLIES	501,356	-	683,243	1,595,637
OTHER SVS. & CHGS.	2,150,633	-	942,292	5,419,652
UTILITIES	-	-	-	-
CAPITAL OUTLAYS	17,940	-	255,925	298,669
TOTAL LOCAL FUNDS	3,981,722	-	2,905,811	8,901,169
FEDERAL FUNDS				
PERSONNEL SERVICES	7,492,591	12,671,375	-	12,623,245
FRINGE BENEFITS	3,139,184	5,568,712	-	5,375,241
SUPPLIES	4,754,516	5,200,637	-	5,401,514
OTHER SVS. & CHGS.	9,125,414	12,913,105	-	13,167,271
UTILITIES	2,099	-	-	-
CAPITAL OUTLAYS	94,148	179,838	-	179,838
TOTAL FEDERAL FUNDS	24,607,952	36,533,667	-	36,747,109
ARRA FUNDS				
PERSONNEL SERVICES	-	-	-	-
FRINGE BENEFITS	-	-	-	-
SUPPLIES	-	-	-	-
OTHER SVS. & CHGS.	-	-	-	-
UTILITIES	-	-	-	-
CAPITAL OUTLAYS	-	-	-	-
TOTAL ARRA FUNDS	-	-	-	-
TOTAL NON-APPROPRIATED FUNDS	28,589,674	36,533,667	2,905,811	45,648,278
GRAND TOTAL	191,838,762	36,533,667	162,411,668	200,154,135

DEPARTMENT OF EDUCATION  
Financial Summary  
Fiscal Year 2016 Governor's Recommendation  
All Funds - By Activity Center

		Personnel Services	Fringe Benefits	Supplies	Other Svcs. Chrgs.	Utilities	Capital Outlays	Miscellaneous	Total
APPROPRIATED FUNDS									
GENERAL FUND									
40000	ADMINISTRATIVE STAFF	647,775	268,180	4,000	127,500	-	-	-	1,047,455
40100	HUMAN RESOURCE	604,564	291,170	10,000	82,500	-	-	-	988,234
40200	SPECIAL NUTRITION	239,962	128,619	2,500	2,000	-	-	-	373,081
40300	CULTURAL EDUCATION	120,460	55,740	20,000	113,280	-	-	-	309,480
40354	PUBLIC INFORMATION OFF	49,258	24,045	1,000	3,000	-	-	-	77,303
41000	ADMINISTRATION	221,000	96,981	3,000	114,000	-	-	-	434,981
41300	FEDERAL GRANTS AND AUD	162,100	69,962	2,000	800	-	-	-	234,862
41500	PAYROLL OPERATIONS	301,586	163,054	3,000	500	-	-	-	468,140
41600	BUSINESS OFFICE	819,112	407,183	6,000	12,750	-	-	-	1,245,045
41700	AUX SERV PROPERTY & PR	328,884	216,195	300,000	9,581,210	11,074,556	-	-	21,500,845
41800	FIXED ASSET ACTIVITY C	108,198	52,288	2,000	20,000	-	-	-	182,486
42100	CURRICULUM & TECHNOLOG	96,000	30,848	2,000	43,400	-	-	-	172,248
42200	TEST, PLAN, RESEARCH &	147,258	76,379	2,000	1,000	-	-	-	226,637
42400	ADULT VOCATIONAL EDUCA	82,172	41,175	2,000	37,500	-	-	-	162,847
42500	BI-LINGUAL SERVICES	99,348	58,502	2,000	-	-	-	-	159,850
42600	INSTRUCTIONAL TECHNOLO	207,336	98,054	50,000	475,500	-	-	-	830,890
43000	ADMINISTRATION	898,350	414,105	10,000	42,500	-	-	-	1,364,955
43100	CURR CNTR MEDIA LIBRAR	87,872	55,271	2,000	-	-	-	-	145,143
43200	STUDENT SERVICES	60,000	27,069	2,000	300	-	-	-	89,369
43300	ADULT EDUCATION	239,423	108,833	3,000	3,200	-	-	-	354,456
43310	RAPHAEL O. WHEATLEY SK	184,669	95,739	3,000	5,000	-	-	-	288,408
43400	ELEMENTARY PROGRAM	17,116,804	8,808,330	-	-	-	-	-	25,925,134
43500	SECONDARY PROGRAMS	16,816,240	8,150,645	-	150,000	-	-	-	25,116,885
43600	CURRICULUM & INSTRUCTI	523,373	213,277	2,000	5,000	-	-	-	743,650
43700	SCHOOL LUNCH	216,410	127,815	250,455	79,640	-	-	-	674,320
44000	ADMINISTRATION	149,000	68,379	3,000	53,000	-	-	-	273,379
44100	PLANT OPERATION & MAIN	1,381,403	859,437	200,000	2,420,000	-	-	-	4,860,840
45000	ADMINISTRATION	109,863	52,757	15,000	10,000	-	-	-	187,620
45100	SPECIAL EDUCATION	5,455,988	2,782,172	20,000	1,700,000	-	-	-	9,958,160
46000	ADMINISTRATION	968,823	395,890	10,000	37,500	-	-	-	1,412,213
46100	CURR CNTR MEDIA LIBRAR	191,503	104,799	2,000	5,000	-	-	-	303,302
46200	STUDENT SERVICES	152,889	99,755	2,000	3,500	-	-	-	258,144
46300	ADULT EDUCATION	361,699	178,177	3,000	6,700	-	-	-	549,576
46400	ELEMENTARY PROGRAMS	17,577,143	9,250,186	-	-	-	-	-	26,827,329
46500	SECONDARY PROGRAMS	16,498,710	7,451,707	-	185,000	-	-	-	24,135,417
46600	CURRICULUM & TECHNOLOG	632,105	275,370	2,000	4,000	-	-	-	913,475
46700	SCHOOL LUNCH ST. CROIX	818,072	559,032	250,454	82,140	-	-	-	1,709,69

## DEPARTMENT OF EDUCATION

Financial Summary  
Fiscal Year 2016 Governor's Recommendation  
All Funds - By Activity Center

	Personnel Services	Fringe Benefits	Supplies	Other Svcs. Chrgs.	Utilities	Capital Outlays	Miscellaneous	Total
TOTAL GENERAL FUND	84,675,352	42,157,120	1,191,409	15,407,420	11,074,556	-	-	154,505,857
TOTAL APPROPRIATED FUNDS	84,675,352	42,157,120	1,191,409	15,407,420	11,074,556	-	-	154,505,857
NON-APPROPRIATED FUNDS								
LOCAL FUNDS								
40000 ADMINISTRATIVE	521,000	203,190	1,391,477	3,425,379	-	288,669	-	5,829,715
42100 CURRICULUM & TECHNOLOG	-	-	-	-	-	-	-	-
43000 ADMINISTRATION	82,631	32,226	6,000	232,000	-	10,000	-	362,857
43300 ADULT EDUCATION	-	-	-	-	-	-	-	-
43400 ELEMENTARY PROGRAM	31,131	12,141	188,160	1,662,273	-	-	-	1,893,705
43500 SECONDARY PROGRAMS	170,161	66,363	-	-	-	-	-	236,524
46000 ADMINISTRATION	205,803	80,263	10,000	100,000	-	-	-	396,066
46300 ADULT EDUCATION	131,152	51,150	-	-	-	-	-	182,302
TOTAL LOCAL FUNDS	1,141,878	445,333	1,595,637	5,419,652	-	298,669	-	8,901,169
FEDERAL FUNDS								
40100 HUMAN RESOURCE	-	-	-	-	-	-	-	-
40200 SPECIAL NUTRITION	214,974	81,194	66,912	1,767,185	-	-	-	2,130,265
40514 SCHOOL LUNCH STT/STJ	1,279,978	742,558	1,602,672	391,099	-	-	-	4,016,307
40600 ADMINISTRATION	404,035	189,143	103,593	688,367	-	27,000	-	1,412,138
40601 SPECIAL EDUCATION	4,096,536	2,018,937	374,370	1,046,934	-	-	-	7,536,777
41000 ADMINISTRATION	322,464	144,240	105	1,914,803	-	-	-	2,381,612
42100 CURRICULUM & TECHNOLOG	228,280	45,437	270,022	1,692,803	-	-	-	2,236,542
42200 TEST, PLAN, RESEARCH &	170,864	74,287	-	35,248	-	-	-	280,399
42400 ADULT VOCATIONAL EDUCA	125,157	62,331	71,176	123,441	-	10,000	-	392,105
42600 INSTRUCTIONAL TECHNOLO	-	-	-	-	-	-	-	-
43000 ADMINISTRATION	1,602,251	495,093	786,720	1,842,788	-	142,838	-	4,869,690
43300 ADULT EDUCATION	198,852	97,153	141,654	133,428	-	-	-	571,087
43400 ELEMENTARY PROGRAM	516,549	231,172	40,392	467,148	-	-	-	1,255,261
46000 ADMINISTRATION	1,647,264	341,564	622,714	1,765,003	-	-	-	4,376,545
46300 ADULT EDUCATION	111,200	29,308	85,294	811,006	-	-	-	1,036,808
46500 SECONDARY PROGRAMS	730,009	381,039	6,900	113,844	-	-	-	1,231,792
46700 SCHOOL LUNCH ST. CROIX	974,832	441,785	1,228,990	374,174	-	-	-	3,019,781
TOTAL FEDERAL FUNDS	12,623,245	5,375,241	5,401,514	13,167,271	-	179,838	-	36,747,109
TOTAL NON-APPROPRIATED	13,765,123	5,820,574	6,997,151	18,586,923	-	478,507	-	45,648,278
GRAND TOTAL	98,440,475	47,977,694	8,188,560	33,994,343	11,074,556	478,507	-	200,154,135

Government of the Virgin Islands  
Listing of Federal Grants - 2016

CFDA NO.	GOVERNMENT ENTITY Federal Grantor Grant Description Type of Assistance	MATCH RATIO FEDERAL/LOCAL or 100% FEDERAL	FY 2014 ACTUAL Expenditure	FY 2015 ESTIMATED Award	FY 2016 PROJECTED Award	LOCAL MATCH FUNDS	GRANT PERIOD
<b>ORG 400 DEPARTMENT OF EDUCATION</b>							
<b>U.S. Department of Agriculture</b>							
10.555	NATIONAL SCHOOL LUNCH PROGRAM FORMULA - SCHOOL LUNCH PROGRAM	100%	6,977,861	8,339,543	8,538,276	-	10/01/15-09/30/16
10.558	CHILD AND ADULT CARE FOOD PROGRAM FORMULA - CACFP	100%	55,189	69,300	71,379	-	10/01/15-09/30/16
10.559	SUMMER FOOD SERVICE PROGRAM FOR CHILDREN FORMULA - FSP	100%	-	-	76,493	-	10/01/15-09/30/16
10.560	STATE ADMINISTRATIVE EXPENSES FOR CHILD NUTRITION FORMULA - SAE	100%	276,438	413,819	413,820	-	10/01/15-09/30/17
10.568	EMERGENCY FOOD ASSISTANCE PROGRAM (ADMINISTRATION COSTS) FORMULA - EFAP	100%	20,566	37,929	37,929	-	10/01/15-09/30/16
10.579	CHILD NUTRITION DISCRETIONARY GRANTS (PROJECT)	100%	54,654	-	-	-	10/01/13-09/30/14
10.582	FRESH FRUIT AND VEGETABLE PROGRAM PROJECT - FFVP	100%	26,749	27,985	28,456	-	10/01/15-09/30/17
<b>Sub-Total</b>			<b>7,411,457</b>	<b>8,888,576</b>	<b>9,166,353</b>	-	
<b>U.S. Department of Education</b>							
84.027	SPECIAL EDUCATION GRANTS TO STATES FORMULA	100%	8,261,325	8,948,925	8,948,915	-	07/01/16-12/30/18

Government of the Virgin Islands  
Listing of Federal Grants - 2016

CFDA NO.	GOVERNMENT ENTITY Federal Grantor Grant Description <i>Type of Assistance</i>	MATCH RATIO FEDERAL/LOCAL or 100% FEDERAL	FY 2014 ACTUAL Expenditure	FY 2015 ESTIMATED Award	FY 2016 PROJECTED Award	LOCAL MATCH FUNDS	GRANT PERIOD
84.256A	TERRITORIES AND FREELY ASSOCIATED STATES EDUCATION GRANT PROGRAM <i>PROJECT</i>	100%	655,968	169,789 *	98,861 *	-	10/01/12-09/30/15
84.330B	ADVANCED PLACEMENT TEST FEE PROGRAM <i>PROJECT</i>	100%	17,103	-	-	-	07/01/13-06/30/14
84.371C	STRIVING READERS COMPREHENSIVE LITERACY PROGRAM <i>PROJECT</i>	100%	252,098	-	-	-	07/01/13-06/30/14
84.372A	STATEWIDE DATA SYSTEMS PROGRAM <i>PROJECT</i>	100%	129,468	91,260	91,772 *	-	07/01/13-06/30/16
84.403A	CONSOLIDATED GRANT TO THE OUTLYING AREAS <i>FORMULA</i>	100%	7,880,533	18,435,117	18,441,208	-	07/01/16-12/31/18
	Sub-Total		17,196,495	27,645,091	27,580,756	-	
	TOTAL ORG 400 DEPARTMENT OF EDUCATION		24,607,952	36,533,667	36,747,109	-	
*Carry-Forward balances to cover Personnel & Fringe costs Only for FY 2015 and FY 2016.							



# HEALTH AND HUMAN SERVICES



Department of Health  
Department of Human Services

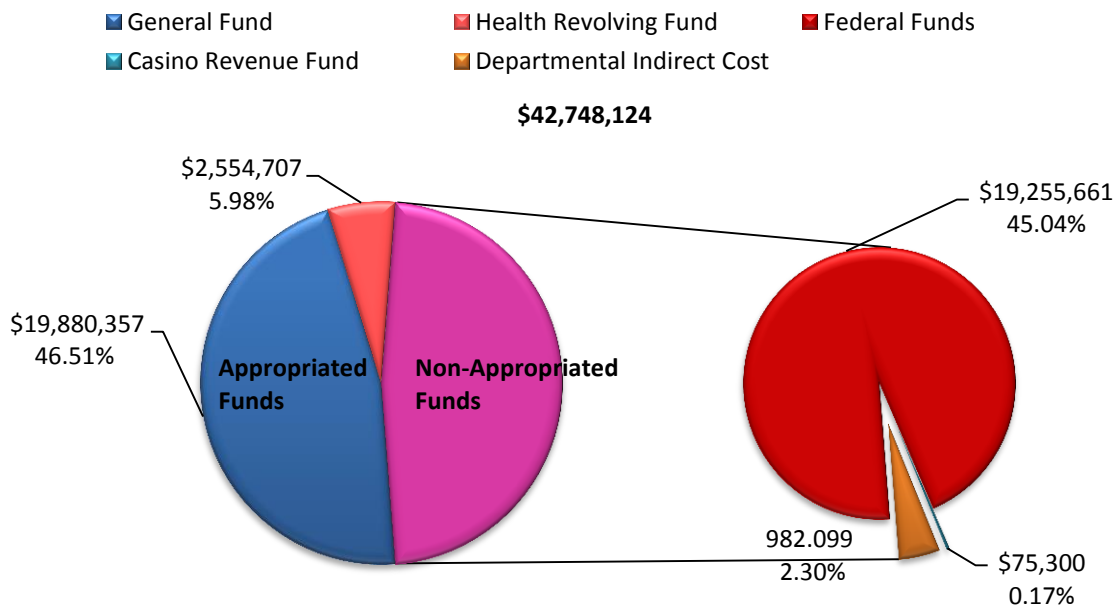




# DEPARTMENT OF HEALTH

**Administration**  
 Health Planning, Research and Statistics  
 Emergency Medical Services  
 Computer and Communication  
 St. John Clinic  
 Health Professions Institute  
 Operations  
 Administration – Financial Services  
 Financial Services Territory-Wide  
 Budget Control  
 Federal Programs Office  
 Health Revenue Services

Administration – Administrative Services  
 Transportation Services  
 Office of Human Resources  
 Maintenance  
 Preventive Health Administration  
 Environmental Health Admin.STT/STX  
 Alcohol, Drug Abuse and Mental Health Admin.  
 Alcohol, Drug Abuse and Mental Health Services  
 Long-Term Care Unit STT  
 Maternal Child Health and Children with Special Health  
 Care Needs  
 Family Planning Services  
 Dental Health Services  
 Nutrition Services  
 Health Education  
 Health Insurance and Medical Assistance  
 Community Health Administration  
 General Clinic  
 Supportive Services  
 Venereal Disease Control  
 Immunization



## Department Of Health

**ORGANIZATIONAL TYPE:** Service and Social

### Mission Statement

To reduce health risks, ensure access to quality health care and enforce health standards.

### Scope and Overview

As mandated under Virgin Islands Code, Titles 3 and 19, the Virgin Islands Department of Health (DOH) has direct responsibility for conducting programs of preventative medicine in order to protect the health of our residents. Additionally, all public health statutes are enforced by the DOH for the prevention and suppression of disease and injury.

### Strategic Goals:

1. Improve public safety by ensuring appropriate standards of care
2. Improve public health through education
3. Assist economic development through an efficient healthcare workforce
4. Ensure efficient energy utilization through infrastructure development

### Performance Goals:

1. Provide health education
2. Promote disease prevention
3. Improve public safety through regulatory compliance

Org 7000 Administration/Org 70080 Operations/Org 70100 Financial Services/Org 70130 Budget Control/Administrative Services/Org 70400 Preventive Health Administration

### Functional Statement

The Division of Financial and Administrative Services provides support to the Department of Health in the areas of human resources, budget preparation and oversight, tracking of expenditures, payroll, contract administration, and facilities management.

## Org 70010 Health Planning, Research and Statistics

### Functional Statement

The Bureau of Vital Statistics and Research records and preserves the Territory's birth and death events. The Bureau is also mandated to record incidences of cancer in the Territory. The Department of Health's Office of Licensure and Health Planning promotes the delivery of essential health care services to the residents of the Virgin Islands by establishing standards that improve access to, and quality of, healthcare and the containment of healthcare costs. The Office cultivates knowledge and understanding of health care delivery systems and the Certificate of Need (CON) process through public participation, involvement in planning and data collection efforts, and a constant focus on best practices for ensuring public health, safety, and welfare. The Office ascertains competency of care via the licensure of health care professionals, the enforcement of standards of practice, and the dissemination of information to healthcare practitioners and to the public.

## Org 70030 Computer and Communication

### **Functional Statement**

The Division of Health Information Technology (HIT) provides information technology support to all DOH computer users by providing technical assistance, maintaining the DOH network and servers, ensuring off-site network accessibility, and completing minor repairs to hardware. HIT also has responsibility for telephone and cellular phone infrastructure to enable mobile access to the DOH network. Further, HIT is responsible for assisting with implementation of automation of various divisions including electronic health records system (EHRs) and has oversight of the V.I. Government's Health Information Exchange (HIE) implementation to enable the rapid and secure exchange of information among and between healthcare providers.

The Virgin Islands Department of Health received funding in Fiscal Year 2010 in the amount of \$1 million to provide and "implement a robust, self-sustaining HIE infrastructure in order to enable the efficient and secure flow of health information from Electronic Health Records (EHRs) across providers in the Virgin Islands, as well as between V. I. providers and the rest of the national health care system", and to enable "healthcare stakeholders in the Territory to effectively and efficiently provide improved, high quality healthcare to all V. I. citizens."

## Org 70050 St. John Clinic

### **Functional Statement**

The Morris DeCastro Clinic on the island of St. John houses the Emergency Medical Services (EMS) Division and the DOH Community Health Services program, including Mental Health, Women's Health, Immunization, Women Infant and Children (WIC), Maternal and Child Health (MCH), and Sexually Transmitted Diseases/Human Immunodeficiency Virus (STD/HIV) Clinics.

## Org 70060 Risk Management

### **Functional Statement**

The Medical Risk Management (MRM) Unit is a function of the Office of the Commissioner, Legal Affairs Division. It is responsible for processes pertinent to medical malpractice claims against healthcare providers in the Territory. MRM distinguishes itself as a comprehensive healthcare protection fund committed to loss prevention, risk management, and litigation management. MRM is dedicated to assisting hospitals, healthcare facilities, and insured healthcare professionals to improve the quality of patient care by minimizing exposure to risk.

## Org 70100 Financial Services

### **Functional Statement**

The Division of Financial Services (DFS) manages the Department of Health's expenditures and conducts financial activities. DFS, under the direction of the Department of Health's Chief Financial Officer (CFO), provides support pertinent to human resources planning, budget preparation, expenditure control, payroll preparation, contract administration, facilities management, and oversight of financial records.

## Org 70110 Financial Services Territory-wide

### **Functional Statement**

The Financial Services Unit manages departmental expenditures including payroll, maintains all financial records, and coordinates and monitors financial activities. This Division is also under the umbrella of the Chief Financial Officer with the responsibility to coordinate territorial financial services. In efforts to improve accountability and to create a culture that encourages the exercise of fair judgment and initiative in pursuit of organizational goals, the Unit hopes to place all fiscal officers under its direct supervision. This will encourage a culture of teamwork and active collaboration in problem-solving, decision-making, and achievement of common goals.

## Org 70140 Federal Programs Office -- updated

### **Functional Statement**

The Office of Federal Grants (OFG) presently has oversight of fifty (50) individual grant projects with responsibility for ensuring that each program operates within the prescribed Federal Laws Uniform Guidance 2C.F.R.200. OFG determines which projects are appropriate to pursue through submission of new grant applications. The Office manages federally-funded project portfolios; ensures each project is budgeted and approved for online spending by the Department of Finance and the Office of Management and Budget, processes financial reimbursement draw-downs for goods and services procured, and officially closes each project period in collaboration with each Federal granting agency. OFG manages the indirect cost administrative budget to ascertain program compliance, and formulates monthly and quarterly cash management reports.

The Federal Programs Office grants management focus from Fiscal Year 2013 and beyond is to ensure total compliance with the Federal Funding Accountability and Transparency Act of 2006. The OFG will maintain a focus of continued performance improvement to include compliance training for directors of the various federal programs, to facilitate fluent knowledge of federal funding governing circulars. The OFG will also research issues of noncompliance and assist directors of relevant programs to come into compliance.

## Org 70150 Health Revenue Services

### **Functional Statement**

Health Revenue Services is an office within the Division of Financial Services and is responsible for the billing and collection of all Department of Health revenues. Health Revenue Services houses all cashiers in efforts to facilitate the collection of revenues generated from regulatory and service provider functions. Revenue generation is from contributions to malpractice insurance by healthcare providers; issuance of birth and death certificates; income from clinical services; payments for food handlers; and business permits which certify compliance with the statutes that govern Food Code. Health Revenue also serves as a clearing house for payment of various fines associated with non-compliance with regulatory statutes and collection of delinquent payments for past services rendered.

## Org 70300 Administration – Administrative Services

### **Functional Statement**

Administrative Services is a function of the Division of Support Services and specifically refers to Department of Health real estate. It provides oversight for the operations, maintenance, security, and transportation units.

## Org 70310 Transportation Services

### **Functional Statement**

Transportation Services is a part of the Division of Support Services. The Unit provides transportation and mail delivery services for the DOH. The Unit maintains a fleet of vehicles used in the delivery of packages and equipment, and provides shuttle services for Department of Health staff.

## Org 70320 Office of Human Resources

### **Functional Statement**

The Virgin Islands Department of Health's Human Resources (HR) Division provides quality human resource services to attract, develop, motivate, and retain a diverse workforce within a supportive work environment. This is accomplished with an emphasis on customer service and the improvement in the quality of work by all employees.

The Human Resource Division engages in employee recruitment as well as organizational and employee development through a variety of training offerings: employee relations and grievance resolution, compensation and benefits, Human Resource Information Management, and Disability Services management. The employee assistance programs furnish confidential assessments and make counseling, crisis intervention, and referral services available to employees.

## Org 70330 Maintenance

### **Functional Statement**

The Maintenance Unit is part of the Division of Support Services and is charged with housekeeping and facilities maintenance, which consists of repairs to the 91,000 square feet Charles Harwood Medical Complex on the island of St. Croix and the various Department of Health facilities on the island of St. Thomas. The Unit performs whatever tasks are necessary to maintain the various locations, including the overall security and protection of visitors and employees.

## Org 70420 Environmental Health Services

### **Functional Statement**

The Division of Environmental Health ensures compliance with public health standards. The Division performs inspections of food establishments, issues health permits, conducts general sanitation inspections of private homes and businesses, and responds to a variety of public health complaints. The Division is also responsible for vector control analysis.

## Org 70430 Alcohol, Drug Abuse & Mental Health Administration

### **Functional Statement**

The Division of Mental Health, Alcoholism, and Drug Dependency provides mental health and substance abuse services territory-wide. These services include substance abuse treatment and prevention, crisis intervention, outreach, case management, rehabilitation, and counseling.

## Org 70450 Long-Term Care Unit - STT

### **Functional Statement**

The Long Term Care Unit, also known as the Eldra Shulterbrandt Residential Facility (ESF), provides 24-hour comprehensive treatment in a secure setting to severely mentally ill adults on a voluntary and involuntary basis.

## Org 70460 Maternal Child Health (MCH) and Children with Special Health Care Needs (CSHCN) Services

### **Functional Statement**

The MCH and CSHCN Services program promotes quality healthcare for women, children, and families, including children with special health care needs.

## Org 70470 Family Planning Services

### **Functional Statement**

The Family Planning Program provides affordable, culturally sensitive, social and reproductive health services to women, men, and adolescents. This program encourages family participation in the decisions minors make and conducts activities which promote positive family relationships.

## Org 70500 Health Education

### **Functional Statement**

The Health Education Unit provides public health education and conducts disease prevention activities throughout the United States Virgin Islands. It also provides educational information and expertise and serves as a clearing-house for all health educational materials.

## Org 70530 General Clinic

### **Functional Statement**

The DOH Community Health Clinics provide general preventive health services to the people of the Virgin Islands as well as primary health care to individuals with limited access to such care from the private sector.

## Org 70540 Supportive Services

### **Functional Statement**

The Supportive Services Unit focuses on specific risk factors and associated interventions to address chronic diseases.

## Org 70560 Venereal Disease Control

### **Functional Statement**

The Venereal Disease Control Unit is responsible for the containment and prevention of sexually transmitted diseases. Services include HIV/TB/STD screening, diagnosis, treatment, and prevention activities.

## Org 70570 Immunization

### **Functional Statement**

The Immunization Unit immunizes infants, children, adolescents, adults, and persons traveling to other countries and increases access to affordable vaccination services through federal and local funding. The Unit also participates in educating healthcare providers and the general population about vaccine-preventable diseases.

DEPARTMENT OF HEALTH  
Departmental Financial Summary  
By Budget Category

	FY2014 Expenditure	FY2015 Grant Award	FY 2015 Appropriation/ Grant Award Received	FY2016 Projection
APPROPRIATED FUNDS				
GENERAL FUND				
PERSONNEL SERVICES	12,551,691	-	11,747,178	11,589,330
FRINGE BENEFITS	4,753,416	-	4,643,013	5,082,091
SUPPLIES	578,174	-	408,182	240,193
OTHER SERVICES	6,413,973	-	2,447,448	2,388,743
UTILITY	1,803,286	-	788,453	580,000
CAPITAL PROJECTS	31,961	-	-	-
TOTAL FUND- GENERAL FUND	26,132,501	-	20,034,274	19,880,357
SUPPLIES	357,543	-	544,423	544,423
OTHER SERVICES	1,025,428	-	1,856,034	1,856,034
UTILITY	160,749	-	111,500	111,500
CAPITAL PROJECTS	29,365	-	42,750	42,750
TOTAL FUND- HEALTH REVOLVING FUND	1,573,086	-	2,554,707	2,554,707
NON-LAPS				
TOTAL APPROPRIATED FUNDS	27,705,587	-	22,588,981	22,435,064
NON-APPROPRIATED FUNDS				
LOCAL FUNDS				
PERSONNEL SERVICES	497,495	-	433,223	433,223
FRINGE BENEFITS	186,657	-	167,900	171,194
SUPPLIES	55,200	-	55,200	75,300
OTHER SVS. & CHGS.	-	-	24,000	24,000
UTILITIES	-	-	-	-
CAPITAL OUTLAYS	13,344	-	-	-
TOTAL LOCAL FUNDS	752,696	-	680,323	703,717
FEDERAL FUNDS				
PERSONNEL SERVICES	5,245,861	5,719,555	-	5,719,555
FRINGE BENEFITS	2,019,437	2,434,577	-	2,434,576
SUPPLIES	6,100,301	6,178,239	-	6,188,239
OTHER SVS. & CHGS.	4,839,445	3,659,181	-	4,596,378
UTILITIES	26,111	15,000	-	15,000
CAPITAL OUTLAYS	833,365	301,913	-	301,913
TOTAL FEDERAL FUNDS	19,064,520	18,308,465	-	19,255,661
ARRA FUNDS				
PERSONNEL SERVICES	17,606	-	-	-
FRINGE BENEFITS	7,038	-	-	-
SUPPLIES	2,677	-	-	-
OTHER SVS. & CHGS.	303,494	-	-	-
CAPITAL OUTLAYS	-	-	-	-
TOTAL ARRA FUNDS	330,815	-	-	-
TOTAL NON-APPROPRIATED FUNDS	20,148,031	18,308,465	680,323	19,959,378
GRAND TOTAL	47,853,618	18,308,465	23,269,304	42,394,442

## HEALTH

Financial Summary  
Fiscal Year 2016 Governor's Recommendation  
All Funds - By Activity Center

		Personnel Services	Fringe Benefits	Supplies	Other Svcs. Chrgs.	Utilities	Capital Outlays	Miscellaneous	Total
APPROPRIATED FUNDS									
GENERAL FUND									
70000	ADMINISTRATION	767,630	274,881	-	35,807	-	-	-	1,078,318
70010	HLTH PLN R & STATS	252,423	123,515	-	-	-	-	-	375,938
70020	EMERGENCY MEDICAL SERV	2,676,173	1,102,912	-	-	-	-	-	3,779,085
70030	COMPUTER AND COMMUNICA	275,099	118,458	-	-	-	-	-	393,557
70050	ST. JOHN CLINIC	145,938	77,313	-	-	-	-	-	223,251
70110	FINANCIAL SVCS TER	539,306	246,054	-	-	-	-	-	785,360
70130	BUDGET CONTROL	86,040	44,577	-	-	-	-	-	130,617
70150	HEALTH REVENUE SERVICE	429,360	232,101	-	-	-	-	-	661,461
70300	ADMINISTRATION - ADM S	189,309	91,125	-	-	-	-	-	280,434
70310	TRANSPORATION SERVICES	67,535	37,614	-	-	-	-	-	105,149
70320	DISTRICT PERSONNEL OFF	166,639	76,868	-	-	-	-	-	243,507
70330	MAINTENANCE	956,643	566,482	-	-	580,000	-	-	2,103,125
70400	ADMINISTRATION - PHS	70,659	23,915	-	-	-	-	-	94,574
70420	ENVIRONMENTAL HEALTH	282,481	154,483	32,600	153,400	-	-	-	622,964
70430	ALCOHOL DRUG ABUSE PRO	334,162	100,740	-	1,781,456	-	-	-	2,216,358
70440	ALCOHOL DRUG ABUSE TER	794,658	299,621	-	-	-	-	-	1,094,279
70450	LONG TERM CARE UNIT	619,034	246,645	-	111,645	-	-	-	977,324
70460	MCH - CC SERVICES	491,052	204,541	12,000	110,200	-	-	-	817,793
70470	FAMILY PLANNING SERVIC	50,686	29,394	6,115	4,000	-	-	-	90,195
70500	HEALTH EDUCATION	-	-	1,500	11,986	-	-	-	13,486
70530	GENERAL CLINIC	183,985	89,573	22,385	12,230	-	-	-	308,173
70540	SUPPORT SERVICES	2,089,738	881,097	8,650	4,490	-	-	-	2,983,975
70560	VENEREAL DISEASE CONTR	70,780	35,929	9,833	5,625	-	-	-	122,167
70570	IMMUNIZATION	-	-	135,853	140,500	-	-	-	276,353
70630	SURVEILLANCE INFECTIOU	50,000	24,253	11,257	17,404	-	-	-	102,914
TOTAL GENERAL FUND		11,589,330	5,082,091	240,193	2,388,743	580,000	-	-	19,880,357
HEALTH REVOLVING FUND NON-LAPS									
70000	ADMINISTRATION	-	-	40,533	97,252	-	-	-	137,785
70010	HLTH PLN R & STATS	-	-	4,800	6,400	-	-	-	11,200
70020	EMERGENCY MEDICAL SERV	-	-	52,875	49,000	-	-	-	101,875
70030	COMPUTER AND COMMUNICA	-	-	69,000	165,100	-	42,750	-	276,850
70050	ST. JOHN CLINIC	-	-	48,000	67,898	50,000	-	-	165,898
70060	OFFICE OF RISK MANANGE	-	-	5,700	374,000	-	-	-	379,700
70110	FINANCIAL SVCS TER	-	-	18,500	171,100	-	-	-	189,600
70130	BUDGET CONTROL	-	-	7,000	5,300	-	-	-	12,300
70140	FEDERAL PROGRAMS OFFIC	-	-	4,420	3,700	-	-	-	8,120
70150	HEALTH REVENUE SERVICE	-	-	11,500	5,900	-	-	-	17,400



DEPARTMENT OF HEALTH  
Financial Summary  
Fiscal Year 2016 Governor's Recommendation  
All Funds - By Activity Center

		Personnel Services	Fringe Benefits	Supplies	Other Svcs. Chrgs.	Utilities	Capital Outlays	Miscellaneous	Total
70300	ADMINISTRATION - ADM S	-	-	7,000	56,300	-	-	-	63,300
70310	TRANSPORATION SERVICES	-	-	20,605	166,709	-	-	-	187,314
70320	DISTRICT PERSONNEL OFF	-	-	4,950	16,000	-	-	-	20,950
70330	MAINTENANCE	-	-	149,540	478,500	-	-	-	628,040
70420	ENVIRONMENTAL HEALTH	-	-	40,000	41,000	-	-	-	81,000
70460	MCH - CC SERVICES	-	-	60,000	151,875	61,500	-	-	273,375
TOTAL HEALTH REVOLVING FUND NON-LAPS		-	-	544,423	1,856,034	111,500	42,750	-	2,554,707
TOTAL APPROPRIATED FUNDS		11,589,330	5,082,091	784,616	4,244,777	691,500	42,750	-	22,435,064
NON-APPROPRIATED FUNDS									
LOCAL FUNDS									
70000	ADMINISTRATION	433,223	171,194	75,300	24,000	-	-	-	703,717
TOTAL LOCAL FUNDS		433,223	171,194	75,300	24,000	-	-	-	703,717
FEDERAL FUNDS									
	TOBACCO GRANT	118,000	46,556	-	160,183	-	-	-	324,739
70000	ADMINISTRATION	404,179	174,330	27,582	412,329	-	67,190	-	1,085,610
70020	EMERGENCY MEDICAL SERV	-	-	-	-	-	-	-	-
70440	ALCOHOL DRUG ABUSE	-	-	-	-	-	-	-	-
70460	MCH-CC SERVICES	-	-	-	-	-	-	-	-
70470	FAMILY PLANNING SERVIC	-	-	-	-	-	-	-	-
70490	NUTRITION SERVICES	970,150	438,380	5,439,556	424,554	15,000	80,000	-	7,367,640
70504	SERVICES TO ADULTS	580,413	266,043	21,354	1,069,276	-	16,000	-	1,953,086
70506	MCH-CC SERVICES	1,319,155	541,852	70,888	1,475,230	-	65,500	-	3,472,625
70507	FAMILY PLANNING SERVIC	443,289	203,006	99,990	188,165	-	10,000	-	944,450
70514	SUPPORT SERVICES	337,830	92,880	441,517	84,667	-	-	-	956,894
70516	VENEREAL DISEASE CONTR	106,105	48,532	1,214	28,000	-	-	-	183,851
70517	TUBERCULOSIS	50,000	18,261	4,284	45,755	-	-	-	118,300
70540	SUPPORT SERVICES	569,790	248,778	69,482	359,737	-	63,223	-	1,311,010
70560	VENEREAL DISEASE CONTR	-	-	-	-	-	-	-	-
70570	IMMUNIZATION	820,644	355,959	12,373	348,481	-	-	-	1,537,457
TOTAL FEDERAL FUNDS		5,719,555	2,434,577	6,188,240	4,596,377	15,000	301,913	-	19,255,662
TOTAL NON-APPROPRIATED		6,152,778	2,605,771	6,263,540	4,620,377	15,000	301,913	-	19,959,379
GRAND TOTAL		17,742,108	7,687,862	7,048,156	8,865,154	706,500	344,663	-	42,394,443

Government of the Virgin Islands  
Listing of Federal Grants - 2016

CFDA NO.	GOVERNMENT ENTITY Federal Grantor Grant Description Type of Assistance	MATCH RATIO FEDERAL/LOCAL or 100% FEDERAL	FY 2014 ACTUAL Expenditure	FY 2015 ESTIMATED Award	FY 2016 PROJECTED Award	LOCAL MATCH FUNDS	GRANT PERIOD
<b>ORG 700 DEPARTMENT OF HEALTH</b>							
<b>U.S. Department of Agriculture</b>							
10.557	SPECIAL SUPPLEMENTAL NUTRITION PROGRAM FOR WOMEN, INFANTS AND CHILDREN FORMULA - WIC PROGRAM	100%	7,111,978	7,367,640	7,367,640	-	10/01/15-09/30/16
	<b>Sub-Total</b>		<b>7,111,978</b>	<b>7,367,640</b>	<b>7,367,640</b>	-	
<b>U.S. Department of the Interior</b>							
15.875	ECONOMIC, SOCIAL, & POLITICAL DEVELOPMENT OF THE TERRITORIES DIRECT PAYMENTS WITH UNRESTRICTED USE / FORMULA / PROJECT						
	<b>CAPITAL IMPROVEMENT PROGRAM</b>						
	(1) Eldra Schulerbrandt Long-Term Care Facility Repair and Retrofit, STT	100%	102,386	-	-	-	09/13/12-08/30/17
	<b>TECHNICAL ASSISTANCE PROGRAM</b>						
	(1) Procurement of New Ambulances and Spare Parts, Territorial	100%	499,600	-	-	-	08/22/11-12/31/13
	(2) VI DOH Board of Licensing, Credential & Renewal Processes Program, Territorial	100%	26,589	-	-	-	02/23/12-06/30/14
	<b>Sub-Total</b>		<b>628,575</b>	-	-	-	
<b>U.S. Department of Education</b>							
84.181A	SPECIAL EDUCATION-GRANTS FOR INFANTS AND FAMILIES FORMULA	100%	1,488,483	779,828	779,828	-	07/01/16-09/30/18
	<b>Sub-Total</b>		<b>1,488,483</b>	<b>779,828</b>	<b>779,828</b>	-	

Government of the Virgin Islands Listing of Federal Grants - 2016							
CFDA NO.	GOVERNMENT ENTITY Federal Grantor Grant Description Type of Assistance	MATCH RATIO FEDERAL/LOCAL or 100% FEDERAL	FY 2014 ACTUAL Expenditure	FY 2015 ESTIMATED Award	FY 2016 PROJECTED Award	LOCAL MATCH FUNDS	GRANT PERIOD
	<b>U.S. Department of Health and Human Services</b>						
93.074	HOSPITAL PREPAREDNESS AND PUBLIC HEALTH EMERGENCY PREPAREDNESS ALIGNED COOPERATIVE AGREEMENTS COOPERATIVE AGREEMENT - HPP AND PHEP	100%	491,812	762,948	762,948	-	07/01/16-06/30/17
93.110	MATERNAL AND CHILD HEALTH FEDERAL CONSOLIDATED PROGRAMS PROJECT	100%	50,219	26,215	26,215	-	12/01/15-11/30/16
93.116	PROJECT GRANTS AND COOPERATIVE AGREEMENTS FOR TUBERCULOSIS CONTROL PROGRAMS COOPERATIVE AGREEMENTS - TUBERCULOSIS PREVENTION AND CONTROL AND LABORATORY PROGRAM	100%	141,347	118,300	118,300	-	01/01/16-12/31/16
93.127	EMERGENCY MEDICAL SERVICES FOR CHILDREN COOPERATIVE AGREEMENTS / PROJECT - EMS FOR CHILDREN	100%	81,949	130,000	130,000	-	03/01/16-02/28/17
93.130	COOPERATIVE AGREEMENTS TO STATES/TERRITORIES FOR THE COORDINATION AND DEVELOPMENT OF PRIMARY CARE OFFICES COOPERATIVE AGREEMENTS - STATE PCO	100%	112,860	157,662	157,662	-	04/01/16-03/31/17
93.136	INJURY PREVENTION AND CONTROL RESEARCH AND STATE AND COMMUNITY BASED PROGRAMS PROJECT - NATIONAL CENTER FOR INJURY PREVENTION AND CONTROL	100%	14,236	35,000	35,000	-	02/01/16-01/31/17
93.150	PROJECTS FOR ASSISTANCE IN TRANSITION FROM HOMELESSNESS FORMULA - PATH	100%	50,000	50,000	50,000	-	09/01/16-08/31/17

Government of the Virgin Islands  
Listing of Federal Grants - 2016

CFDA NO.	GOVERNMENT ENTITY Federal Grantor Grant Description Type of Assistance	MATCH RATIO FEDERAL/LOCAL or 100% FEDERAL	FY 2014 ACTUAL Expenditure	FY 2015 ESTIMATED Award	FY 2016 PROJECTED Award	LOCAL MATCH FUNDS	GRANT PERIOD
93.217	FAMILY PLANNING-SERVICES <i>PROJECT - FP SERVICES</i> (1) Title X Family Planning Services, Territorial	100%	669,300	824,450	824,450	-	09/01/16-06/30/17
	(2) Integration of HIV Prevention Services into Family Planning Programs, Territorial	100%	31,085	120,000	120,000	-	09/01/16-08/31/17
93.243	SUBSTANCE ABUSE AND MENTAL HEALTH SERVICES- PROJECTS OF REGIONAL & NATIONAL SIGNIFICANCE <i>PROJECT - PRNS</i>	100%	640,454	148,804 *	1,096,000	-	07/01/16-06/30/17
93.251	UNIVERSAL NEWBORN HEARING SCREENING <i>PROJECT</i>	100%	172,725	250,000	250,000	-	04/01/16-03/31/17
93.259	RURAL ACCESS TO EMERGENCY DEVICES GRANT AND PUBLIC ACCESS TO DEFIBRILLATION DEMONSTRATION GRANT <i>PROJECT - RAED &amp; PADDP</i>	100%	47,383	-	-	-	09/01/13-08/31/14
93.268	IMMUNIZATION COOPERATIVE AGREEMENTS <i>PROJECT - IMMUNIZATIONS CoAG AND VACCINES FOR CHILDREN PROGRAM</i>	100%	1,395,658	1,556,689	1,556,689	-	01/01/16-12/31/16
93.283	CENTERS FOR DISEASE CONTROL AND PREVENTION- INVESTIGATIONS AND TECHNICAL ASSISTANCE <i>COOPERATIVE AGREEMENTS - CDC-INVESTIGATIONS, TECHNICAL ASSISTANCE</i>	100%	34,463	-	-	-	01/01/13-12/31/13
93.323	EPIDEMIOLOGY AND LABORATORY CAPACITY FOR INFECTIOUS DISEASES (ELC) <i>COOPERATIVE AGREEMENTS - ELC PROGRAM</i>	100%	-	150,000	150,000	-	08/01/16-07/31/17

Government of the Virgin Islands  
Listing of Federal Grants - 2016

CFDA NO.	GOVERNMENT ENTITY Federal Grantor Grant Description Type of Assistance	MATCH RATIO FEDERAL/LOCAL or 100% FEDERAL	FY 2014 ACTUAL Expenditure	FY 2015 ESTIMATED Award	FY 2016 PROJECTED Award	LOCAL MATCH FUNDS	GRANT PERIOD
93.505	AFFORDABLE CARE ACT MATERNAL, INFANT, AND EARLY CHILDHOOD HOME VISITING PROGRAM <i>FORMULA / PROJECT - ACA HOME VISITING PROGRAM</i>	100%	1,021,525	1,000,000	1,000,000	-	09/01/16-09/30/18
93.521	THE AFFORDABLE CARE ACT: BUILDING EPIDEMIOLOGY, LABORATORY, AND HEALTH INFORMATION SYSTEMS CAPACITY IN THE EPIDEMIOLOGY AND LABORATORY CAPACITY FOR INFECTIOUS DISEASE (ELC) AND EMERGING INFECTIONS PROGRAM (EIP) COOPERATIVE AGREEMENTS; PPHF <i>COOPERATIVE AGREEMENTS - ELC/EIP - PREVENTION AND PUBLIC HEALTH FUND AND OTHER CAPACITY- BUILDING ACTIVITIES</i>	100%	4,727	200,000	200,000	-	08/01/16-07/31/17
93.887	HEALTH CARE AND OTHER FACILITIES <i>PROJECT - RENOVATION OR CONSTRUCTION PROJECTS</i>	100%	689,858	-	-	-	09/01/10-04/30/14
93.917	HIV CARE FORMULA GRANT <i>FORMULA</i>	100%	1,025,534	815,789	815,789	-	04/01/16-03/31/17
93.940	HIV PREVENTION ACTIVITIES - HEALTH DEPARTMENT BASED <i>COOPERATIVE AGREEMENTS - HIV PREVENTION PROGRAM</i>	100%	556,719	690,311	690,311	-	01/01/16/-12/31/16
93.944	HIV/AIDS SURVEILLANCE <i>COOPERATIVE AGREEMENTS - HIV/AIDS SURVEILLANCE</i>	100%	149,794	141,105	141,105	-	01/01/16-12/31/16
93.945	ASSISTANCE PROGRAMS FOR CHRONIC DISEASE PREVENTION AND CONTROL <i>COOPERATIVE AGREEMENTS</i>	100%	175,983	324,739	324,739	-	03/29/16-03/28/17

Government of the Virgin Islands  
Listing of Federal Grants - 2016

CFDA NO.	GOVERNMENT ENTITY Federal Grantor Grant Description Type of Assistance	MATCH RATIO FEDERAL/LOCAL or 100% FEDERAL	FY 2014 ACTUAL Expenditure	FY 2015 ESTIMATED Award	FY 2016 PROJECTED Award	LOCAL MATCH FUNDS	GRANT PERIOD
93.958	BLOCK GRANTS FOR COMMUNITY MENTAL HEALTH SERVICES <i>FORMULA - CMHS BLOCK GRANT</i>	100%	131,428	169,385	169,385	-	10/01/15-09/30/17
93.959	BLOCK GRANTS FOR PREVENTION AND TREATMENT OF SUBSTANCE ABUSE <i>FORMULA - SUBSTANCE ABUSE BLOCK GRANT (SABG)</i>	100%	579,989	637,700	637,700	-	10/01/15-09/30/17
93.977	PREVENTIVE HEALTH SERVICES-SEXUALLY TRANSMITTED DISEASES CONTROL GRANTS <i>PROJECT - STD PREVENTION GRANTS</i>	100%	214,547	183,851	183,851	-	01/01/16-12/31/16
93.991	PREVENTIVE HEALTH AND HEALTH SERVICES BLOCK GRANT <i>FORMULA - PHHS BLOCK GRANTS</i>	100%	115,862	270,699	270,699	-	10/01/15-09/30/17
93.994	MATERNAL AND CHILD HEALTH SERVICES BLOCK GRANT <i>FORMULA - MCH BLOCK GRANT</i>	57/43%	1,236,027	1,397,350	1,397,350	1,091,168	10/01/15-09/30/17
	<b>Sub-Total</b>		<b>9,835,484</b>	<b>10,160,997</b>	<b>11,108,193</b>	<b>1,091,168</b>	
	<b>TOTAL ORG 700 DEPARTMENT OF HEALTH</b>		<b>19,064,520</b>	<b>18,308,465</b>	<b>19,255,661</b>	<b>1,091,168</b>	

\*Carry-Forward balances to cover Personnel & Fringe costs Only for FY 2015.

Government of the Virgin Islands  
Listing of ARRA Federal Grants - 2016

CFDA NO.	GOVERNMENT ENTITY Federal Grantor Grant Description Type of Assistance	MATCH RATIO FEDERAL/LOCAL or 100% FEDERAL	FY 2014 ACTUAL Expenditure	FY 2015 ESTIMATED Award	FY 2016 PROJECTED Award	LOCAL MATCH FUNDS	GRANT PERIOD
<b>ORG 700 DEPARTMENT OF HEALTH</b>							
<b>U.S. Department of Health and Human Services</b>							
93.719	STATE GRANTS TO PROMOTE HEALTH INFORMATION TECHNOLOGY COOPERATIVE AGREEMENTS		330,815	-	-	-	02/08/10-02/07/14
	<b>Sub-Total</b>		<b>330,815</b>	-	-	-	
	<b>TOTAL ORG 700 DEPARTMENT OF HEALTH</b>		<b>330,815</b>	-	-	-	

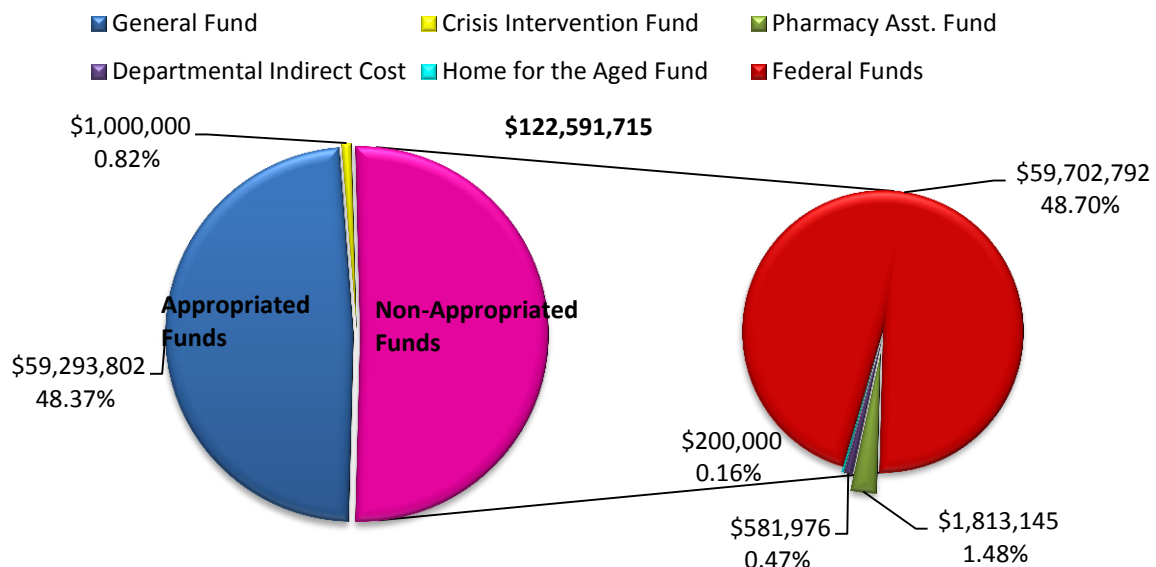


## DEPARTMENT OF HUMAN SERVICES

Maintenance and Transportation-  
 Commissioner Office  
 Executive Office  
 Planning and Development  
 Personnel and Labor Relations  
 Fiscal and Administrative Operations  
 Management Evaluation  
 Office of the Legal Counsel  
 Research and Resource Development  
 Administration – Senior Citizens’ Affairs  
 Homes and Nutrition (Home of the Aged  
 and Nutrition for the Elderly)  
 Socio-Recreation

## DEPARTMENT OF HUMAN SERVICES

Elderly Social Services  
 Adult Protective Services  
 Lucinda Millin and Whim Gardens  
 Admin. – Disabilities and Rehabilitation Services  
 Vocational Rehabilitation Services  
 Special Services  
 Administration – Children, Youth and Families  
 Pre-School Services  
 Intervention Services  
 Youth Promotion and Delinquency Prevention Program  
 Youth Rehabilitation Center  
 Administration – Financial Programs  
 Income Maintenance  
 Food Stamp  
 Energy Assistance  
 General Social Services  
 JOBS  
 Administration – Office of Child Care and Regulatory  
 Services  
 Bureau of Licensing  
 Office of Intake and Emergency  
 Residential Services





## Department of Human Services

**ORGANIZATIONAL TYPE:** Social and Service

### Mission Statement

The Department of Human Services (DHS) mission is to provide social services that will enhance the quality of life for individuals and families with diverse needs.

### Scope and Overview

Pursuant to Title 34 of the Virgin Islands Code, the Department of Human Services is the State Agency for all publicly financed social service programs, except those of public health and housing programs, and provides services to the poor, the disabled, the juvenile delinquent, the elderly, and the low income family. Moreover, in accordance with Title 5, Section 2536 of the Virgin Islands Code, it serves as the authorized agency for the protection and care of abused and neglected children. Additionally, Executive Order No. 416-2005 authorizes the Department of Human Services to serve as the lead agency for coordinating the activities of the Inter-Agency Council on Homelessness.

Consistent with its statutory authority, the Department of Human Services provides a comprehensive service delivery system organized through the following divisions: Division of Children, Youth and Families; Division of Disabilities and Rehabilitation Services; Division of Financial Programs; and the Division of Senior Citizens Affairs. It also contains the Office of Child Care and Regulatory Services, Office of Intake and Emergency Services, and the Office of Residential Services.

### Strategic Goals:

1. Service Delivery
2. Advocacy
3. Protection
4. Preserving Families
5. Self Sufficiency

### Performance Goals:

1. Increase accessibility to services
2. Deliver effective services
3. Enhance operational efficiency
4. Fill service gaps
5. Strengthen families

## Org 72010 Executive Office

### Functional Statement

The Executive Office of the Commissioner monitors and ensures the effective and efficient operation of four (4) major divisions, three (3) offices, three (3) 24-hour residential facilities, and all Administrative Support Service Units.

## Org 72000 Maintenance & Transportation-Commissioner's Office

### **Functional Statement**

The Maintenance and Transportation Unit supports the delivery of services to consumers through the coordination and implementation of a comprehensive system of physical plant upkeep for approximately sixty-seven (67) sites. This component also operates and maintains a comprehensive fleet management system of over one hundred fifty (150) vehicles that support the operations of all departmental programs.

## Org 72020 Management Information Systems (MIS) and Operations

### **Functional Statement**

The MIS and Operations Units support the delivery of services to consumers by providing communication and technology planning and support, risk management, and emergency response and management.

## Org 72030 Human Resources, Labor Relations and Payroll Operations

### **Functional Statement**

The Human Resources and Labor Relations Office provides overall administration for all areas of personnel resources and labor relations in coordination with the Executive Office of the Commissioner, including managing vacancies and staffing levels, maintaining an effective performance management system, ensuring compliance with collective bargaining agreements, handling dispute and grievance resolutions, providing training and development, and promoting good employee relations.

## Org 72040 Fiscal and Budgetary Affairs

### **Functional Statement**

The Fiscal and Administrative Operations Office is responsible for the maintenance and operation of an efficient system of accounting and budgetary controls for all divisions and activity centers of the Department. This Office formulates policies and plans wherever accounting and budgeting activities are involved throughout the Department. Additionally, the Office is responsible for the overall administration for the payroll operations of the agency, submission of all financial reports, drawdown of federal funds related to budgets, payroll, accounts receivable/payable, auditing, processing of utility bills and all other invoices related to the payment process.

## Org 72050 Management Evaluation

### **Functional Statement**

Management Evaluation conducts reviews of sample cases from the Supplemental Nutritional Assistance Program (SNAP) and the Food Stamps Program and Temporary Assistance for Needy Families (TANF), to ensure federal compliance with regulations governing the Food Stamp Program.

## Org 72060 Office of the Legal Counsel

### **Functional Statement**

The Office of the Legal Counsel provides legal guidance to the Department, reviews all pending litigation, and reviews and/or drafts agreements. The Offices of Fraud, Fair Hearings, and Appeals have been consolidated with the Office of Legal Counsel, which oversees all Fair Hearings for households and individuals aggrieved by any action of DHS. The Legal Counsel also administers the Interstate Compact on the Placement of Children (ICPC), which serves as the central clearing point for all interstate home study requests and referrals for interstate placements. The Office of Legal Counsel also administers the Criminal Victims Compensation Program.

## Org 72070 Research and Resource Development

### **Functional Statement**

Research and Resource Development is responsible for providing statistical information and grants and program management support that enable the Department to remain responsive to its client population and community stakeholders.

## Org 72100 Administration - Senior Citizens' Affairs

### **Functional Statement**

The Administration-Senior Citizens' Affairs Unit provides administrative oversight, planning, coordination and direction of all Programs for disabled adults and the elderly. These Programs include protective services, homes for the aged, nutrition, information and referral, in-home services, family care giver services, employment services, socio-recreational, support, and volunteer programs. The Office provides oversight of three (3) federally funded Programs: Foster Grandparents, Retired and Senior Volunteer Program, and Senior Community Services Employment Program.

## Org 72110 Homes and Nutrition (Homes of the Aged and Nutrition Program for the Elderly)

### **Functional Statement**

The Homes and Nutrition Unit provides twenty-four (24)-hour, year-round residential care, including nursing and support services for frail elderly individuals. Nutritious meals are provided for the home bound and at congregate sites via the Nutrition Program for the Elderly.

## Org 72120 Socio-Recreation

### **Functional Statement**

The Socio-Recreation Unit operates Senior Citizens Centers for persons over sixty (60) years old who meet daily during the week for recreational, health, supportive, social, spiritual, and educational activities. It prevents social isolation and increases the well-being of the elderly.

## Org 72130 Elderly Social Services

### **Functional Statement**

The Elderly Social Services Unit is a combination of three (3) Programs that provide a variety of services to senior citizens. The Homemaker Services Program provides light housekeeping and chore services to disabled adults and frail, at-risk elderly persons. Information and Referral Services provides valuable information to senior citizens, seniors ID cards, and makes referrals to other internal and external services. Seniors use their ID cards for various services and senior discounts at participating businesses. The Senior Pharmaceutical Application Program (SPAP) serves persons sixty (60) years old and older and provides assistance to procure prescription medication.

## Org 72140 Adult Protective Services

### **Functional Statement**

The Adult Protective Services Unit provides case management and protective services to disabled adults and elderly persons. All suspected cases of disabled adult and elder abuse, exploitation, and/or neglect, are referred to this Program. The Unit also processes applications for the Homes for the Aged and provides direct services to individuals benefiting from the Disabled Persons Special Fund and the Cancer Care Program.

## Org 72160 Lucinda Millin and Whim Gardens

### **Functional Statement**

The Lucinda Millin and Whim Gardens Programs provide supportive nursing care for elderly persons who are semi-independent and need total care, residing at the Lucinda Millin and Whim Gardens assisted living homes.

## Org 72300 Administration - Disabilities and Rehabilitation Services

### **Functional Statement**

The Administration-Disabilities and Rehabilitation Services Unit provides Territorial administrative oversight of the Vocational Rehabilitation (VR) and Special Services Programs which include: Independent Living Programs, Community Rehabilitation facilities, and the Disabled Persons Fund.

## Org 72310 Vocational Rehabilitation Services

### **Functional Statement**

The Vocational Rehabilitation Services Unit provides local match funds to the Federal Vocational Rehabilitation Program which assesses, plans, develops, and provides vocational rehabilitation services to eligible individuals with disabilities to enable them to prepare for, and engage in, gainful employment.

## Org 72400 Administration – Children and Family Services

### **Functional Statement**

The Administration of the Children and Family Services Unit provides territorial administrative support and oversight to the Office of Intervention Services and foster care services in the areas of personnel, fiscal and grants management, planning, program development, monitoring, and evaluation.

## Org 72410 Pre-School Services

### **Functional Statement**

The Pre-school Services Unit administers the Head Start Program, which provides a comprehensive Early Childhood Program for eligible low-income families.

## Org 72430 Juvenile Justice Services

### **Functional Statement**

The Juvenile Justice Services Unit provides case management services to minors and their families in the Territory in accordance with appropriate federal and local statutes. Services include juvenile justice, Persons In Need of Supervision (PINS), pre-delinquents, and pre-trial and post trial services for juvenile offenders.

## Org 72440 Youth Rehabilitation Center (YRC)

### **Functional Statement**

The Youth Rehabilitation Center provides a twenty-four (24)-hour safe, secure, detention facility for pre-trial male and female adjudicated youth, and youth transferred as adults for committing serious felonies.

## Org 72500 Administration – Financial Programs

### **Functional Statement**

Administration – Financial Programs is responsible for the oversight, coordination, monitoring, and implementation of all federal and local policies related to the Food Stamp, Public Assistance, and Temporary Assistance to Needy Families (TANF), Jobs Opportunity Basic Skills (JOBS), and Energy Assistance programs.

## Org 72510 Public Financial Assistance

### **Functional Statement**

Income Maintenance is responsible for providing monthly cash assistance to all eligible individuals and families territory-wide in accordance with federal and local regulations.

## Org 72520 Supplemental Nutrition Assistance Program (SNAP, Formerly Food Stamp)

### **Functional Statement**

The Food Stamp Program is responsible for issuing food benefits to eligible recipients in accordance with Federal regulations.

## Org 72530 Energy Assistance

### **Functional Statement**

The Energy Assistance Unit assists low-income households in the Territory with paying electricity and gas bills.

## Org 72550 Jobs

### **Functional Statement**

The Jobs Unit provides transition support services to eligible Temporary Assistance to Needy Families (TANF) recipients, in accordance with the Personal Responsibility and Work Opportunity Reconciliation Act (PRWORA) of 1996, which requires recipients of the TANF Program to work in exchange for time limited assistance.

## Org 72600 Administration - Office of Child Care and Regulatory Services

### **Functional Statement**

The Administration–Office of Child Care and Regulatory Services Unit is responsible for administrative oversight of the Child Care Development Program and the Bureau of Licensing.

## Org 72610 Bureau of Licensing

### **Functional Statement**

The Department of Human Services, Office of Child Care is responsible for licensing and monitoring public and private Early Learning Programs and Youth Enhancement Programs, in accordance with local and Federal health and safety regulations.

## Org 72700 Office of Intake and Emergency Services

### **Functional Statement**

The Office of Intake and Emergency Services accepts, screens, and investigates referrals, inquiries, and reports of alleged abuse and neglect. The Office provides Emergency Welfare Services and Family Preservation Assistance to individuals and families who are at-risk or who need emergency services.

## Org 72800 Residential Services

### **Functional Statement**

The Office of Residential Services coordinates residential placements of adults, adolescents, and children with disabling conditions or behaviors that require specialized residential treatment at facilities within the Virgin Islands as well as on the US mainland.

## Org 72901 Medical Assistance

### **Functional Statement**

The Medical Assistance Program (MAP) provides insurance coverage for the indigent population of the Virgin Islands through coverage of healthcare costs. The Program provides timely payments to vendors rendering healthcare services to Medicaid recipients, and maintains trend information on health status of enrolled recipients.

DEPARTMENT OF HUMAN SERVICES  
Departmental Financial Summary  
By Budget Category

	FY2014 Expenditure	FY2015 Grant Award	FY 2015 Appropriation/ Grant Award Received	FY2016 Projection
APPROPRIATED FUNDS				
GENERAL FUND				
PERSONNEL SERVICES	16,315,307	-	16,173,938	17,047,941
FRINGE BENEFITS	6,971,205	-	6,710,858	7,965,170
SUPPLIES	1,333,329	-	1,601,333	1,622,333
OTHER SERVICES	33,760,942	-	34,378,177	28,930,615
UTILITY	3,394,236	-	3,473,500	3,727,743
CAPITAL PROJECTS	424,266	-	-	-
TOTAL FUND- GENERAL FUND	62,199,285	-	62,337,806	59,293,802
OTHER SERVICES	63,903	-	-	-
TOTAL FUND- INTERNAL REVENUE MATCHING	63,903	-	-	-
TOTAL APPROPRIATED FUNDS	62,263,189	-	62,337,806	59,293,802
NON-APPROPRIATED FUNDS				
LOCAL FUNDS				
PERSONNEL SERVICES		-	-	-
FRINGE BENEFITS	-	-	-	-
SUPPLIES	200,000	-	200,000	200,000
OTHER SVS. & CHGS.	500,000	-	1,000,000	1,000,000
OTHER SVS. & CHGS.	1,813,145	-	1,813,145	1,813,145
TOTAL LOCAL FUNDS	2,513,145	-	3,013,145	3,013,145
FEDERAL FUNDS				
PERSONNEL SERVICES	11,252,635	14,846,631	-	14,831,089
FRINGE BENEFITS	5,457,786	7,710,024	-	7,743,415
SUPPLIES	903,143	1,886,829	-	1,868,319
OTHER SVS. & CHGS.	43,134,995	34,904,386	-	34,884,969
UTILITIES	644,319	295,000	-	375,000
CAPITAL OUTLAYS	308,919	-	-	-
TOTAL FEDERAL FUNDS	61,701,797	59,642,870	-	59,702,792
ARRA FUNDS				
PERSONNEL SERVICES	-	-	-	-
FRINGE BENEFITS	-	-	-	-
SUPPLIES	-	-	-	-
OTHER SVS. & CHGS.	-	-	-	-
UTILITIES	-	-	-	-
CAPITAL OUTLAYS	-	-	-	-
TOTAL ARRA FUNDS	-	-	-	-
TOTAL NON-APPROPRIATED FUNDS	64,214,942	59,642,870	3,013,145	62,715,937
GRAND TOTAL	126,478,131	59,642,870	65,350,951	122,009,739

DEPARTMENT OF HUMAN SERVICES  
Financial Summary  
Fiscal Year 2016 Governor's Recommendation  
All Funds - By Activity Center

		Personnel Services	Fringe Benefits	Supplies	Other Svcs. Chrgs.	Utilities	Capital Outlays	Miscellaneous	Total
APPROPRIATED FUNDS									
GENERAL FUND									
72000	MAINTENANCE & TRANSPOR	1,225,312	700,982	175,000	405,000	-	-	-	2,506,294
72001	LEGAL COUNSEL	246,000	71,906	600	1,500	-	-	-	320,006
72010	EXECUTIVE OFFICE	837,265	265,797	32,000	310,000	-	-	-	1,445,062
72020	PLANNING & OPERATIONS	207,702	100,657	33,000	17,400	-	-	-	358,759
72030	HUMAN RESOURCES & LABO	513,505	240,015	20,000	10,000	-	-	-	783,520
72040	FISCAL & BUDGETARY AF	608,919	275,553	25,000	1,553,497	3,049,100	-	-	5,512,069
72050	FP PERFORMANCE REP & S	283,418	145,309	4,000	6,000	-	-	-	438,727
72070	RESEARCH & RESOURCE DE	65,000	24,124	600	1,000	-	-	-	90,724
72100	SCA OFFICE OF ADMINIST	326,585	134,946	7,000	3,000	-	-	-	471,531
72110	SCA HOMES	2,545,915	1,449,080	679,500	1,980,000	-	-	-	6,654,495
72120	SCA SOCIO RECREATIONAL	672,187	178,114	78,000	200,000	-	-	-	1,128,301
72130	ELDERLY SOCIAL SERVICE	430,781	256,529	22,021	105,000	-	-	-	814,331
72140	ELDERLY PROTECTIVE SER	534,578	227,443	6,000	10,000	-	-	-	778,021
72150	SENIOR COMM SERV EMPLO	69,789	31,112	11,000	15,000	-	-	-	126,901
72160	LUCINDA MILLIN/WHIM GA	413,693	221,185	10,000	2,000	-	-	-	646,878
72300	DRS OFFICE OF ADMINIST	172,000	71,601	2,000	-	3,500	-	-	249,101
72310	VOCATIONAL REHAB SERVI	120,200	61,306	3,000	277,000	-	-	-	461,506
72320	DRS SPECIAL SERVICES	-	-	-	300,000	-	-	-	300,000
72400	CYF OFFICE OF ADMINIST	349,041	170,560	12,000	1,041,393	-	-	-	1,572,994
72410	PRESCHOOL SERVICES	2,053,865	753,754	10,000	250,000	100,000	-	-	3,167,619
72420	EVALUA & DIAGNOSIS INT	689,290	320,681	27,000	704,730	-	-	-	1,741,701
72440	YOUTH REHABILITATION C	1,784,700	876,930	200,000	592,267	225,000	-	-	3,678,897
72500	FP OFFICE OF ADMINISTR	118,586	34,385	10,000	125,000	-	-	-	287,971
72510	FP INCOME MAINTENANCE	435,844	212,797	-	1,745,889	-	-	-	2,394,530
72520	FOOD STAMP	919,741	514,814	231,185	1,676,335	230,143	-	-	3,572,218
72540	GENERAL SOCIAL SERVICE	60,821	22,947	-	-	-	-	-	83,768
72600	CCRS OFFICE OF ADMINIS	68,000	24,260	-	-	-	-	-	92,260
72610	CHILD CARE LIC. & REG	29,159	24,121	-	-	-	-	-	53,280
72700	INTAKE & EMERGENCY SER	268,493	108,323	-	100,000	-	-	-	476,816
72800	OFFICE OF RESIDENTIAL	115,420	43,495	13,000	13,608,003	-	-	-	13,779,918
72901	BUREAU HEALTH INSURANC	882,132	402,444	10,427	3,890,601	120,000	-	-	5,305,604
TOTAL GENERAL FUND		17,047,941	7,965,170	1,622,333	28,930,615	3,727,743	-	-	59,293,802
TOTAL APPROPRIATED FUNDS		17,047,941	7,965,170	1,622,333	28,930,615	3,727,743	-	-	59,293,802



DEPARTMENT OF HUMAN SERVICES  
Financial Summary  
Fiscal Year 2016 Governor's Recommendation  
All Funds - By Activity Center

	Personnel Services	Fringe Benefits	Supplies	Other Svcs. Chrgs.	Utilities	Capital Outlays	Miscellaneous	Total
NON-APPROPRIATED FUNDS								
LOCAL FUNDS								
72110 HOME AND NUTRITION PRO	-	-	200,000	1,813,145	-	-	-	2,013,145
72620 CHILD CARE SERVICES	-	-	-	1,000,000	-	-	-	1,000,000
TOTAL LOCAL FUNDS	-	-	200,000	2,813,145	-	-	-	3,013,145
FEDERAL FUNDS								
70000 ADMINISTRATION	-	-	-	-	-	-	-	-
72000 MAINTENANCE & TRANSPOR	162,974	86,011	42,000	-	-	-	-	290,985
72010 EXECUTIVE OFFICE	-	-	-	181,952	-	-	-	181,952
72020 PLANNING & OPERATIONS	300,036	133,669	15,000	35,000	-	-	-	483,705
72040 FISCAL & BUDGETARY AFF	-	-	-	-	-	-	-	-
72050 FP PERFORMANCE REP & S	2,361,464	1,281,372	229,548	2,522,975	150,000	-	-	6,545,359
72060 FRAUD ADMINISTRATION &	94,876	42,619	2,000	12,000	-	-	-	151,495
72110 SCA HOMES	372,884	225,703	502,000	27,000	-	-	-	1,127,587
72120 SCA SOCIO RECREATIONAL	425,862	228,662	-	-	-	-	-	654,524
72130 ELDERLY SOCIAL SERVICE	619,253	354,226	15,201	199,681	-	-	-	1,188,361
72140 ELDERLY PROTECTIVE SER	180,671	93,046	10,352	20,000	-	-	-	304,069
72150 SENIOR COMM SERV EMPLO	851,199	102,532	10,000	5,509	-	-	-	969,240
72303 DISABILITY AND REHAB S	91,200	37,325	5,000	126,000	-	-	-	259,525
72310 VOCATIONAL REHAB SERVI	629,681	326,867	64,120	1,086,989	25,000	-	-	2,132,657
72400 CYF OFFICE OF ADMINIST	192,515	86,202	-	-	-	-	-	278,717
72404 CYF OFFICE OF ADMINIST	-	-	-	-	-	-	-	-
72410 PRESCHOOL SERVICES	5,299,592	3,201,963	20,333	56,891	-	-	-	8,578,779
72420 EVALUA & DIAGNOSIS INT	714,419	327,091	-	-	-	-	-	1,041,510
72510 FP INCOME MAINTENANCE	-	-	-	2,973,366	-	-	-	2,973,366
72530 LOW INCOME ENERGY ASSI	-	-	502,000	-	-	-	-	502,000
72540 LOW INCOME ENERGY ASSI	-	-	5,000	-	-	-	-	5,000
72550 J.O.B.S.	343,580	166,562	13,781	301,711	-	-	-	825,634
72600 CCRS OFFICE OF ADMINIS	81,078	53,359	-	-	-	-	-	134,437
72620 CHILD CARE SERVICES	525,000	252,334	131,780	1,367,131	-	-	-	2,276,245
72700 INTAKE & EMERGENCY SER	663,503	294,084	-	19,996	-	-	-	977,583
72701	-	-	-	128,994	-	-	-	128,994
72800 OFFICE OF RESIDENTIAL	39,170	21,205	-	-	-	-	-	60,375
72901 BUREAU HEALTH INSURANC	882,132	428,582	300,204	25,819,775	200,000	-	-	27,630,693
TOTAL FEDERAL FUNDS	14,831,089	7,743,414	1,868,319	34,884,970	375,000	-	-	59,702,792
TOTAL NON-APPROPRIATED	14,831,089	7,743,414	2,068,319	37,698,115	375,000	-	-	62,715,937
GRAND TOTAL								
	31,879,030	15,708,584	3,690,652	66,628,730	4,102,743	-	-	122,009,739

Government of the Virgin Islands  
Listing of Federal Grants - 2016

CFDA NO.	GOVERNMENT ENTITY Federal Grantor Grant Description Type of Assistance	MATCH RATIO FEDERAL/LOCAL or 100% FEDERAL	FY 2014 ACTUAL Expenditure	FY 2015 ESTIMATED Award	FY 2016 PROJECTED Award	LOCAL MATCH FUNDS	GRANT PERIOD
<b>ORG 720 DEPARTMENT OF HUMAN SERVICES</b>							
<b>U.S. Department of Agriculture</b>							
10.561	STATE ADMINISTRATIVE MATCHING GRANTS FOR THE SUPPLEMENTAL NUTRITION ASSISTANCE PROGRAM <i>FORMULA - SNAP</i>						
	(1) SNAP Administrative Match	50/50%	4,796,902	7,143,114	7,143,114	5,620,970	10/01/15-09/30/16
	(2) SNAP Nutrition Education Grant Program	100%	8,994	8,554	37,445	-	10/01/15-09/30/17
	<b>Sub-Total</b>		<b>4,805,896</b>	<b>7,151,668</b>	<b>7,180,559</b>	<b>5,620,970</b>	
<b>Department of Housing and Urban Development</b>							
14.235	SUPPORTIVE HOUSING PROGRAM <i>DIRECT PAYMENTS AND PROJECT - SHP</i>	100%	35,952	35,952	35,952	-	06/02/16-07/31/18
	<b>Sub-Total</b>		<b>35,952</b>	<b>35,952</b>	<b>35,952</b>	<b>-</b>	
<b>U.S. Department of Justice</b>							
16.017	SEXUAL ASSAULT SERVICES FORMULA GRANT <i>FORMULA</i>	100%	20,398	-	-	-	
16.576	CRIME VICTIM COMPENSATION <i>FORMULA - CVC</i>	100%	-	171,000	146,000	-	10/01/15-09-30/19
	<b>Sub-Total</b>		<b>20,398</b>	<b>171,000</b>	<b>146,000</b>	<b>-</b>	
<b>U.S. Department of Labor</b>							
17.235	SENIOR COMMUNITY SERVICE EMPLOYMENT PROGRAM <i>FORMULA - SCSEP</i>	90/10%	1,004,677	969,238	969,241	108,000	07/01/16-06/30/17
	<b>Sub-Total</b>		<b>1,004,677</b>	<b>969,238</b>	<b>969,241</b>	<b>108,000</b>	
<b>U.S. Department of Education</b>							
84.126A	REHABILITATION SERVICES-VOCATIONAL REHABILITATION GRANTS TO STATES <i>FORMULA</i>	79/21%	1,311,732	2,063,269	2,058,222	713,083	10/01/15-09/30/16
84.169A	INDEPENDENT LIVING-STATE GRANTS <i>FORMULA</i>	100%	150,954	28,312	-	-	10/01/14-09/30/16

Government of the Virgin Islands  
Listing of Federal Grants - 2016

CFDA NO.	GOVERNMENT ENTITY Federal Grantor Grant Description Type of Assistance	MATCH RATIO FEDERAL/LOCAL or 100% FEDERAL	FY 2014 ACTUAL Expenditure	FY 2015 ESTIMATED Award	FY 2016 PROJECTED Award	LOCAL MATCH FUNDS	GRANT PERIOD
84.177B	REHABILITATION SERVICES-INDEPENDENT LIVING SERVICES FOR OLDER INDIVIDUALS WHO ARE BLIND PROJECT	100%	6,176	40,000	40,000	-	10/01/15-09/30/17
84.187A	SUPPORTED EMPLOYMENT SERVICES FOR INDIVIDUALS WITH THE MOST SIGNIFICANT DISABILITIES FORMULA - SUPPORTED EMPLOYMENT STATE GRANTS	100%	-	34,435	34,435	-	10/01/15-09/30/17
	<b>Sub-Total</b>		<b>1,468,862</b>	<b>2,166,016</b>	<b>2,132,657</b>	<b>713,083</b>	
	<b>U.S. Department of Health and Human Services</b>						
93.048	SPECIAL PROGRAMS FOR THE AGING-TITLE IV-AND TITLE II- DISCRETIONARY PROJECTS COOPERATIVE AGREEMENTS - SPECIAL PROGRAMS FOR THE AGING	100%	85,334	71,837	71,837	-	06/01/16-05/31/17
93.092	AFFORDABLE CARE ACT (ACA) PERSONAL RESPONSIBILITY EDUCATION PROGRAM FORMULA / PROJECT - PREP	100%	250,000	250,000	250,000	-	10/01/15-09/30/17
93.558	TEMPORARY ASSISTANCE FOR NEEDY FAMILIES (TANF) FORMULA - TANF	75/25%	3,146,800	3,554,000	3,554,000	1,420,000	10/01/15-until expended
93.569	CONSOLIDATED BLOCK GRANT FORMULA	100%	6,646,178	6,606,638	6,609,479	-	10/01/15-09/30/17
93.575	CHILD CARE AND DEVELOPMENT BLOCK GRANT FORMULA - CCDBG	100%	1,992,270	2,276,245	2,276,245	-	10/01/15-09/30/17
93.600	HEAD START PROJECT	80/20%	9,665,243	8,578,779	8,578,779	3,170,718	07/01/16-06/30/17
93.770	MEDICARE-PRESCRIPTION DRUG COVERAGE DIRECT PAYMENTS FOR A SPECIFIED USE - MEDICARE PART D	55/45%	247,754	1,048,000	1,048,000	5,284,423	10/01/15-09/30/16

Government of the Virgin Islands  
Listing of Federal Grants - 2016

CFDA NO.	GOVERNMENT ENTITY Federal Grantor Grant Description <i>Type of Assistance</i>	MATCH RATIO FEDERAL/LOCAL or 100% FEDERAL	FY 2014 ACTUAL Expenditure	FY 2015 ESTIMATED Award	FY 2016 PROJECTED Award	LOCAL MATCH FUNDS	GRANT PERIOD
93.778	MEDICAL ASSISTANCE PROGRAM <i>FORMULA - MEDICAID; TITLE XIX</i> (1) Medicaid Management Information System	90/10%	8,045,904	3,707,795	3,707,795	-	07/01/16-06/30/17
	(2) MAP Administrative Match	50/50%	1,946,854	2,763,301	2,843,300	-	10/01/16-09/30/17
	(3) Medical Assistance Payments	55/45%	14,113,146	13,218,000	13,218,000	-	10/01/15-09/30/16
	(4) Health Information Technology		76,000	863,000	863,000	-	10/01/15-09/30/16
	(5) Enrollment & Eligibility		7,287,088	5,950,598	5,950,598	-	10/01/15-09/30/16
	<b>Sub-Total</b>		<b>53,502,571</b>	<b>48,888,193</b>	<b>48,971,033</b>	<b>9,875,141</b>	
	<b>Corporation for National and Community Service</b>						
94.002	RETIRED AND SENIOR VOLUNTEER PROGRAM <i>PROJECT - RSVP</i>	100%	36,088	30,335	36,882	-	07/01/16-06/30/17
94.011	FOSTER GRANDPARENT PROGRAM <i>PROJECT - FGP</i>	90/10%	827,353	230,468	230,468	43,445	07/01/16-06/30/17
	<b>Sub-Total</b>		<b>863,441</b>	<b>260,803</b>	<b>267,350</b>	<b>43,445</b>	
	<b>TOTAL ORG 720 DEPARTMENT OF HUMAN SERVICES</b>		<b>61,701,797</b>	<b>59,642,870</b>	<b>59,702,792</b>	<b>16,360,639</b>	



# TRANSPORTATION, FACILITIES AND COMMUNICATION

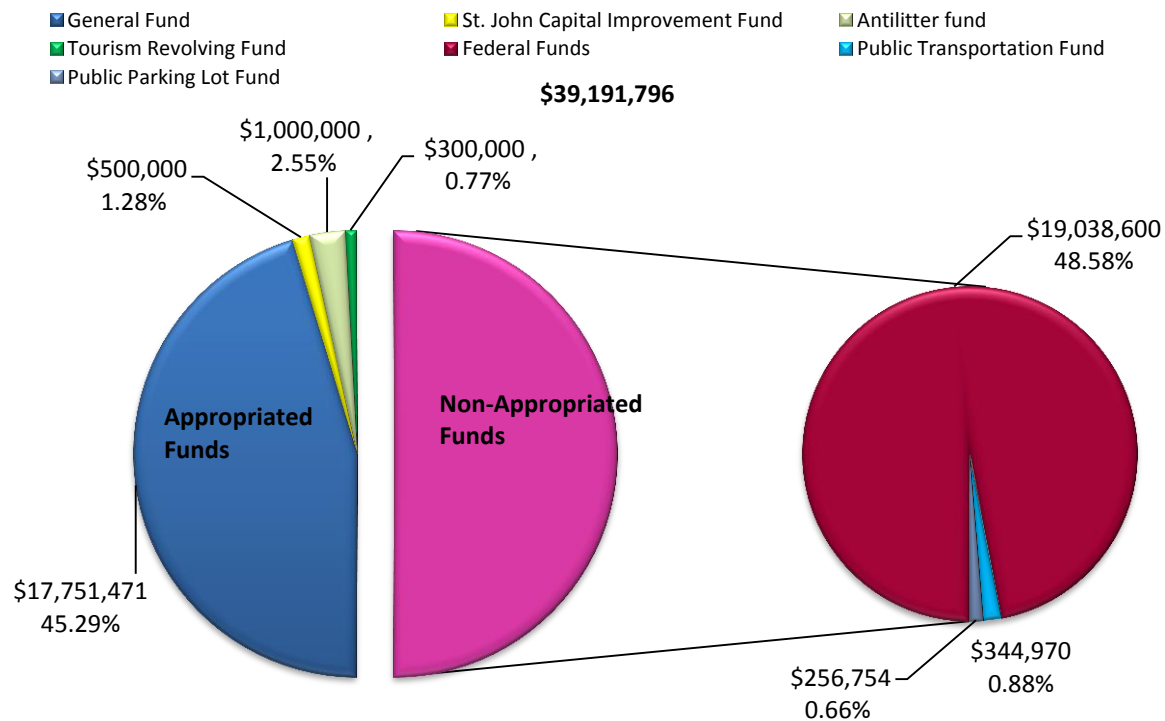


Department of Public Works

# DEPARTMENT OF PUBLIC WORKS



Commissioner's Office  
 Office of Chief Engineer  
 Engineering STT/STX  
 Planning and Design  
 Equipment Maintenance STT  
 Management Information System  
 Transportation  
 Personnel and Labor Relations STT/STX  
 Financial Management STT/STX  
 Director's Office STX  
 Repairs and Maintenance STX  
 Director's Office STT/STX – Construction  
 Construction and Maintenance STT/STJ  
 Air Conditioning and Electrical STT/STJ/STX  
 Director's Office STT/STX – Roads Highways  
 Construction STX/Maintenance STX



## Department of Public Works

**Organizational Type:** Service

### Mission Statement

To provide timely, efficient and responsive facility maintenance, infrastructure management and transportation services to the Virgin Islands community.

### Scope and Overview

As authorized by Title 31 of the Virgin Islands Code, as amended by Acts No. 5265 and 6638, the Department is to: design, construct, and maintain government buildings, public roads and highways, to provide for the management and maintenance of public burial sites, including veterans' cemeteries; to provide convenient and well-organized transportation services; assist in the protection and preservation of private and government property in natural disasters or mass transportation systems; and assist in the planning, construction, operation, maintenance and administration of parking areas, parking lots and garages.

### Strategic Goals:

1. Plan, construct and maintain government infrastructure
2. Manage Infrastructure
3. Deliver reliable public transportation services territory-wide
4. Assess management services

### Performance Goals:

1. Provide timely and efficient assessments
2. Provide comprehensive project management services for the Government of the Virgin Islands
3. Provide competent and accessible public transportation services
4. Provide proficient assessments for the Government of the Virgin Islands

## Org 61000 Commissioner's Office

### Functional Statement

The Commissioner's Office manages and supervises the Department of Public Works (DPW) and its Division Heads. It plans and coordinates initial applications for federal grants and ensures departmental compliance with guidelines and agreements with federal agencies.

One of the components of the Commissioner's Office is the Disadvantaged Business Enterprise (DBE) Program which is responsible for managing the subcontracting opportunities available to small businesses performing work on the Department of Transportation's assisted projects. The program annually assesses DBE participation on these Federal Highway Administration /Federal Transit Administration contracts.

## Org 61000 Capital Improvement Program

### **Functional Statement**

The Territorial Division of Capital Improvements coordinates within the Governor's priorities, the administration and management of all Capital Improvement Program (CIP) Projects within the various departments and agencies of the Executive Branch of Government. The Division of Capital Improvements provides for the Executive Branch of Government critical administrative and professional engineering support services as they relate to planning, construction, renovation, and development of all government facilities.

## Org 61030 Management Information System

### **Functional Statement**

The Management Information System Unit assesses, maintains and upgrades the Department's communications network and computer units and standardizes and automates the Department's software and hardware.

The Unit keeps up, maintains, and secures the networks. It analyzes the computer and information needs of the Department from an operational and strategic perspective and determines immediate and long-range personnel and equipment requirements. The Unit stays abreast of the latest technology to ensure the effectiveness of the Department.

## Org 61100 Office of Chief Engineer

### **Functional Statement**

The Office of the Chief Engineer compiles and maintains all reports and records of the Division and secures the prices of materials needed for the Division's operations. It is responsible for providing architectural and engineering services for the public infrastructure throughout the Territory. It is also responsible for project management, including requests for proposals, design reviews, project inspections and contract administration for the DPW and other agencies; it administers the general contractor and drafting exams, in addition to the review, examination, and approval of all requests for payments to contractors on inspected projects.

## Org 61110 Engineering (STT/STX)

### **Functional Statement**

The Engineering Unit provides architectural, engineering, design, and inspection services including planning, designing, cost estimating and constructing public infrastructures throughout the Territory for the DPW and other Government agencies. It also reviews plans and specifications prepared by independent firms for Government projects, and manage all hazard mitigation and flood control projects.

## Org 61120 Planning and Design

### **Functional Statement**

The Planning and Design Unit plans and coordinates the programming of federal and local funds for highway construction and safety programs over a five (5) year period; provides management, engineering, design and inspection services, including planning, designing, cost-estimating and constructing all highway projects; acquires right-of-way (ROW) for highway projects throughout the Territory; and conducts various highway planning studies on the Territorial Highway System.

The Unit (Office of Highway Engineering/Federal-Aid Highway Program) plans and coordinates the programming of federal funds for highway construction and safety programs over a five (5) year period through the Territory-Wide



Transportation Improvement Plan (TTIP); provides preliminary engineering services, design, inspection and project management in the administration of Federal-Aid Highway projects (as per the current Highway Bill SAFETEA-LU under Title 23 U.S.C.); acquires right-of-way (ROW) for highway projects throughout the Territory; and conducts various highway planning studies for the Territorial Highway System.

The Office of Highway Engineering ensures that the projects programmed on the TTIP are prepared and delivered to construction in accordance with Federal-Aid established requirements and that the Territory fulfills its commitment as per the Stewardship Agreement between the United States Virgin Islands and the Federal Highway Administration. These projects play a vital role in the Capital Improvement Program to improve and maintain infrastructure.

## Org 61200 Transportation

### **Functional Statement**

The Transportation Unit assesses and coordinates transportation services and seeks federal funds to finance public transportation initiatives and programs that support the Territory's public transportation infrastructure. The Unit also manages the Virgin Islands Transit System (VITRAN), the Territory's public transit service; the Territory's Public Paid Parking Program; and compliance with the Americans with Disabilities Act (ADA).

## Org 61300 Personnel/ Relations and Payroll

### **Functional Statement**

The Personnel/Labor Relations and Payroll Unit manages the personnel, labor relations and payroll activities of the Department; provides technical and advisory services on the recruitment and selection of personnel; coordinates in-house orientation and training of new employees; processes Notices of Personnel Action and related personnel documents; processes Health Insurance and Workmen's Compensation claims; processes Occupational Safety and Health Administration reports; reviews pay grade and step classifications of all employees; coordinates accident reports; and acts as the liaison to the Office of Collective Bargaining and the Division of Personnel.

The Unit is essential to DPW as it prepares and verifies bi-weekly time and attendance records for the Department, sorts and distributes payroll checks, prepares miscellaneous payroll records, verifies and keeps records of the Department's leave balances (annual and sick) responds to all payroll inquiries and reconciles earning and deduction detailed proofs.

## Org 61330 Financial Management

### **Functional Statement**

The Financial Management Unit assesses all local and federal funds; prepares and processes purchase orders, requisitions, miscellaneous disbursement vouchers, government transportation requests, and related travel documents for the Department; reconciles ledgers with the Department of Finance's records; coordinates and compiles the Department's budget; maintains equipment inventory and provides custodial services to all divisions.

Org 61500 Director's Office/Org 61510 - Construction and Maintenance/  
Org 61520 Air Conditioning and Electrical

**Functional Statement**

The Construction Unit repairs and maintains all Government buildings territory-wide and accepts work-order requests from all Government agencies. The Unit maintains and repairs plumbing, refrigeration, air-conditioning, and electrical systems and constructs government facilities, bridges, headwalls, and fences.

Org 61600 Director's Office – Roads and Highways

**Functional Statement**

The Director's Office administers and procures supplies and material for the DPW divisions, receives work-order requests from other government agencies and schedules roadwork assignments.

Org 61610 Construction / Maintenance

**Functional Statement**

The Construction and Maintenance Units are responsible for constructing roads and highway infrastructures, including retaining walls, bridges, culverts and guardrail installations for the Territory. Additionally, this center repairs and maintains all public road infrastructures, including potholes, and clears and prunes road shoulders and guts in the Territory.

Org 61800 Director's Office

**Functional Statement**

The Director's Office assesses the maintenance and repairs of the Department's vehicles and equipment.

Org 61810 Repairs and Equipment Maintenance / Org 61820 Equipment  
Maintenance

**Functional Statement**

The Repairs and Maintenance Units are responsible for repairs of all vehicles and equipment, including purchasing of parts, oil and lubricants.

DEPARTMENT OF PUBLIC WORKS  
Departmental Financial Summary  
By Budget Category

	FY2014 Expenditure	FY2015 Grant Award	FY 2015 Appropriation/ Grant Award Received	FY2016 Projection
APPROPRIATED FUNDS				
GENERAL FUND				
PERSONNEL SERVICES	5,456,503	-	5,749,503	5,390,461
FRINGE BENEFITS	2,459,081	-	2,579,707	2,561,893
SUPPLIES	425,078	-	613,455	595,992
OTHER SERVICES	9,791,959	-	9,706,412	8,588,125
UTILITY	982,451	-	575,000	575,000
CAPITAL PROJECTS	42,792	-	71,000	40,000
TOTAL FUND- GENERAL FUND	19,157,863	-	19,295,077	17,751,471
OTHER SERVICES	836,996	-	1,000,000	1,000,000
TOTAL FUND- ANTI-LITTER AND BEAUTIFICATION	836,996	-	1,000,000	1,000,000
OTHER SERVICES	412,453	-	225,000	500,000
TOTAL FUND- SAINT JOHN CAPITAL IMPROVEMENT	412,453	-	225,000	500,000
SUPPLIES	397	-	-	50,000
OTHER SERVICES	9,995	-	300,000	250,000
TOTAL FUND- TOURISM AD REVOLVING	10,392	-	300,000	300,000
TOTAL APPROPRIATED FUNDS	20,417,704	-	20,820,077	19,551,471
NON-APPROPRIATED FUNDS				
LOCAL FUNDS				
PERSONNEL SERVICES	-	-	-	-
FRINGE BENEFITS	-	-	-	-
SUPPLIES	225,519	-	223,481	300,863
OTHER SVS. & CHGS.	225,519	-	223,481	300,863
UTILITIES	-	-	-	-
CAPITAL OUTLAYS	-	-	-	-
TOTAL LOCAL FUNDS	451,038	-	446,961	601,725
FEDERAL FUNDS				
PERSONNEL SERVICES	140,032	136,250	-	136,250
FRINGE BENEFITS	58,698	62,607	-	62,607
SUPPLIES	-	-	-	-
OTHER SVS. & CHGS.	3,681,388	490,601	-	491,368
UTILITIES	-	-	-	-
CAPITAL OUTLAYS	21,892,819	18,348,375	-	18,348,375
TOTAL FEDERAL FUNDS	25,772,937	19,037,833	-	19,038,600

DEPARTMENT OF PUBLIC WORKS  
 Departmental Financial Summary  
 By Budget Category

ARRA FUNDS				
PERSONNEL SERVICES	-	-	-	-
FRINGE BENEFITS	-	-	-	-
SUPPLIES	-	-	-	-
OTHER SVS. & CHGS.	-	-	-	-
UTILITIES	-	-	-	-
CAPITAL OUTLAYS	-	-	-	-
TOTAL ARRA FUNDS	-	-	-	-
TOTAL NON-APPROPRIATED FUNDS	26,223,975	19,037,833	446,961	19,640,325
GRAND TOTAL	46,641,679	19,037,833	21,267,038	39,191,796

DEPARTMENT OF PUBLIC WORKS  
Financial Summary  
Fiscal Year 2016 Governor's Recommendation  
All Funds - By Activity Center

		Personnel Services	Fringe Benefits	Supplies	Other Svcs. Chrgs.	Utilities	Capital Outlays	Miscellaneous	Total
APPROPRIATED FUNDS									
GENERAL FUND									
61000	PWD COMMISSIONERS OFFI	1,194,500	467,579	10,000	123,485	-	40,000	-	1,835,564
61030	ELECTRONIC DATA PROCES	255,557	143,104	50,000	5,000	-	-	-	453,661
61100	OFFICE OF CHIEF ENGINE	75,000	25,112	-	-	-	-	-	100,112
61110	ENGINEERING	374,568	160,329	10,000	10,000	-	-	-	554,897
61120	PLANNING AND DESIGN	130,800	59,321	5,000	-	-	-	-	195,121
61200	TRANSPORATION	671,118	340,973	5,000	4,450,000	-	-	-	5,467,091
61300	PERSONNEL - LABOR RELA	150,474	72,605	5,000	15,000	-	-	-	243,079
61330	FINANCIAL MANAGEMENT	406,927	193,196	50,000	297,086	575,000	-	-	1,522,209
61510	CONSTRUCTION MAINTENAN	728,532	375,260	60,914	15,054	-	-	-	1,179,760
61600	OFFICE OF DIRECTOR - D	404,168	232,011	-	-	-	-	-	636,179
61610	CONSTRUCTION	-	-	150,000	1,632,500	-	-	-	1,782,500
61611	CAPITAL IMPROVEMENT PR	162,500	55,216	5,000	-	-	-	-	222,716
61620	MAINTENANCE	371,080	193,034	150,000	2,020,000	-	-	-	2,734,114
61810	REPAIRS & MAINTENANCE	138,809	66,291	45,078	10,000	-	-	-	260,178
61820	EQUIPMENT MAINTENANCE	326,428	177,862	50,000	10,000	-	-	-	564,290
TOTAL GENERAL FUND		5,390,461	2,561,893	595,992	8,588,125	575,000	40,000	-	17,751,471
ANTI-LITTER AND BEAUTIFICATION									
61620	MAINTENANCE	-	-	-	1,000,000	-	-	-	1,000,000
TOTAL ANTI-LITTER AND BEAUTIFICATION		-	-	-	1,000,000	-	-	-	1,000,000
SAINT JOHN CAPITAL IMPROVEMENT									
61720	OPERATIONS	-	-	-	500,000	-	-	-	500,000
TOTAL SAINT JOHN CAPITAL IMPROVEMENT		-	-	-	500,000	-	-	-	500,000
TOURISM AD REVOLVING									
61000	PWD COMMISSIONERS OFFI	-	-	50,000	250,000	-	-	-	300,000
TOTAL TOURISM AD REVOLVING		-	-	50,000	250,000	-	-	-	300,000
TOTAL APPROPRIATED FUNDS		5,390,461	2,561,893	645,992	10,338,125	575,000	40,000	-	19,551,471

DEPARTMENT OF PUBLIC WORKS  
Financial Summary  
Fiscal Year 2016 Governor's Recommendation  
All Funds - By Activity Center

	Personnel Services	Fringe Benefits	Supplies	Other Svcs. Chrgs.	Utilities	Capital Outlays	Miscellaneous	Total
NON-APPROPRIATED FUNDS								
LOCAL FUNDS								
61200 TRANSPORTATION	-	-	300,863	300,863	-	-	-	601,726
TOTAL LOCAL FUNDS	-	-	300,863	300,863	-	-	-	601,726
FEDERAL FUNDS								
61120 PLANNING AND DESIGN	-	-	-	70,000	-	15,930,000	-	16,000,000
61200 TRANSPORTATION	136,250	62,607	-	421,368	-	2,418,375	-	3,038,600
TOTAL FEDERAL FUNDS	136,250	62,607	-	491,368	-	18,348,375	-	19,038,600
TOTAL NON-APPROPRIATED	136,250	62,607	300,863	792,231	-	18,348,375	-	19,640,326
GRAND TOTAL	5,526,711	2,624,500	946,855	11,130,356	575,000	18,388,375	-	39,191,797

Government of the Virgin Islands  
Listing of Federal Grants - 2016

CFDA NO.	GOVERNMENT ENTITY Federal Grantor Grant Description Type of Assistance	MATCH RATIO FEDERAL/LOCAL or 100% FEDERAL	FY 2014 ACTUAL Expenditure	FY 2015 ESTIMATED Award	FY 2016 PROJECTED Award	LOCAL MATCH FUNDS	GRANT PERIOD
<b>ORG 610 DEPARTMENT OF PUBLIC WORKS</b>							
15.875	<b>U.S. Department of the Interior</b>						
	ECONOMIC, SOCIAL, & POLITICAL DEVELOPMENT OF THE TERRITORIES						
	<i>DIRECT PAYMENTS WITH UNRESTRICTED USE / FORMULA / PROJECT</i>						
	<i>TECHNICAL ASSISTANCE PROGRAM</i>						
	(1) The St. John New School Project, STJ	100%	114,000	-	-	-	08/02/13-09/30/14
	<i>CAPITAL IMPROVEMENT PROGRAM</i>						
	(1) Main Street Enhancement, STT	100%	-	-	-	-	06/27/13-08/31/18
	(2) Christiansted Boardwalk Project, STX	100%	762,853	-	-	-	02/24/12-02/24/17
	(3) Fort Christian Renovation Project, STT	100%	-	-	-	-	06/27/13-08/31/18
	<b>Sub-Total</b>		<b>876,853</b>	-	-	-	
20.205	<b>U.S. Department of Transportation</b>						
	HIGHWAY PLANNING AND CONSTRUCTION						
	<i>FORMULA / PROJECT - FEDERAL-AID HIGHWAY PROGRAM, FEDERAL LANDS HIGHWAY PROGRAM</i>						
	(1) Long Bay, Bolongo, Turpentine Bridge Engineering & Design, STT	100%	96,058	-	-	-	03/21/13-until expended
	(2) Raphune Hill Bypass Preliminary & Final Design, STT	100%	92,992	-	-	-	10/01/88-until expended

**Government of the Virgin Islands  
Listing of Federal Grants - 2016**

CFDA NO.	GOVERNMENT ENTITY Federal Grantor Grant Description <i>Type of Assistance</i>	MATCH RATIO FEDERAL/LOCAL or 100% FEDERAL	FY 2014 ACTUAL Expenditure	FY 2015 ESTIMATED Award	FY 2016 PROJECTED Award	LOCAL MATCH FUNDS	GRANT PERIOD
	(3) Long Bay Road Construction, STT	100%	102,286	-	-	-	03/21/13-until expended
	(4) Scott Free Road Engineering and Reconstruction, STT	100%	154,623	-	-	-	07/19/13-until expended
	(5) Rothschild Francis Market Square Reconstruction and Improvement, STT	100%	2,739,105	-	-	-	09/06/02-until expended
	(6) Fort Christian Repairs, STT	100%	563,958	-	-	-	09/11/03-until expended
	(7) Island wide Pavement Preservation VI, STT	100%	21,764	-	-	-	09/15/03-until expended
	(8) ADA Retrofitting, STX	100%	346,329	-	-	-	09/22/03-until expended
	(9) Midland Road Improvements, STX	100%	2,725	-	-	-	01/15/06-until expended
	(10) St. Croix Bike Trail Design, STX	100%	14,100	-	-	-	01/15/06-until expended
	(11) Clifton Hill Connector Road Engineering, STX	100%	210,688	-	-	-	07/10/06-until expended
	(12) Main Street Enhancement, STT	100%	29,352	-	-	-	07/11/06-until expended



**Government of the Virgin Islands**  
**Listing of Federal Grants - 2016**

<b>CFDA NO.</b>	<b>GOVERNMENT ENTITY Federal Grantor Grant Description Type of Assistance</b>	<b>MATCH RATIO FEDERAL/LOCAL or 100% FEDERAL</b>	<b>FY 2014 ACTUAL Expenditure</b>	<b>FY 2015 ESTIMATED Award</b>	<b>FY 2016 PROJECTED Award</b>	<b>LOCAL MATCH FUNDS</b>	<b>GRANT PERIOD</b>
(13)	Crown Bay Improvements, STT	100%	8,538	-	-	-	07/09/13-until expended
(14)	Training Program, Territorial	100%	7,944	20,000	20,000	-	10/01/15-until expended
(15)	Hurricane Omar Emergency Repairs, STT	100%	331	-	-	-	06/16/09-until expended
(16)	Island wide Pavement Preservation VII, STX	100%	450,994	-	-	-	01/29/10-until expended
(17)	Bordeaux Bay Road Reconstruction, STT	100%	102,908	-	-	-	02/24/10-until expended
(18)	Acquisition of Ferry Boats for STT to STJ Route	100%	2,374,900	-	-	-	02/24/10-until expended
(19)	Melvin Evans Highway Improvements, STX	100%	1,607,110	-	-	-	09/19/14-until expended
(20)	Spring Gut Road Improvements, STX	100%	247,587	-	-	-	05/04/10-until expended
(21)	Island wide Pavement Preservation VII, STT	100%	2,306,725	-	-	-	10/01/10-until expended
(22)	Route 33 (Clearview Apartments) Emergency Repairs, STT	100%	29,305	-	-	-	02/07/12-until expended

Government of the Virgin Islands  
Listing of Federal Grants - 2016

CFDA NO.	GOVERNMENT ENTITY Federal Grantor Grant Description <i>Type of Assistance</i>	MATCH RATIO FEDERAL/LOCAL or 100% FEDERAL	FY 2014 ACTUAL Expenditure	FY 2015 ESTIMATED Award	FY 2016 PROJECTED Award	LOCAL MATCH FUNDS	GRANT PERIOD
(23)	Island wide Tropical Storm Tomás Emergency Improvements, STX	100%	314,471	-	-	-	02/16/12-until expended
(24)	Islandwide Tropical Storm Otto Emergency Improvements, STT & STX	100%	20,827	-	-	-	05/02/12-until expended
(25)	Raphune Hill Road Improvements, STT	100%	279,350	-	-	-	08/01/12-until expended
(26)	Route 32, Brookman Road Improvements, STT	100%	45,178	-	-	-	09/04/12-until expended
(27)	Acquisition of Ferry Boat for STT to STX, Route 753	100%	1,829,310	-	-	-	09/14/12-until expended
(28)	Fire Station Relocation, STT	100%	18,301	-	-	-	09/14/12-until expended
(29)	Tropical Storm Tomás Emergency Improvements, Route 78 Scenic Road and Route 732, STX	100%	236,112	-	-	-	09/19/12-until expended
(30)	Veterans Drive Preliminary & Final Design	100%	1,373,275	-	-	-	07/09/13-until expended
(31)	Highway Planning & Research, Territorial	100%	248,237	50,000	50,000	-	10/01/15-until expended

Government of the Virgin Islands  
Listing of Federal Grants - 2016

CFDA NO.	GOVERNMENT ENTITY Federal Grantor Grant Description Type of Assistance	MATCH RATIO FEDERAL/LOCAL or 100% FEDERAL	FY 2014 ACTUAL Expenditure	FY 2015 ESTIMATED Award	FY 2016 PROJECTED Award	LOCAL MATCH FUNDS	GRANT PERIOD
(32)	Acquisition of Buses, Territorial	100%	1,533,184	-	-	-	07/16/13-until expended
(33)	Material Testing Labs, Territorial	100%	933,005	-	-	-	07/19/13-until expended
(34)	Island wide Pavement Preservation VIII, STT	100%	2,246	-	-	-	09/18/13-until expended
(35)	Tropical Storm Otto Emergency Improvements, Route 10 Centerline Road, STJ	100%	652,236	-	-	-	05/23/13-until expended
(36)	Tropical Storm Otto Emergency Improvements, Route 37 (Drake's Seat), STT	100%	1,209	-	-	-	05/23/13-until expended
(37)	Tropical Storm Otto Emergency Improvements, Route 20, North Shore Road & Route 104 (Westin), STJ	100%	400	-	-	-	05/23/13-until expended
(38)	Melvin Evans Preliminary Engineering, STX	100%	163,000 *	-	-	-	09/24/14-until expended
(39)	Scott Free Temporary Access Road Construction, STT	100%	294,893 *	-	-	-	09/24/14-until expended
(40)	Veterans Drive Engineering & Construction, STT	100%	153,000 *	-	-	-	09/24/14-until expended
(41)	Turpentine Run Bridge Approaches, STT	100%	-	5,875,000	695,000	-	10/01/15-until expended
(42)	Cruzan Bike Path, STX	100%	-	2,555,000	2,785,000	-	10/01/15-until expended

Government of the Virgin Islands  
Listing of Federal Grants - 2016

CFDA NO.	GOVERNMENT ENTITY Federal Grantor Grant Description Type of Assistance	MATCH RATIO FEDERAL/LOCAL or 100% FEDERAL	FY 2014 ACTUAL Expenditure	FY 2015 ESTIMATED Award	FY 2016 PROJECTED Award	LOCAL MATCH FUNDS	GRANT PERIOD
	(43) Garvee Debt Service, Territorial	100%	-	7,500,000	7,500,000	-	10/01/15-until expended
	(44) Spring Gut Road Improvements, STX	100%	-	-	4,950,000	-	10/01/15-until expended
20.500	FEDERAL TRANSIT-CAPITAL INVESTMENT GRANTS FORMULA / PROJECT - NEW STARTS, SMALL STARTS, AND CORE CAPACITY	100%	1,441,601	1,080,000	1,080,000	-	10/01/15-until expended
20.507	FEDERAL TRANSIT-FORMULA GRANTS FORMULA - URBANIZED AREA FORMULA PROGRAM; SECTION 5307	100%	3,084,654	1,800,466	1,801,233	-	10/01/15-until expended
20.513	ENHANCED MOBILITY OF SENIORS AND INDIVIDUALS WITH DISABILITIES FORMULA	100%	10,239	157,367	157,367	-	10/01/15-until expended
	<b>Sub-Total</b>		<b>25,898,756</b>	<b>19,037,833</b>	<b>19,038,600</b>	<b>-</b>	
66.418	CONSTRUCTION GRANTS FOR WASTEWATER TREATMENT WORKS PROJECT	100%	751,034	-	-	-	01/31/2013-09/30/19
	<b>Sub-Total</b>		<b>751,034</b>	<b>-</b>	<b>-</b>	<b>-</b>	
	<b>TOTAL ORG 610 DEPARTMENT OF PUBLIC WORKS</b>		<b>27,526,643</b>	<b>19,037,833</b>	<b>19,038,600</b>	<b>-</b>	


\*Funds awarded in FY 2014 were transferred to the Eastern Federal Lands Highway Division.



## CULTURE AND RECREATION



Department of Sports, Parks and Recreation  
Department of Tourism



# DEPARTMENT OF SPORTS, PARKS AND RECREATION

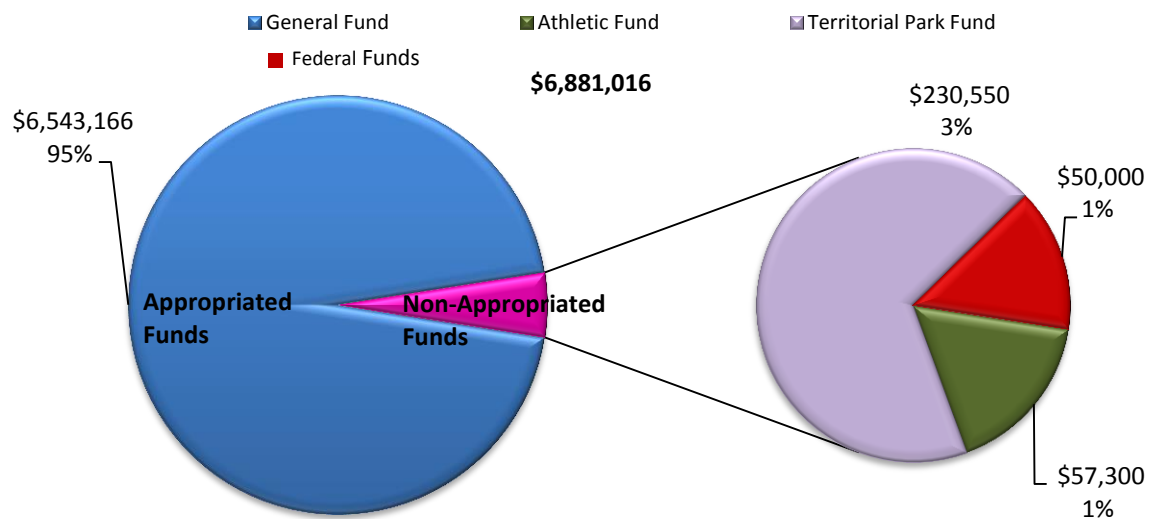
**Administration**

**Office of Business and Finance**

**Maintenance STT/STJ/STX**

**Parks, Open Spaces and Beautification STT/STJ/STX**

**Bureau of Sports and Recreation STT/STJ/STX**



## Department of Sports, Parks and Recreation

### **ORGANIZATION TYPE:** Service

#### Mission Statement

To promote diverse sports and recreation, maintain facilities and promote physical fitness.

#### Scope and Overview

The Department of Sports, Parks and Recreation (DSPR), pursuant to Title 3, Chapter 18, Title 21 of the Virgin Islands Code Chapter 1 and Title 32 Virgin Islands Code Chapters 1, 2, 9 and 11 administers, coordinates and serves as the “State Agency” for the purpose of participating in federal programs with direct responsibility for all programs pertaining to sports, parks and recreation with direct oversight over parks and open spaces.

#### **Strategic Goals:**

1. Contribute to the economic growth and development of the Territory through the facilitation of sports, events and other forms of recreation for locals and tourists
2. Promote physical fitness and wellness for all ages

#### **Performance Goals:**

1. Provide appropriate sporting facilities and venues
2. Enhance recreational programs for community use and enjoyment

### Org 84000 Administration

#### **Functional Statement**

The Administration Services unit coordinates and compiles monthly reports; manages human resources and payroll; and plans and develops capital projects.

### Org 84010 Office of Business and Finance

#### **Functional Statement**

The Office of Business and Finance oversees the Department’s business and financial operations and provides support services to all activity centers.

### Org 84110 Maintenance—STT/STJ/STX

#### **Functional Statement**

The Maintenance Division maintains all parks and recreational facilities.

### Org 84100 Parks, Open Space and Beautification—STT/STJSTX

#### **Functional Statement**

The Parks, Open Space and Beautification unit maintains public parks, beaches, miscellaneous open spaces and recreational areas.

## Org 84200 Bureau of Sports and Recreation—STT/STJSTX

### **Functional Statement**

The Bureau of Sports and Recreation coordinates, conducts and promotes sporting and recreational programs throughout the Territory.



DEPARTMENT OF SPORTS PARKS & RECREATION  
Departmental Financial Summary  
By Budget Category

	FY2014 Expenditure	FY2015 Grant Award	FY 2015 Appropriation/ Grant Award Received	FY2016 Projection
APPROPRIATED FUNDS				
GENERAL FUND				
PERSONNEL SERVICES	2,777,482	-	3,207,022	3,237,617
FRINGE BENEFITS	1,352,179	-	1,637,390	1,830,259
SUPPLIES	108,564	-	97,109	211,587
OTHER SERVICES	249,199	-	207,649	489,171
UTILITY	323,388	-	1,143,996	774,532
TOTAL FUND- GENERAL FUND	4,810,811	-	6,293,166	6,543,166
TOTAL APPROPRIATED FUNDS	4,810,811	-	6,293,166	6,543,166
NON-APPROPRIATED FUNDS				
LOCAL FUNDS				
PERSONNEL SERVICES	-	-	-	-
FRINGE BENEFITS	-	-	-	-
SUPPLIES	241,803	-	100,550	100,550
OTHER SVS. & CHGS.	116,413	-	132,800	137,300
UTILITIES	-	-	-	-
CAPITAL OUTLAYS	42,759	-	49,450	50,000
TOTAL LOCAL FUNDS	400,975	-	282,800	287,850
FEDERAL FUNDS				
PERSONNEL SERVICES	-	-	-	-
FRINGE BENEFITS	-	-	-	-
SUPPLIES	-	-	-	-
OTHER SVS. & CHGS.	-	-	-	-
UTILITIES	-	-	-	-
CAPITAL OUTLAYS	-	97,412	-	50,000
TOTAL FEDERAL FUNDS	-	97,412	-	50,000
TOTAL NON-APPROPRIATED FUNDS	400,975	97,412	282,800	337,850
GRAND TOTAL	5,211,786	97,412	6,575,966	6,881,016

DEPARTMENT OF SPORTS PARKS & RECREATION  
Financial Summary  
Fiscal Year 2016 Governor's Recommendation  
All Funds - By Activity Center

		Personnel Services	Fringe Benefits	Supplies	Other Svcs. Chrgs.	Utilities	Capital Outlays	Miscellaneous	Total
APPROPRIATED FUNDS									
GENERAL FUND									
84000	ADMINISTRATION SPORTS/	453,715	225,806	20,243	5,500	-	-	-	705,264
84010	OFFICE OF BUSINESS & F	199,532	103,985	7,462	20,538	20,000	-	-	351,517
84100	PARKS AND OPEN SPACES	978,344	590,669	39,754	94,350	186,124	-	-	1,889,241
84110	MAINTENANCE PARKS, OPE	278,284	171,245	14,128	9,080	343,728	-	-	816,465
84200	BUREAU OF SPORTS & REC	1,327,742	738,554	130,000	359,703	224,680	-	-	2,780,679
TOTAL GENERAL FUND		3,237,617	1,830,259	211,587	489,171	774,532	-	-	6,543,166
TOTAL APPROPRIATED FUNDS		3,237,617	1,830,259	211,587	489,171	774,532	-	-	6,543,166
NON-APPROPRIATED FUNDS									
LOCAL FUNDS									
81301	BUREAU SPORTS, RECREAT	-	-	100,550	137,300	-	50,000	-	287,850
TOTAL LOCAL FUNDS		-	-	100,550	137,300	-	50,000	-	287,850
FEDERAL FUNDS									
81301	BUREAU SPORTS, RECREAT	-	-	-	-	-	50,000	-	50,000
TOTAL FEDERAL FUNDS		-	-	-	-	-	50,000	-	50,000
TOTAL NON-APPROPRIATED		-	-	100,550	137,300	-	100,000	-	337,850
GRAND TOTAL		3,237,617	1,830,259	312,137	626,471	774,532	100,000	-	6,881,016

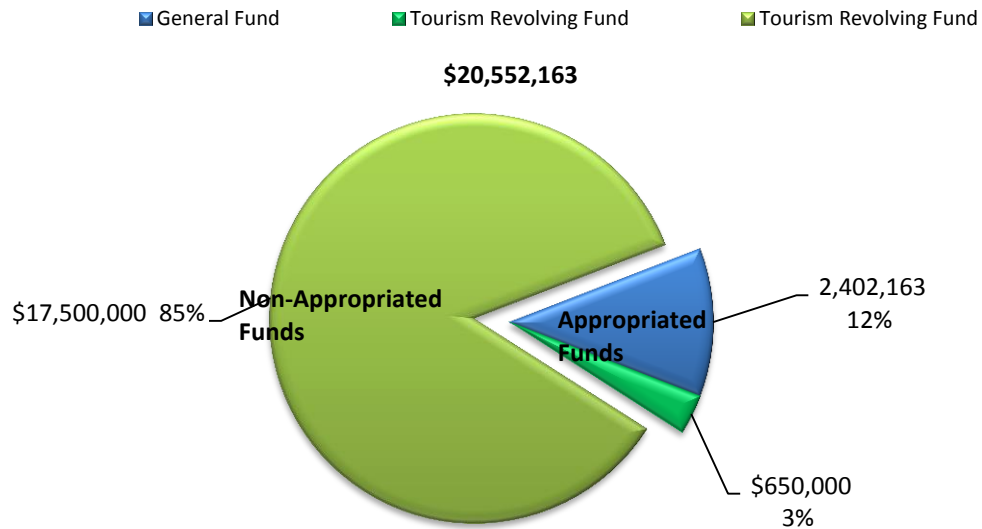
Government of the Virgin Islands  
Listing of Federal Grants - 2016

CFDA NO.	GOVERNMENT ENTITY Federal Grantor Grant Description Type of Assistance	MATCH RATIO FEDERAL/LOCAL or 100% FEDERAL	FY 2014 ACTUAL Expenditure	FY 2015 ESTIMATED Award	FY 2016 PROJECTED Award	LOCAL MATCH FUNDS	GRANT PERIOD
<b>ORG 840 DEPARTMENT OF SPORTS, PARKS AND RECREATION</b>							
<b>U.S. Department of the Interior</b>							
15.916	OUTDOOR RECREATION-ACQUISITION, DEVELOPMENT AND PLANNING <i>PROJECT - LAND AND WATER CONSERVATION FUND GRANTS</i>	100%	-	97,412	50,000	-	08/19/16-12/31/18
	<b>Sub-Total</b>		-	<b>97,412</b>	<b>50,000</b>	-	
<b>TOTAL ORG 840 DEPARTMENT OF SPORTS, PARKS, AND RECREATION</b>			-	<b>97,412</b>	<b>50,000</b>	-	



# DEPARTMENT OF TOURISM

Administration and Management  
 Public Relations  
 Film Promotion  
 Administration  
 Convention and Visitor's Bureau STT/STJ/STX  
 Offshore Activities



## Department of Tourism

### **ORGANIZATIONAL TYPE:** Other

#### Mission Statement

The mission of the Department of Tourism (DOT) is to increase visitor expenditures to aid in the economic development of the Territory.

#### Scope and Overview

The 21<sup>st</sup> Legislature of the Virgin Islands created the Department of Tourism on May 8, 1995. The Department is primarily responsible for the economic development of the Territory through the promotion of tourism and related activities. Other responsibilities relate to the formulation, implementation, administration and coordination of programs and policies pertaining to all aspects of tourism. The Department is under the supervision of the Commissioner of Tourism.

Activities conducted by the Department of Tourism include developing strategies that will make the Territory competitive and desirable as a tourist destination; communicating and cooperating with all local tourist or tourist-related businesses to determine their needs and how best to promote the industry; promoting Virgin Islands culture as a part of the tourism experience; promoting an understanding of the importance of the tourism experience; developing strategies for the U.S. Virgin Islands in all businesses and industries throughout the Territory; identifying and promoting the unique features of St. Croix, St. John, St. Thomas, and Water Island in tourism advertising; and, developing long-term strategies to successfully develop the overall economy.

#### **Strategic Goals:**

1. Increase the number of domestic and international visitors and expenditures
2. Expand community awareness of tourism
3. Stress the uniqueness of each island
4. Develop brand equity and create growth for St. Croix

#### **Performance Goals:**

1. Enhance the tourism product
2. Manage operational effectiveness

## Org 92000 Administration and Management

### **Functional Statement**

The Administration and Management Unit is responsible for ensuring that the department operates in accordance with local and federal rules.

This Unit provides daily oversight and management of the entire financial operations of DOT, administers annual budgets and ensures that disbursement of funds accord with those allotted and with rules and regulations governing the purchase and acquisition of goods and services. This Unit provides financial leadership and support to all divisions and collaborates with division heads to meet mandates. The Unit works in tandem with other financial institutions in resolving and reporting all issues and concerns regarding the disbursement of funds. The Unit is charged with providing all financial data when reporting to legislative inquiries and making appearances at budget hearings. Periodically, the Unit must conduct audits of the financial operations of all offices operating outside of

the Territory of the Virgin Islands. This Unit is also responsible for overseeing the Department's human resource needs and services, such as compensation, hiring, performance management, organization development, safety, wellness, benefits, employee motivation, communication, administration, training, and collective bargaining.

## Org 92010 Marketing

### **Functional Statement**

The Marketing unit manages the daily operations of the department, including planning, implementation, supervision, and coordination of all programs. It has oversight of all advertising, public, relations, and promotional programs for the U.S. Virgin Islands.

## Org 92020 Film Promotion

### **Functional Statement**

The Office of Film Promotion advances markets and advertises the U.S. Virgin Islands as a location for the production of audio-visual commodities. Activities within the Film Division remain an important part of the destination's tourism mix, contributing millions to the local economy. The Department will continue to encourage a variety of productions such as television, still shoots, music videos and feature films, using the USVI as backdrop. With the recent passing of the S.T.A.R.S. Act, the Department anticipates increased activity during this fiscal year.

## Org 92100 Tourism Administration

### **Functional Statement**

The Administration Unit manages the daily operations of the Department, such as planning, implementation, supervision, and coordination of all programs, including the Greeters, the Stranded Passengers program, the Visitor's Bureau and Welcome Centers. It has oversight of all advertising, public relations, and promotional programs for the U.S. Virgin Islands.

This Unit coordinates and executes all internal and external activities for the Department, serving as liaison between clients and vendors. It has an unwavering commitment to build productive, beneficial and collaborative relationships with other government agencies, the private sector and other organizations. Good customer service before, during and after each guest's visit is essential to the overall promotion of the U.S. Virgin Islands as a premier tourism destination. Stationing Greeters at airports, cruise ports, and downtown ensures that guests receive a hassle-free experience and obtain guidance, directions, information and assistance as needed. The Stranded Passengers' Assistance Program provides support during unforeseen events, such as lost luggage, or rescheduled flights, and procures transportation and meal and hotel vouchers during long delays. By offering emotional support as an "island friend," trained team members transform travel setbacks into positive experiences for guests.

## Org 92110 Convention and Visitors' Bureau - STT/STJ/STX

### **Functional Statement**

The Convention and Visitors' Bureau provides direct support services to current and prospective visitors through various services, including disbursement of informational brochures, pamphlets, and other promotional materials. The Cruise Ship Division compiles relevant statistics concerning passengers, provides promotional and support services in cooperation with cruise ship companies, and distributes information at disembarkation sites. The Bureau also prepares the bi-annual cruise ship schedules.

Communication is essential to successful promotion of the U.S. Virgin Islands. Visitors' Bureau and Welcome Centers provide information about the Territory as passengers disembark the cruise ships. Trained staff offer direct support services to on-island and prospective visitors from convenient, handicap-accessible locations. DOT's team also handles a substantial volume of communications – verbal, email, post, and fax – responding cordially to a wide variety of queries and requests for assistance on any topic related to the V.I. The Bureau regularly reviews and analyzes complaints and takes prompt, corrective action.

## Org 92120 Offshore Activities

### **Functional Statement**

The Offshore Activities unit promotes the United States Virgin Islands as a year-round upscale destination by engaging in promotional activities designed to influence travel agents, wholesalers, tour operators, group and incentive planners, airlines, consumers and other travel related entities on the U.S. mainland.

DEPARTMENT OF TOURISM  
Departmental Financial Summary  
By Budget Category

	FY2014 Expenditure	FY2015 Grant Award	FY 2015 Appropriation/ Grant Award Received	FY2016 Projection
APPROPRIATED FUNDS				
GENERAL FUND				
PERSONNEL SERVICES	1,544,361	-	1,325,888	1,441,315
FRINGE BENEFITS	567,816	-	488,997	640,515
SUPPLIES	12,791	-	22,161	5,000
OTHER SERVICES	388,431	-	459,000	139,000
UTILITY	123,925	-	165,000	103,833
CAPITAL PROJECTS	47,193	-	75,000	22,500
MISCELLANEOUS	-	-	75,000	50,000
TOTAL FUND- GENERAL FUND	2,684,518	-	2,611,046	2,402,163
OTHER SERVICES	650,000	-	650,000	650,000
TOTAL FUND- TOURISM AD REVOLVING	650,000	-	650,000	650,000
TOTAL APPROPRIATED FUNDS	3,334,518	-	3,261,046	3,052,163
NON-APPROPRIATED FUNDS				
LOCAL FUNDS				
PERSONNEL SERVICES	-	-	-	-
FRINGE BENEFITS	-	-	-	-
SUPPLIES	-	-	-	-
OTHER SVS. & CHGS.	16,701,902	-	17,500,000	17,500,000
UTILITIES	-	-	-	-
CAPITAL OUTLAYS	-	-	-	-
TOTAL LOCAL FUNDS	16,701,902	-	17,500,000	17,500,000
TOTAL NON-APPROPRIATED FUNDS	16,701,902	-	17,500,000	17,500,000
GRAND TOTAL	20,036,420	-	20,761,046	20,552,163



DEPARTMENT OF TOURISM  
Financial Summary  
Fiscal Year 2016 Governor's Recommendation  
All Funds - By Activity Center

		Personnel Services	Fringe Benefits	Supplies	Other Svcs. Chrgs.	Utilities	Capital Outlays	Miscellaneous	Total
APPROPRIATED FUNDS									
GENERAL FUND									
92000	ADMIN & MANAGEMENT	715,764	308,639	5,000	139,000	103,833	22,500	-	1,294,736
92010	PUBLIC RELATIONS	39,000	11,181	-	-	-	-	-	50,181
92100	ADMINISTRATION	221,386	90,667	-	-	-	-	-	312,053
92110	VISITORS BUREAU	176,665	96,818	-	-	-	-	-	273,483
92120	OFF-SHORE ACTIVITIES	288,500	133,210	-	-	-	-	50,000	471,710
TOTAL GENERAL FUND		1,441,315	640,515	5,000	139,000	103,833	22,500	50,000	2,402,163
TOURISM AD REVOLVING									
92010	PUBLIC RELATIONS	-	-	-	650,000	-	-	-	650,000
TOTAL TOURISM AD REVOLVING		-	-	-	650,000	-	-	-	650,000
TOTAL APPROPRIATED FUNDS		1,441,315	640,515	5,000	789,000	103,833	22,500	50,000	3,052,163
NON-APPROPRIATED FUNDS									
LOCAL FUNDS									
92100	ADMINISTRATION	-	-	-	17,500,000	-	-	-	17,500,000
TOTAL LOCAL FUNDS		-	-	-	17,500,000	-	-	-	17,500,000
TOTAL NON-APPROPRIATED		-	-	-	17,500,000	-	-	-	17,500,000
GRAND TOTAL		1,441,315	640,515	5,000	18,289,000	103,833	22,500	50,000	20,552,163



## MISCELLANEOUS



■ Genreal Fund



\$102,157,563 ,  
100%

**EXECUTIVE MISCELLANEOUS BUDGET  
GENERAL FUND**

Code	Agency/Misc Item	FY 2014 Actual	FY 2015 Appropriation	FY 2016 Recommendation
<b>GENERAL FUND</b>				
M1162	BIT - Maintenance of IT Infrastructure	799,255	800,000	800,000
M3103	BIT- License Fees GWAN	1,008,802	1,100,000	1,100,000
M1023	DHS - Add'l bed at Sea View - Long term care of the Elderly	460,984	465,696	465,696
M1029	DHS - United Way	9,827	37,679	30,000
M2043	DHS- V.I. Partners Recovery Village	405,000	588,000	588,000
M6140	DHS-10,000 Helpers-Outreach Workers	58,273	56,519	50,000
M6207	DHS-American Red Cross-STT	117,855	98,000	50,000
M6220	DHS-American Red Cross-STX	87,480	98,000	50,000
M0024	DHS-Bethlehem House STT	77,697	68,600	50,000
M0025	DHS-Bethlehem House STX	60,075	68,600	50,000
M5023	DHS-Catholic Charities -Outreach Workers	116,545	112,700	50,000
M8010	DHS-Center for Independent Living	75,448	58,403	50,000
M1127	DHS-COAST	-	37,679	30,000
M7027	DHS-Energy Crisis Program	1,285,177	1,470,000	1,000,000
M3035	DHS-Kidscope	90,000	83,300	50,000
M3136	DHS-Lutheran Church-Project HOPE	-	63,700	50,000
M7039	DHS-Lutheran Social Services	38,848	37,240	30,000
M1208	DHS-Men's Coalition Counseling (Catholic Services	20,978	19,600	16,000
M1204	DHS-My Brother's Workshop	77,697	68,600	50,000
M1500	DHS-My Brother's Workshop STX		50,000	50,000
M1030	DHS-My Brother's Table	20,250	29,400	25,000
M1313	DHS- ST. John Community Foundation (STJ Dial-A-Ride)	42,527	39,200	35,000
M0431	DHS-STT/STJ Dial-A-Ride	98,342	66,640	60,000
M0035	DHS-STX Women's Coalition	77,697	74,480	70,000
M1553	DHS-V.I. Coalition Cit. w/Disabilities	66,451	50,960	50,000
M2030	DHS-V.I. Res. Center for Disabled	38,460	37,240	30,000
M3110	DHS-VIVA CASA Program	58,491	55,860	50,000
M0032	DHS-Women's -Family Resource Center	139,680	135,240	120,000

**EXECUTIVE MISCELLANEOUS BUDGET  
GENERAL FUND**

Code	Agency/Misc Item	FY 2014 Actual	FY 2015 Appropriation	FY 2016 Recommendation
M1304	DHS-Additional MAP Local Match	1,379,320	-	-
M1302	DHS- QRIS	130,716	432,000	400,000
M1301	DHS-St. Patricks Afterschool Program	20,533	12,740	10,000
M1303	DHS-VI Cancer Care Program	51,625	84,672	80,000
M1501	BMV- Bureau of Motor Vehicle Improvements	-	750,000	-
M1400	DLCA-Vehicles for DLCA Law Enforcement Division	310,624	-	-
M9125	DOA - Bont Tick Program	88,435	78,400	75,000
M9022	DOA- Agric. Sustainable Contribution	258,604	-	-
M3056	DOA-Humane Society STT	-	125,000	80,000
M1305	DOA-STJ Animal Care Center	-	40,000	30,000
M1306	DOA-STX Animal Welfare Center	78,000	125,000	80,000
M6085	DOE Inter Scholastic Sports Travel	112,412	166,600	150,000
M8232	DOE - Schools Maintenance	2,033,303	1,470,000	1,200,000
M4060	DOE-Albert Ragster Scholarship	34,920	36,000	31,000
MI111	DOE-Cont. Adult Ed. Tuition Subsidy	4,300	7,840	6,000
MI541	DOE-FBLA Grant	6,579	14,700	12,000
M4061	DOE-James A. Petersen Scholarship	16,150	20,000	18,000
M6092	DOE-TSWAME After School Program- Cancryn School	-	24,500	20,000
M0555	DOE-VI Career Technical Education Board	311,994	617,400	-
M1433	DOE-Maintenance of School Tracks and Fields	-	98,000	50,000
New	DOE-Vacant Positions Funding	-	-	3,500,000
M1108	DOF - Data Archiving, Warehouse and Other Svcs.	204,602	170,932	170,000
M8008	DOF- Audit Services	4,584,000	2,940,000	2,900,000
MIS08	DOF- Dept. of Finance Claim Funds	108,000	105,840	100,000

**EXECUTIVE MISCELLANEOUS BUDGET  
GENERAL FUND**

Code	Agency/Misc Item	FY 2014 Actual	FY 2015 Appropriation	FY 2016 Recommendation
M2103	DOF- Judges Pension Fund	721,723	721,723	721,723
M1005	DOF-Annual Maintenance (IBM)	101,109	97,027	95,000
M1004	DOF-Annual Maintenance (IDC)	-	45,000	45,000
MIS09	DOF-Bonding Gov't. Employees	123,750	112,500	112,500
M7150	DOF-Casino Commission	-	606,881	600,000
MIS32	DOF-Comm. Uniform State Laws	65,120	25,000	25,000
M2102	DOF-Elected Governor's Ret. Fund	344,832	602,267	602,267
M1002	DOF-ERP System Software	1,273,519	700,000	700,000
M0401	DOF-Finance Audit Accounting Assistance	383,251	200,000	200,000
M1300	DOF- Time and Attendance Software/Hardware	156,270	100,000	100,000
M1337	DOF- Telephone and Communication Services Contract	12,410	59,000	59,000
M1338	DOF- Telecheck Loss Prevention Fees	592,154	234,000	234,000
M1003	DOF-GASB45	7,694	104,600	100,000
M1107	DOF-Interest and Penalties	-	50,000	25,000
MI670	DOF-Grant V.I. Housing Finance Auth.	2,101,621	2,000,000	2,000,000
M9080	DOF-Grants to Territorial Bd. of the VI Hosp. Health Fac. Cc	-	90,000	60,000
M2101	DOF-Pension Fund	45,000	45,000	45,000
M1309	DOH - HIV Ryan White Title IV Program	223,549	225,000	225,000
M1064	DOH - HIV Medication	256,804	180,000	180,000
M3053	DOH-East End Medical Center	1,647,083	1,674,988	1,674,988
M3054	DOH-Frederiksted Health Center	1,960,107	1,993,916	1,993,916
M1202	DOH-Maintenance Contract for Ambulance Boat	39,000	75,000	75,000
MIS18	DOH-Nurse Licensure Board	170,158	274,317	274,317
M5035	DOH-V.I. Perinatal Inc.	551,461	568,517	568,517

**EXECUTIVE MISCELLANEOUS BUDGET  
GENERAL FUND**

Code	Agency/Misc Item	FY 2014 Actual	FY 2015 Appropriation	FY 2016 Recommendation
M1310	DOH- Outstanding Mental Health Obligations and Other Op	712,828	1,152,178	1,060,004
M1275	DOJ-Contribution to hospitals for use of morgue facilities.	-	235,200	200,000
M1143	DOJ-Contribution to Legal Defense Fund	34,513	50,000	50,000
MIS07	DOJ-Judgments Greater Than \$25,000	328,093	300,000	275,000
MIS06	DOJ-Judgments \$6,001 to \$25,000	71,620	160,000	150,000
M1366	DOJ-Judgments \$6,000 and Less	67,096	67,500	50,000
M8022	DOJ-Witness Protection Program	-	150,000	150,000
M1472	DOL-Interest payment Unemployment Trust Fund	1,500,000	1,750,000	1,750,000
M9017	DOP - Admin. Expenses Health Ins Board	247,500	275,000	250,000
M1106	DOP - GVI Employees' Recognition Activities	25,000	24,500	12,500
M1116	DOP-Buck Consultants	365,048	320,000	320,000
M0081	DOP-Health Insurance Retirees	48,859,300	37,440,000	37,440,000
MIS17	DOP-Municipal Council Pension	40,000	40,000	40,000
M1434	DOP- Certified Public Manager Program	20,000	-	-
M1435	DOP - Career Incentive Program	144,000	-	-
M7235	DOT-Christmas Carnival - STX	160,482	245,000	245,000
M7242	DOT-Festival & Cultural Organization, STJ	240,000	245,000	245,000
M7234	DOT-VI Carnival - STT	240,000	245,000	245,000
NEW	DOT- Tourism Promotion	-	3,234,000	2,000,000
M0005	DPNR-V.I. Council on the Arts	349,445	328,506	320,000
M1336	DPNR-Tutu Well Litigation Site	280,682	405,000	400,000
M1502	DPNR-Purchase and Operation of Marine Vessels		350,000	50,000
M1234	DPNR-Humanities Council	-	150,000	25,000
M8108	DPW- STT/STJ Inter-island Ferry	-	374,850	375,000

**EXECUTIVE MISCELLANEOUS BUDGET  
GENERAL FUND**

Code	Agency/Misc Item	FY 2014 Actual	FY 2015 Appropriation	FY 2016 Recommendation
M6021	DPW-Abandoned Vehicles STT/STJ	29,100	49,000	45,000
M6022	DPW-Abandoned Vehicles STX	-	49,000	45,000
M1278	DPW-Iron Man Triathlon Road Repairs	67,500	98,000	90,000
M1276	DPW-Eastern Cemetery-Additional Land Acquisition	252,000	-	-
M1387	DPW-Road Repairs and Striping	1,174,374	-	-
M1436	GERS-Outstanding Employer's Contribution	1,971,916	2,300,000	2,300,000
M2188	HPR- Alvin McBean Little League	7,614	7,840	7,000
M0048	HPR - Camp Arawak	-	56,840	55,000
M6040	HPR - La Leche Little League	8,460	8,330	8,000
M7016	HPR - Pan Dragons	11,250	20,580	15,000
M9215	HPR - Savan's Boy's Club	8,460	8,467	8,000
M7014	HPR - St. Thomas Swimming Association	9,000	16,934	15,000
M8067	HPR - STX Horse Race Imp. Fund- Christmas 2nd Day	25,000	24,500	24,500
M3017	HPR - Utilities	152,868	-	-
M2020	HPR - Youth Programs-STT	20,250	19,051	15,000
M2020	HPR - Youth Programs-STX	-	19,051	15,000
M5017	HPR Amateur Boxing Program	22,500	42,140	21,000
M6259	HPR- Betterment of Carenage - Father's Day Celebration	8,460	7,840	7,000
M7019	HPR- Elmo Plaskett Little League East	7,876	7,620	7,000
M7020	HPR -Elmo Plaskett Little League West	7,614	7,620	7,000
M6134	HPR -Elrod Hendricks Little Lg West	7,614	7,620	7,000
M3101	HPR- Heritage Dancers STX	-	4,704	4,000
M1368	HPR- Heritage Dancers STT	-	4,704	4,000
M8067	HPR -STT Carnival Horse Race Purses	25,000	24,500	24,000

**EXECUTIVE MISCELLANEOUS BUDGET  
GENERAL FUND**

Code	Agency/Misc Item	FY 2014 Actual	FY 2015 Appropriation	FY 2016 Recommendation
M3012	HPR- VI Basketball Federation	70,500	70,560	70,000
M1229	HPR-American Legion - Post 102	16,920	16,934	15,000
M1226	HPR-American Legion - Post 133	17,520	16,934	15,000
M1227	HPR-American Legion - Post 85	17,460	16,934	15,000
M1228	HPR-American Legion - Post 85 Auxiliary	4,230	16,934	15,000
M1225	HPR-American Legion - Post 90	17,460	4,234	4,000
M7128	HPR-Boys and Girls Club of the Virgin Islands	78,570	98,000	95,000
M1369	HPR-Chess Tournament STT/STJ	5,000	6,774	6,000
M7134	HPR-Frenchtown Civic Organization	15,350	8,467	8,000
M7134	HPR-Frenchtown Civic Organization-Heritage Week		8,467	8,000
M6135	HPR-Pistarkle Theater	6,750	11,760	11,000
M1370	HPR- S.P.A.R.K.S	16,000	21,168	20,000
M1231	HPR-St. Croix Horse Racing Association	-	16,934	15,000
M1232	HPR-St. Thomas Horse Racing Association	-	16,934	15,000
M3005	HPR-STT Zero Tolerance Bask. League	13,095	12,701	12,000
M9220	HPR-STX Swimming Association	-	98,000	80,000
M4012	HPR-VI Olympic Committee	196,425	186,200	180,000
M7108	HPR-Virgin Islands Special Olympics	33,840	33,869	30,000
M1371	HRP-Track and Field Federation	-	63,504	50,000
M1373	HPR-Mongo Nile	-	7,840	7,000
M1374	HPR-Smith Bay Carnival	-	16,660	16,000
M1376	HPR-Mon Bijou Home Owner Association Afterschool	16,000	22,050	15,000
M117A	HPR-340 Boxing Program	-	13,230	9,000
M1377	HPR-Virgin Islands Bowling Federation	-	22,050	18,000



**EXECUTIVE MISCELLANEOUS BUDGET  
GENERAL FUND**

Code	Agency/Misc Item	FY 2014 Actual	FY 2015 Appropriation	FY 2016 Recommendation
M1385	HPR-Delta Sigma Theta St. Thmas Alumae chapter	-	5,880	-
M7136	HPR-West Star Steel Orchestra	-	8,820	6,000
M1280	OMB-Funding for additional critical vacancies	2,654,460	1,225,000	500,000
MI586	OMB-Implement Early Retirement 1994	5,618	-	-
M6153	OMB-Third Party Fiduciary	3,111,553	3,200,000	2,500,000
M1279	OMB-Workman's Compensation Increase	-	1,190,848	-
M1382	OMB-Restoration of 8% Reduction of Salaries	26,832,162	-	-
M1513	OMB-Executive Department Annual Lump Sum	-	1,500,000	-
NEW	OMB-Budgeting for Outcomes System Software	-	-	300,000
New	BOC- Settlement Agreement Bureau of Corrections	-	-	628,440
M8004	OOG - BVI/VI Friendship Day	1,116	20,580	20,000
M1113	OOG - Emancipation Day Activities	-	9,408	9,000
M1006	OOG- Expenses for Annual Activities	74,438	-	60,000
M1111	OOG-Transitional Activities	-	171,300	
	OOG-Inaugural Activities	-	100,000	-
MIS10	OOG- Legal Services of the Virgin Islands	1,091,174	1,084,000	1,084,000
M3102	OOG-P.R. / V.I. Friendship Day	23,142	31,168	30,000
M2118	OOG-V.I. Economic Development Auth.	4,855,989	4,856,000	4,800,000
NEW	OOG-Early Childhood Advisory Committee	-	107,800	70,000
M1340	OOG-Expenses Related to On Goving closure of Hovensa	1,281,824	500,000	250,000
M7029	OOG-Government Access Channel	259,921	130,000	130,000
M2121	OTAG-Nat'l Guard Pension Fund	77,200	60,700	55,000
M1281	OVA-Veterans Medical and Burial Expenses	227,029	300,000	300,000
M5041	P&P-Dept. of Prop. & Proc. Appraisals	219,420	49,000	49,000
M0004	P&P-Insurance Gov't Bldg./Properties	7,317,740	7,616,929	7,616,929
MIS12	P&P-Renewal Fed. Flood Insurance	8,131	157,300	157,300
M1403	SRMC-Purchase and Maintenance Dialysis Machine	500,000	-	-
MI953	UVI Labor Force Survey	106,369	110,000	110,000
M1341	UVI-Outstanding Obligation to FEMA	201,000	100,000	100,000
M1342	UVI-Congressional Scholarship Program	98,500	100,000	100,000
M1343	UVI-EPSCoR	246,250	250,000	250,000
M1438	VIES - VI Primary Election	216,854	-	350,000

**EXECUTIVE MISCELLANEOUS BUDGET  
GENERAL FUND**

Code	Agency/Misc Item	FY 2014 Actual	FY 2015 Appropriation	FY 2016 Recommendation
M1033	VIES - VI General Election	-	350,000	-
M1523	VIES-Runoff Election and Early Voting Period		390,000	-
M3034	VIFS-Junior Firefighters	14,688	27,518	25,000
M1202	VIFS- Maintenance Contract for Ambulance Boat	39,000	-	-
M1282	VIPD-Excessive Force Consent Decree	1,977,309	2,000,000	2,000,000
M7046	VIPD-Grove Place Weed and Seed Program	103,243	93,100	90,000
M0561	VIPD-Police Athletic League STT	27,793	30,380	28,000
M3062	VIPD-Police Athletic League STX	20,398	30,380	28,000
M1151	VIPD-STT Bovoni Weed & Seed Program	103,243	93,100	80,000
M3061	VITEMA - STJ Rescue	66,879	32,340	30,000
MIS23	VITEMA - STT Rescue	286,626	137,200	30,000
MIS24	VITEMA - STX Rescue	286,626	137,200	30,000
M0011	VITEMA-Disaster Recovery Contingency	-	750,000	750,000
M5034	VITEMA-Water Island Rescue	19,108	9,800	7,000
M1471	VITEMA-Conduct the UNESCO IOC ICG/CARIBE EWS IX Convention on STT	66,841	-	-
M1437	VIHA-Rehabilitation of Vacant Housing Units STX	900,000	-	-
M1034	WMA- Supplemental Environmental Project	360,000	392,000	390,000
MIS15	WTJX-PUBLIC TELEVISION	4,083,806	3,926,701	3,900,000
M1405	DOP-Promotional Testing	-	-	-
M1408	SPR-St. Thomas Baseball Explorer	24,000	-	-
M1545	Botanical Gardens	-	10,000	5,000
	Estate Profit-Three Kings Celebration	-	5,000	3,000
	El Festival Del Lechon	-	5,000	3,000
M1405	DOE-IAA Athletic Programs in public schools to be equally divided between each district	-	250,000	200,000
<b>TOTAL GENERAL FUND</b>		<b>141,659,605</b>	<b>106,663,361</b>	<b>100,857,597</b>

**EXECUTIVE MISCELLANEOUS BUDGET  
GENERAL FUND**

Code	Agency/Misc Item	FY 2014 Actual	FY 2015 Appropriation	FY 2016 Recommendation
<b>GENERAL FUND - NL</b>				
M1212	EDWARD W. BLYDEN SCHOLARSHIP	4,000	4,000	4,000
M1213	LEW MUCKLE SCHOLARSHIP	12,000	12,000	12,000
M1214	VALEDICTORIAN SCHOLARSHIP	25,500	25,500	25,500
M1215	SALUTATORIAN SCHOLARSHIP	17,000	17,000	17,000
M1216	EXCEPTIONAL CHILDREN SCHOLARSHIP	4,000	4,000	4,000
M1217	ANN SCHRADER SCHOLARSHIP	2,400	2,400	2,400
M1218	D HAMILTON JACKSON SCHOLARSHIP	8,000	8,000	8,000
M1221	RICHARD CALLWOOD SCHOLARSHIP	6,250	6,250	6,250
M1222	CLAUDE O MARKOE SCHOLARSHIP	8,000	8,000	8,000
M1223	EVADNEY PETERSEN SCHOLARSHIP	10,000	10,000	10,000
M1224	AMADEO FRANCIS SCHOLARSHIP	10,000	10,000	10,000
M1235	WIM HODGE SCHOLARSHIP	10,000	10,000	10,000
M1236	HILDA BASTIAN SCHOLARSHIP	10,000	10,000	10,000
M1237	MURIEL NEWTON SCHOLARSHIP	3,000	3,000	3,000
M1390	TREVOR NICHOLAS "NICK" FRIDAY SCHOLARSHIP	10,000	10,000	10,000
M1238	GENE CERGE SCHOLARSHIP	1,000	1,000	1,000
M1239	VI NATIONAL GUARD SCHOLARSHIP	2,000	2,000	2,000
M1240	MORRIS F. DECASTRO	90,000	90,000	90,000
M1241	WILBURN SMITH SCHOLARSHIP	4,000	4,000	4,000
M1242	CAROLINE ADAMS SCHOLARSHIP	16,000	16,000	16,000
M1243	KENNETH HARRIGAN SCHOLARSHIP	28,000	28,000	28,000
M1244	TERRITORIAL SCHOLARSHIPS (\$400,000 to be used exclusively for Territory Wide Nursing Scholarships	952,816	952,816	952,816
M1245	RUTH THOMAS SCHOLARSHIP	10,000	10,000	10,000
M1246	TERRENCE TODMAN SCHOLARSHIP	10,000	10,000	10,000
M1247	EARLY ADMISSION SCHOLARSHIP	30,000	30,000	30,000
M1248	MUSIC STT SCHOLARSHIP	8,000	8,000	8,000
M1249	MUSIC STC SCHOLARSHIP	8,000	8,000	8,000
<b>TOTAL GENERAL FUND NL</b>		<b>\$1,299,966</b>	<b>\$1,299,966</b>	<b>\$1,299,966</b>
<b>TOTAL MISCELLANEOUS</b>		<b>142,959,571</b>	<b>107,963,327</b>	<b>102,157,563</b>

# **CAPITAL BUDGET**

## Capital Improvement Project

### Department of Public Works

Under the direction of the Commissioner of the Department of Public Works (DPW) , the Capital Improvement Program's (CIP) Division of Capital Improvements leads, within the Governor's prioritizations, territorial coordination, management and delivery of the Governor's selected CIP Projects which were in the past previously administered through each Department and Agency within the Executive Branch of Government. DPW's Division of Capital Improvements provides for the Executive Branch of Government critical administrative and professional engineering support services as it relates to the planning, construction, renovations, and development of government facilities.

The CIP, previously under the direct management of the Office of the Governor, was returned in 2008 by the Governor John P. deJongh Administration to the DPW as codified through *Title 3, Chapter 9, Subsection 138* and *Title 31, Chapter 1, Subsection 1* of the Virgin Islands Code. The duties of the Commissioner of Public Works now involves management of the CIP which includes, but is not limited to, the planning and administration of major CIP design, construction and renovation projects territorially of which costs exceed \$100,000.00.

DPW's Division of Capital Improvements has one licensed Contractor and the CIP Administrator. The two employees who make up the Division of Capital Improvements, continue their daily efforts to professionally serve all Departments and Agencies within the Executive Branch of Government with their CIP Projects, in compliance with both Act 7309 and the Governor's overall prioritizations, goals and objectives.

### Capital Budget Overview

Major On-Going CIP Projects Status as of April 13, 2015

#### The St. Thomas/St. John District:

1. Fort Christian Conservation Project – Phase I – C023DPW14(CB) (Construction):
  - a. Description: This project is firstly a conservation project and secondly an effort to prepare this National Historic Landmark to receive visitors in the near future and increase revenue to the Government's coffers. When this Project is completed, this historical nationally recognized landmark will be brought back to an operational status for tours by our schools, visiting tourists and the general public alike.
  - b. Funding: The Fort Christian Conservation Project's \$2.0 million was received under the Series 2012A Bonds via Act 7453, Section 2(A) executed by signature Approval of the Governor in December 2012. Thereafter, management of The Fort Christian Conservation Project commenced with Jaredian Design Group's preparation of the necessary architectural engineering documentation at a total cost of \$266,437.50. Additionally, a DOI-OIA CIP Grant was secured for \$536,000.00 to augment the construction's overall budget. During September 2014 a Construction Contract was secured in favor of Custom Builders for \$2,076,549.02. Upon securing Building Permit # BP-STT-168-14, the project commenced during October 2014 with a finite budget of \$2,265,212.50, leaving a very small buffer of \$188,663.48 for changes or additions to the overall work.
  - c. Project Status: Seventy percent (70%) of the overall conservation work is completed, with a full completion date of May 2015. However, due to fact that the structure is more than three hundred (300) years old, future change orders may affect said final completion date.

Contract Number(s):	Contract Description:	Project Description:	Vendor:	Contract Amount:	Expended to Date:	Contract Funded Balance:	Funding Source(s):	Original Project Budget:	Unallocated Funding Balance
A/E: PC097DPW13	A/E Contract	Fort Christian	Jaredian	\$245,000.00	\$215,600.00	\$29,400.00	2012A Bonds	\$2,000,000.00	\$19,452.60
A/E: PC114DPW14	A/E Amendment			\$21,437.50	\$21,437.50	\$0.00			
Const: C023DPW14(CB)	Const. Phase I		Custom Builders	\$1,714,109.90	\$1,232,815.53	\$481,294.37	DOI Grant	\$536,000.00	\$20.88
				\$535,979.12	\$0.00	\$535,979.12			
	Const. Phase II			\$483,846.35	\$0.00	UNFUNDED	TBD	\$483,847.35	N/A

## Bureau of Information Technology

### Overview

The Bureau of Information Technology (BIT) was established by Act No. 6634 Title 3, Sections 10 through 10j, Virgin Islands Code to develop a comprehensive technology strategy for programs, policies, Territorial Data Centers and a Territorial private network that promotes and advances the use of innovative technology in the Government of the Virgin Islands (GVI). This strategy will increase worker productivity, improve internal and external governmental services and demonstrate effective management. All Information Technology (IT) purchases are approved by the Director of the Bureau of Information Technology.

### History

The GVI has a wide area network called the Government's Wide Area Network (GWAN). The wireless upgrade was installed between 1999 and 2001 and intended to connect all GVI departments and agencies. That goal was never fully realized. Some agencies had switched 56 circuit (SW56) connections and some had broadband connections. Using these means of access, along with Virtual Private Network (VPN) services provided by BIT, all GVI departments and agencies have access to and can utilize the Enterprise Resource Planning (ERP) system, as well as other managed services that BIT provides.

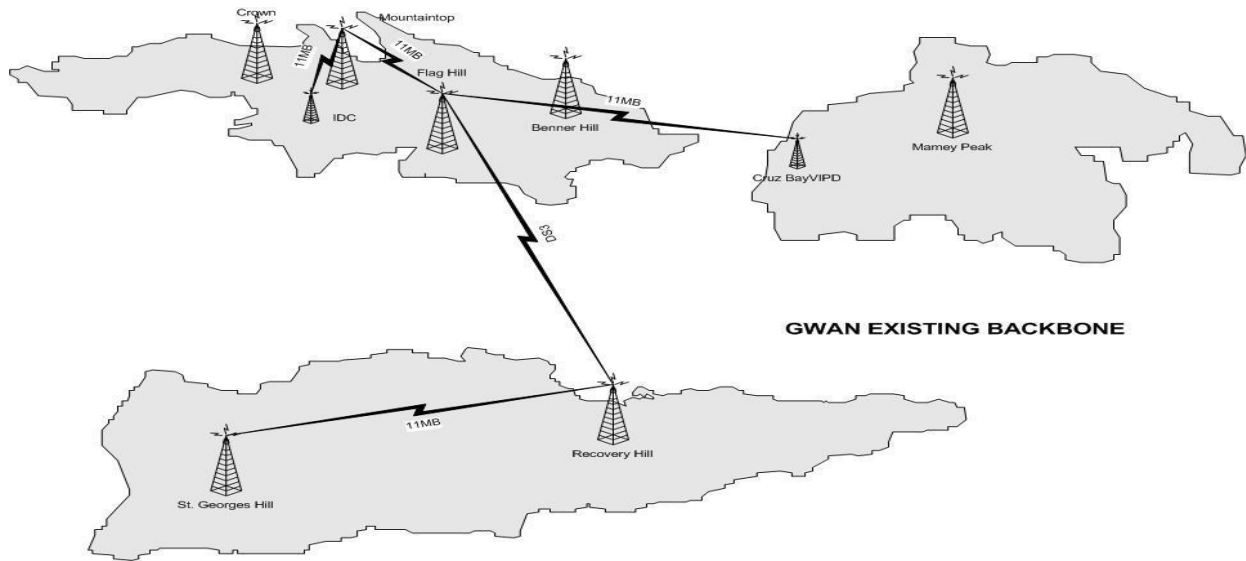


Figure 1 - GWAN

## Details on the Territory's Funding for E-projects

BIT has upgraded the GWAN, making it a managed network with increased capacity to support the short term needs of the Government. The GVI continues to overlay more applications such as the e911, ERP and other electronic services. The GVI needs these services to operate more efficiently and transparently; therefore, a network such as the Enterprise Virtual Private Network (EVPN) was needed to meet the requirements of these various applications.

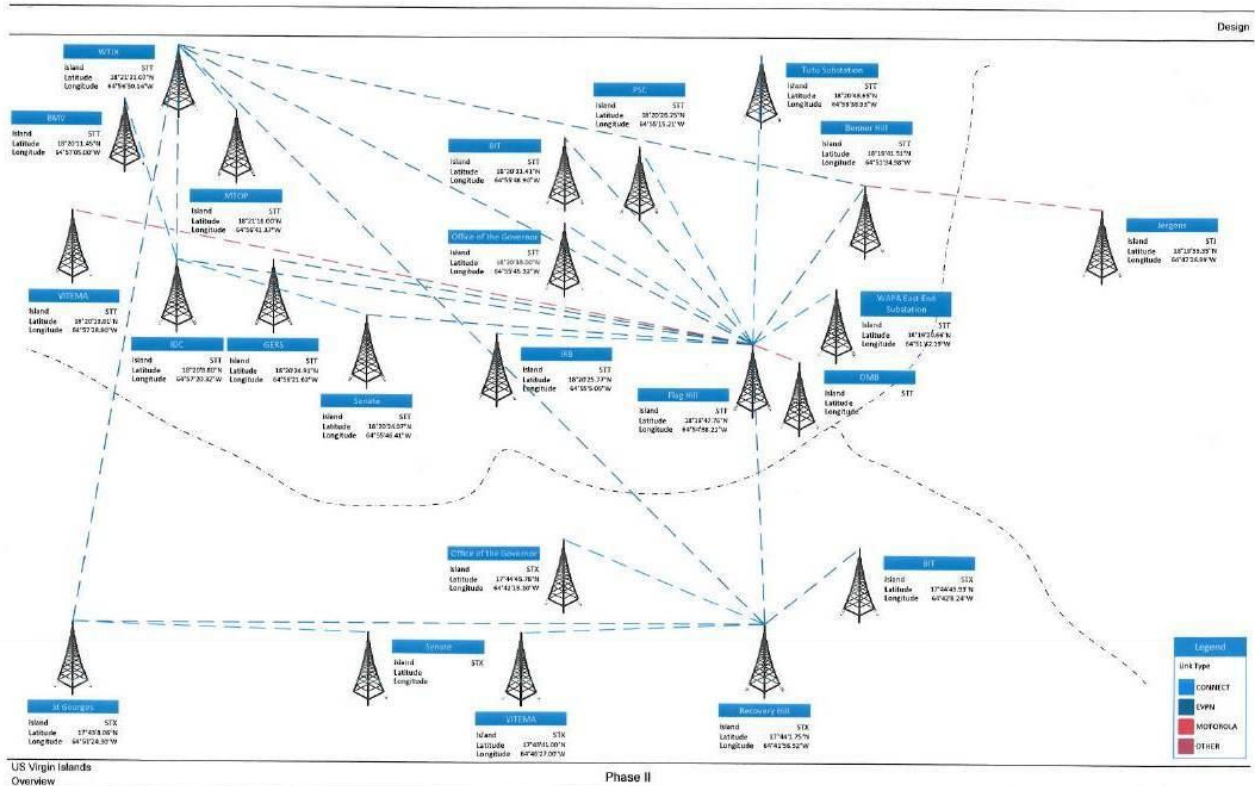


Figure 2 – EVPN

## Major On-going CIP E-Projects

### 1. The Enterprise Virtual Private Network (EVPN)

- a. **Description:** The EVPN was designed for 99.999% availability to support the long term needs of the GVI. The EVPN will ensure that there are no single points of failure in the network, that frequencies are licensed, redundant paths are in the network, and that there is increased bandwidth.
- b. **Funding:** Funding at \$3.3 million was secured from Fiscal Year 2009 to date through the Public Finance Authority (PFA).
- c. **Update:** The EVPN was completed by the end of Fiscal Year 2014. A tower was erected at Benner Hill and is 100% completed. The tower that was slated to be erected at the St. George site was eliminated from the design. However, the site is still part of the design. The current tower sites are Recovery Hill, Flag Hill, Mountain Top and Benner Hill. Agency connect links will be installed to connect the agency to the backbone. During Fiscal Year 2016, the Bureau intends to undergo some network upgrades to make our network more secure, reliable and redundant. The Bureau is positioning itself now to be able to offer more services to users which should result in more cost savings to the Government of the Virgin Islands. These cost savings should be reflected in lower cost for the Government in IT Infrastructure Services, Travel, Internet Service, T1 lines and IT Consulting Services. Very limited work can be completed during Fiscal Year 2015 due to the Government's current fiscal year's constraints.
- d. **Funding:** Funding is being requested in the FY 2016 BIT Infrastructure Budget in the amount of \$320,000 to cover the security portion of this project.

Funding was secured in the amount of \$75,000 during Fiscal Year 2011 that included tower, shelters and backup generator costs for the St. Georges tower site. Although the tower was eliminated from the design, the funding will be used for the equipment costs.

### 2. Emergency Communications System (e911)

- a. **Description:** A common operating picture must be developed in order to manage all emergencies and incidents, enhance communications interoperability and improve response capability.
- b. **Funding:** Funding was secured from the following sources: General Fund (\$3.2 million), Internal Revenue Matching Fund (\$2.7 million), Federal Funds (\$2.5million) and PFA (\$6.6 million).
- c. **Update:** The e911 Project is ninety percent (90%) completed. Benner Hill is now completely erected. Once the St. George site is completed, the equipment will be transferred to the tower at the St. George site. BIT was funded in FY 2011 for a tower for Hansen Bay (Seba Bay) in the amount \$75,000 for that site. Plans to complete this site will be decided by the Public Safety Committee. The Government embarked on a project to complete the installation and implementation of the 911 system. This measure will improve the territory wide public safety radio communication network, enable all public safety professional to communicate within and between agencies, especially during emergencies, and improve response time, keep communities safe, and save lives. To complete this project, it will require an additional \$1.4 Million funding from PFA.



Territorial:	Project Name:	Funding Source(s):	Original Project Budget:	Funding Released by PFA or OMB	Aquisition Services Expended:	Construction Services Expended:	Other Services Expended:	Contractual Working Funding Balance:	Unallocated Funding Balance	Anticipated or Actual Aquisition Start:	Aquisition Project Status in %:	Anticipated/Actual Const. Start:	Construction Project Status in %:	Anticipated/Actual Const. Completion:
/	EVPN & 911 Security	2015 Local	\$320,000.00							10/1/15			0%	9/30/2016
/	E911													
	Radio & Trunking	2008 Local	\$746,690.00	/		\$746,690.00		\$0.00						
		Federal - VIOHLS	\$746,200.00	/		\$746,200.00		\$0.00						
		Federal - VIOHLS	\$156,200.00	/		\$156,200.00		\$0.00						
		Federal - VIOHLS	\$145,895.00	/		\$145,895.00		\$0.00						
		Federal - VIOHLS	\$1,521,778.00	/		\$1,521,778.00		\$0.00						
		PFA \$1M & 517k	\$363,058.54	/		\$355,181.07		\$3,432.47					90%	
		PFA \$400K	\$400,000.00	/			\$312,419.85	\$87,580.15					35%	Expired contract
		PFA \$1.4M	\$1,400,000.00						\$1,400,000.00				0%	Sep-16
	Call Center - Professional Services	Local-LTI	\$1,118,467.22	/		\$1,118,467.22		\$0.00						COMPLETED
		2007 Local	\$106,130.71	/		\$106,130.71		\$0.00						
		Local - REPRG	\$672,402.07	/		\$672,402.07		\$0.00						
		PFA \$8M Bond	\$3,754,716.71	/		\$3,754,716.71		\$0.00						
		PFA \$1M Bond	\$459,136.39	/		\$459,136.39		\$0.00						
		PFA \$517K & \$1M	\$570,998.56	/		\$570,998.56		\$0.00						
	Call Center - Equipment	PFA \$8M Bond	\$969,425.93	/		\$969,425.93		\$0.00						COMPLETED
		2008 Local VIPD	\$2,700,000.00	/		\$2,700,000.00		\$0.00						
		2009 Local	\$7,987.31	/		\$7,987.31		\$0.00						
	Call Center - Buildout	Local - REPRG	\$324,166.19	/		\$324,166.19		\$0.00						COMPLETED
		2007 Local	\$136,564.65	/		\$136,564.65		\$0.00						
		2009 Local	\$20,076.20	/		\$20,076.20		\$0.00						
		PFA \$1M Bond	\$64,210.00	/		\$64,210.00		\$0.00						
		PO#28041666	\$4,600.00	/		\$4,600.00		\$0.00						
		28033784 & 280407	\$5,140.00	/		\$5,140.00		\$0.00						
		2008 Local	\$93,626.00	/		\$93,626.00		\$0.00						

# **FUND FINANCIAL STATEMENT**

## Schedule of Principal and Interest on Long Term Debt

The Virgin Islands Public Finance Authority (the Authority) , on behalf of the Government of the United States Virgin Islands, through authorization from the Legislature of the United States Virgin Islands, has secured funding for the following working capital and long-term projects. Outlined below is a brief description of each bond issuance reflected in the Schedule of Principal and Interest due on Long Term Debt for Fiscal Year 2016.

- Proceeds from the Series 2006A Gross Receipts Tax Bond Issuance were used to refund a portion of the Authority Revenue Bonds, Series 1999A Bonds, pay the cost of a termination fee in connection with an outstanding swap option agreement, fund certain necessary public sector capital development projects of the Government of the Virgin Islands, fund the Debt Service Reserve Account in an amount necessary to meet the Debt Services Reserve Requirement, pay the premium in connection with the Series 2006 Bond Insurance Policy, fund a net payments reserve account for a new swap agreement and pay the costs of issuing the Series 2006 Bond. The repayment of this bond series is funded by the General Fund from Gross Receipts Taxes. The bonds were issued in October 2006 at a value of \$219,490,000. As of April 1, 2015 the outstanding principal balance was \$202,955,000.
- Proceeds from the Series 2009A Subordinated Revenue Bond Issuance (Virgin Islands Matching Fund Loan Note- Diageo Project) were used to make a loan to the Government of the Virgin Islands which will provide a grant to Diageo USVI Inc. to finance the costs of the acquisition, design, development, construction and equipping of a rum production and maturation warehouse facility to be located on St. Croix, pay capitalized interest on the Series 2009A Bonds, fund the Series 2009A Debt Service Reserve Account in an amount necessary to meet the Debt Service Reserve Requirement for the Series 2009A Bonds and pay the costs of issuing the Series 2009A Bonds. The repayment of this bond series is funded by the Internal Revenue Matching Funds from Excise Taxes collected on United States Virgin Islands Rum Shipments of rum produced by Diageo USVI, Inc. The Bonds were issued in June 2009 at a value of \$250,000,000. As of April 1, 2015 the outstanding principal balance was \$241,670,000.
- Proceeds from the Series 2009A-C Revenue and Refunding Bond Issuance (Virgin Islands Matching Fund Loan Notes) were used to finance various capital projects, fund the Series 2009A and 2009B Senior Lien Debt Service Reserve sub-account, current refund in full the Revenue and Refunding Bonds Series 1998A (Senior Lien/Refunding Bonds) and Series 1998E (Subordinate Lien/Capital Program), fund the Series 2009C Subordinate Lien Debt Service Reserve Sub-account, and pay certain costs of issuing the Series 2009 bonds. The repayment of this bond series is funded by the Internal Revenue Matching Fund from Excise Taxes collected on United States Virgin Islands Rum Shipments. The Bonds were issued in October 2009 at a value of \$458,840,000 and as of April 1, 2015 the outstanding principal balance was \$344,770,000.
- Proceeds from the Series 2009A Subordinated Revenue Bond Issuance (Virgin Islands Matching Fund Loan Note- Cruzan Project) were used to make a loan to the Government of the Virgin Islands which will provide a grant to Cruzan VIRIL, Ltd. to finance the costs of the development, acquisition, construction and installation of a wastewater treatment facility and to fund certain preliminary costs of the alteration, upgrade, expansion and renovation of the Cruzan distillery, fund the Series 2009A Senior Lien Debt Service Reserve Subaccount in an amount necessary to meet the Series 2009A Debt Service Reserve Requirement and pay the costs of issuing the Series 2009A Bonds. The repayment of this bond series is funded by the Internal Revenue Matching Fund from Excise Taxes collected on United States Virgin Islands Rum Shipments of rum produced by Cruzan VIRIL, Ltd. The Bonds were issued in December 2009 the principal amount of \$39,190,000. As of April 1, 2015 the outstanding principal balance was \$36,245,000.

- Proceeds from the Tax Increment Revenue Bond Anticipation Notes 2009 were used to provide interim financing of a portion of the Island Crossings Project, which is a shopping center development project, and to pay certain costs incidental to the issuance of the Series 2009A Bond Anticipation Notes. The repayment of these Notes will be funded by Gross Receipts Tax Revenues and incremental Property Tax Revenues. The Tax Increment Revenue Loan provides for the initial borrowing in the principal amount of \$15,700,000. As of April 1, 2015, the outstanding principal balance was \$13,086,825.70.
- Proceeds from the Series 2010A&B Working Capital Revenue Bond issuance (Virgin Islands Matching Fund Loan Note) were issued to provide Working Capital to finance and or refinance certain operating expenses and other important financial obligations of the Government of the Virgin Islands for the Fiscal Year ending September 30, 2010 and to pay down a portion of the outstanding balance of the Series 2009 Gross Receipts Tax Loan Notes, fund the Debt Service Reserve Accounts in an amount necessary to meet the Debt Service Reserve requirements for the Series 2010A&B Bonds, and to pay certain costs of issuing the Series 2010A&B Bonds. As of April 1, 2015 the outstanding principal balance was \$392,840,000.
- Proceeds from the Series 2011 Property Tax Revenue Anticipation Notes were used to provide Working Capital to finance certain operating expenses and other obligations of the Government. The repayment of these notes is funded by a first lien on all Real Property Tax Receipts from delinquent real property tax receivables for tax years prior to and including tax year 2005. The Notes were issued in November 2011 at a par amount of \$13,000,000, with monthly payments estimated to be \$268,805 for 60 months. In the most recent completed fiscal year, ending September 30, 2014, payments on the Notes totaled \$1,471,420. As of March 1, 2015 the outstanding principal balance was \$6,429,594.
- Proceeds from the Series 2012A Matching Fund Revenue Bonds issuance were used to provide Working Capital to finance certain operating expenses and other obligations of the Government, fund the Series 2012A Senior Lien Debt Service Reserve Subaccount in an amount necessary to meet the Series 2012A Debt Service Reserve Requirement, and pay the cost of issuing the Series 2012A Bonds. The repayment of this bond series is funded by the Internal Revenue Matching Fund from Excise Taxes collected on United States Virgin Islands rum shipments. The Bonds were issued in September 2012 at a value of \$142,640,000. As of April 1, 2015 the outstanding principal balance was \$141,840,000
- Proceeds from the Series 2012A Gross Receipts Tax Bond issuance were used to refund the outstanding Series 1999 Bonds, refund the Series 2010A Notes, pay the costs and expenses of issuing and delivering the Series 2012A Bonds and fund the Debt Service Reserve Account in the amount necessary to meet the Debt Service Reserve Requirement related to the Series 2012A Bonds. The repayment of this bond series is funded by the General Fund from Gross Receipts Taxes. The Bonds were issued in November 2012 at a value of \$197,065,000. As of April 1, 2015 the outstanding principal balance was \$178,095,000.
- Proceeds from the Series 2012B Gross Receipts Tax Bond issuance were used to refinance the Series 2011A Note, which initially financed the Broadband Project, pay the cost and expenses of issuing and delivering the Series 2012B Bonds and fund the Debt Service Reserve Account in an amount necessary to meet the Debt Service reserve Requirement related to the Series 2012B Bonds. The Bonds were issued in November 2012 at a value of \$31,740,000. As of April 1, 2015 the principal balance was \$28,805,000.
- Proceeds from the Series 2012C Gross Receipts Tax Bond issuance were used to finance all or a portion of the costs of certain capital projects, fund capitalized interest on a portion of the Series 2012C Bonds and pay the costs and expenses of issuing and delivering the Series 2012C Bonds. The Bonds were issued in December 2012 at a value of \$35,115,000. As of April 1, 2015 the principal balance was \$33,445,000.
- Proceeds from the Series 2013A Subordinate Lien Gross Receipts Tax Revenue Notes were used to provide \$6,700,000 of financing for the replacement of police fleet vehicles in accordance with the Collective Bargaining Agreements between the Government of the of the Virgin Islands and the Virgin Islands Police

Benevolent Association and the Law Enforcement Supervisors Union. The financing was completed in the third quarter of Fiscal Year 2013, with an initial drawdown of \$2,660,000 for the first delivery of new vehicles. A second drawdown of \$2,770,000 was completed in the first quarter of Fiscal Year 2014. As of April 1, 2015 the principal balance was \$3,268,889.

- Proceeds of the Series 2013A Matching Fund Revenue Bonds Issuance were used to refund portions of the Authority's outstanding Series 2004A, 2009A-1 and 2009B Bonds, to pay the costs and expenses of issuing and delivering the Series 2013A Bonds and to fund the amount necessary to meet the Series 2013A Senior Lien Debt Service Reserve Requirement for the Series 2013A Bonds. The Bonds were issued in September 2013 at a value of \$36,000,000. As of April 1, 2015 the outstanding principal balance was \$36,000,000.
- Proceeds of the 2013B Matching Fund Revenue Bonds Issuance were used to refund portions of the Authority's outstanding series 2004A, Bonds, to pay the costs and expenses of issuing and delivering the Series 2013B Bonds and to fund the amount necessary to meet the Series 2013B Senior Lien Debt Service Reserve Requirement for the series 2013 B Bonds. The Bonds were issued in September 2013 at a value of \$51,365,000. As of April 1, 2015 the outstanding principal balance was \$51,365,000.
- Proceeds of the Series 2014A Gross Receipts Taxes Revenue Bonds were issued to finance operating expenses of the Government, to fund the amount necessary to meet the Debt Service Reserve Requirement for the Bonds, and to pay certain costs of issuing the Bonds. The Bonds were issued on September 5, 2014 in the principal amount of \$49,640,000. As of April 1, 2015 the outstanding principal balance was \$49,640,000.
- Proceeds of the Series 2014B Subordinate Lien Revenue Note (Gross Receipts Tax Loan Note- IRS Settlement Financing) were issued to finance the costs of an IRS settlement and to pay costs of issuing the note. The Bonds were issued on September 11, 2014 in the principal amount of \$14,000,000. As of April 1, 2015 the outstanding principal balance was \$12,833,333.
- Proceeds of the Series 2014C Gross Receipts Taxes Revenue Bonds were used to refund the Authority's outstanding Revenue Bonds (Virgin Islands Gross Receipts Taxes Loan Note), Series 2003A, to finance all or a portion of the costs of certain capital projects, including the Paul E. Joseph Stadium Project and certain projects at the Governor Juan F. Luis Hospital & Medical Center and Schneider Regional Medical Center, and pay the costs of issuance related to the Series 2014C Bonds. The Bonds were issued on November 14, 2014 in the principal amount of \$247,050,000. As of April 1, 2015 the outstanding principal balance was \$247,050,000.
- Proceeds of the Series 2014D Gross Receipts Taxes Revenue Bonds were used to finance certain costs associated with the Broadband Expansion Program, finance the amount necessary to meet the Debt Service Reserve Requirement upon the issuance of the Series 2014D Bonds, and pay the costs of issuance related to the Series 2014D Bonds. The Bonds were issued on December 3, 2014 in the principal amount of \$5,765,000. As of April 1, 2015 the outstanding principal balance was \$5,765,000.
- Proceeds from the Series 2014E Gross Receipt Taxes Loan Note (Subordinate Lien Revenue Bond Anticipation Note) were used to provide revenue anticipation financing to meet operating costs of the Government within a fiscal year and to pay certain costs of issuing the Series 2014E Note. The repayment of this bond series is funded by the General Fund from Gross Receipt Taxes. The Loan Agreement provides for the borrowing of an amount not to exceed \$40,000,000. The Loan Note was issued in December 2014 as a credit line with a maximum available balance of \$40,000,000. As of April 1, 2015 the outstanding principal balance was \$20,000,000.

GOVERNMENT OF THE UNITED STATES VIRGIN ISLANDS  
SCHEDULE OF PRINCIPAL AND INTEREST DUE ON LONG-TERM DEBT

**FISCAL YEAR 2016**

<u>ISSUE AND SOURCE OF PAYMENT</u>	<u>PRINCIPAL</u>	<u>INTEREST</u>	<u>TOTAL</u>
<b><u>INTERNAL REVENUE MATCHING FUND</u></b>			
2009 SERIES A-C BONDS	27,955,000.00	16,425,706.26	<b>44,380,706.26</b>
2010 SERIES A&B WORKING CAPITAL BONDS	2,270,000.00	19,716,225.00	<b>21,986,225.00</b>
2012 SERIES WORKING CAPITAL BONDS	825,000.00	6,995,250.00	<b>7,820,250.00</b>
2013 SERIES A&B	7,280,000.00	4,113,050.00	<b>11,393,050.00</b>
* 2009 SUBORDINATED SERIES A (CRUZAN PROJECT) BONDS	670,000.00	2,121,825.00	<b>2,791,825.00</b>
* 2009 SUBORDINATED SERIES A (DIAGEO PROJECT) BONDS	4,575,000.00	16,048,468.75	<b>20,623,468.75</b>
<b>TOTAL INTERNAL REVENUE MATCHING FUND</b>	<b>43,575,000.00</b>	<b>65,420,525.01</b>	<b>108,995,525.01</b>
<b><u>GENERAL FUND</u></b>			
SERIES 2003A GROSS RECEIPTS REVENUE AND REFUNDING BONDS	3,125,000.00	9,747,662.50	<b>12,872,662.50</b>
2009 ISLAND CROSSINGS TIF BOND ANTICIPATION NOTE	820,911.19	275,088.81	1,096,000.00
** 2011 PROPERTY TAX REVENUE ANTICIPATED REVENUE NOTE	1,106,019.56	365,400.51	<b>1,471,420.07</b>
SERIES 2012A GROSS RECEIPTS WORKING CAPITAL LOAN NOTE	10,815,000.00	7,590,381.25	<b>18,405,381.25</b>
SERIES 2012B GROSS RECEIPTS BONDS (BROADBAND)	1,585,000.00	1,470,656.25	<b>3,055,656.25</b>
SERIES 2012C GROSS RECEIPTS BONDS (CAPITAL PROJECTS)	1,720,000.00	1,540,150.00	<b>3,260,150.00</b>
*** SERIES 2013A SUBORDINATE LIEN REVENUE NOTES (POLICE FLEET)	1,514,444.44	68,144.06	<b>1,582,588.50</b>
SERIES 2014A REVENUE AND REFUNDING BONDS	10,815,000.00	7,590,381.25	<b>18,405,381.25</b>
SERIES 2014B SUBORDINATED LIEN REVENUE NOTE (IRS SETTLEMENT)	2,000,000.04	442,225.00	<b>2,442,225.04</b>
SERIES 2014C REVENUE AND REFUNDING BONDS	1,585,000.00	1,470,656.25	<b>3,055,656.25</b>
SERIES 2014D GROSS RECEIPTS BONDS (BROADBAND)	1,720,000.00	1,540,150.00	<b>3,260,150.00</b>
**** SERIES 2014E GROSS RECEIPTS BONDS (LINE OF CREDIT)		<b>1,650,000.00</b>	<b>1,650,000.00</b>
<b>TOTAL GENERAL FUND</b>	<b>36,806,375.23</b>	<b>33,750,895.88</b>	<b>70,557,271.11</b>
<b>GRAND TOTAL PRINCIPAL AND INTEREST</b>	<b>80,381,375.23</b>	<b>99,171,420.89</b>	<b>179,552,796.12</b>

\* Paid From Cover Over revenues and debited against payments due to Company

\*\* Payments estimated to equal FY2014 total payments

\*\*\* Estimated. Police Fleet variable rate interest cost = 90 day LIBOR + 3.75%

\*\*\*\* Estimate. Reflects interest only based upon nine months total balance utilized

## **FUND BALANCES**

**GOVERNMENT OF THE VIRGIN ISLANDS**  
**ADULT EDUCATION FUND 320000 / 6026**  
**March 31, 2015**

Beginning Balance from F/Y '12		\$	292,665.02
Revenues F/Y '13	\$ 24,121.00		
Obligations F/Y '13	<u>(59,049.04)</u>		
Net Activity F/Y '13			<u>(34,928.04)</u>
Ending Balance 9/30/13			<u>257,736.98</u>

Beginning Balance from F/Y '13			257,736.98
Revenues F/Y '14	11,410.00		
Obligations F/Y '14	<u>(25,621.01)</u>		
Net Activity F/Y '14			<u>(14,211.01)</u>
Ending Balance 9/30/14			<u>243,525.97</u>

Beginning Balance from F/Y '14			243,525.97
Revenues F/Y '15	19,620.00		
Obligations F/Y '15	<u>(95,471.42)</u>		
Net Activity F/Y '15			<u>(75,851.42)</u>
<b>Ending Balance 03/31/15</b>			<u><b>\$ 167,674.55</b></u>

Budgeted Balance - Unobligated			0.00
Encumbrances			-
<b>Available for Budget</b>			<u><b>\$ 167,674.55</b></u>

**Note:**

This unaudited balance includes appropriations and encumbrances available but not yet expended

*AS* DOF - General Ledger  
BC 04/01/15



**GOVERNMENT OF THE VIRGIN ISLANDS**  
**AGRICULTURE REVOLVING FUND - 6024**  
**March 31, 2015**

Beginning Balance from F/Y '12		\$ 171,391.25
Revenues F/Y '13	\$356,972.89	
Obligations F/Y '13	(367,066.93)	
Net Activity F/Y '13		(10,094.04)
Ending Balance 9/30/13		161,297.21


Beginning Balance from F/Y '13		161,297.21
Revenues F/Y '14	249,014.06	
Obligations F/Y '14	(318,654.47)	
Net Activity F/Y '14		(69,640.41)
Ending Balance 9/30/14		91,656.80

Beginning Balance from F/Y '14		91,656.80
Revenues F/Y '15	120,382.45	
Obligations F/Y '15	(82,863.05)	
Net Activity F/Y '15		37,519.40
<b>Ending Balance 03/31/2015</b>		<b>\$ 129,176.20</b>

Budgeted Balance-Unobligated Budget		(29,273.93)
Encumbrances		(6,276.09)
<b>Available for Budget</b>		<b>\$ 93,626.18</b>

**Note:**

This unaudited balance includes appropriations and encumbrances available but not yet expended

 **DOF - General Ledger**  
**BC- 4/7/15**

**GOVERNMENT OF THE VIRGIN ISLANDS**  
**AIR POLLUTION CONTROL AGENCY FUND 505 / 2072 - 2073**  
**March 31, 2015**

Beginning Balance from F/Y '12		\$	2,523,348.45
Revenues F/Y '13	\$	488,405.00	
Obligations F/Y '13		<u>(966,685.86)</u>	
Net Activity F/Y '13			<u>(478,280.86)</u>
Ending Balance 9/30/13			<u>2,045,067.59</u>
Beginning Balance from F/Y '13			2,045,067.59
Revenues F/Y '14		225,180.65	
Obligations F/Y '14		<u>(1,030,859.96)</u>	
Net Activity F/Y '14			<u>(805,679.31)</u>
Ending Balance 9/30/14			<u>1,239,388.28</u>
Beginning Balance from F/Y '14			1,239,388.28
Revenues F/Y '15		71,050.00	
Obligations F/Y '15		<u>(206,635.84)</u>	
Net Activity F/Y '15			<u>(135,585.84)</u>
Ending Balance 03/31/15			<u><u>\$ 1,103,802.44</u></u>
Budgeted Balance - Unobligated			(634,103.03)
Encumbrances			<u>(7,502.11)</u>
Available for Budget			<u><u>\$ 462,197.30</u></u>

**Note:**

This unaudited balance includes appropriations and encumbrances available but not yet expended

DOF - General Ledger


ES - 04/01/15

**GOVERNMENT OF THE VIRGIN ISLANDS**  
**ANTI-LITTER & BEAUTIFICATION FUND - 468 - 2042 - 2043**  
**March 31, 2015**

Beginning Balance from F/Y '12		\$ 7,563,583.38
Revenues F/Y '13	\$ 4,059,660.49	
Obligations F/Y '13	<u>(5,236,561.77)</u>	
Net Activity F/Y '13		<u>(1,176,901.28)</u>
<b>Ending Balance 9/30/13</b>		<b><u>6,386,682.10</u></b>
Beginning Balance from F/Y '13		6,386,682.10
Revenues F/Y '14	5,154,027.82	
Obligations F/Y '14	<u>(4,385,518.00)</u>	
Net Activity F/Y '14		<u>768,509.82</u>
<b>Ending Balance 9/30/14</b>		<b><u>7,155,191.92</u></b>
Beginning Balance from F/Y '14		7,155,191.92
Revenues F/Y'15	2,369,094.32	
Obligation F/Y'15	<u>(1,540,170.50)</u>	
Net Activity F/Y'15		<u>828,923.82</u>
<b>Ending Balance as of 3/31/15</b>		<b><u>\$ 7,984,115.74</u></b>
Budgeted Balance- Unobligated Budget		<b>(3,656,799.50)</b>
Encumbrances		<b><u>(10,080.00)</u></b>
Available for Budget		<b><u>\$ 4,317,236.24</u></b>

**NOTE:**

This unaudited balance includes appropriations and encumbrances available but not yet expended.

 DOF - General Ledger  
 THG- 4/7/15

**GOVERNMENT OF THE VIRGIN ISLANDS**  
**ATHLETIC FUND - 518000 / 2184**  
**MARCH 31, 2015**

Beginning Balance from F/Y '12		\$ 121,065.40
Revenues F/Y '13	\$ 56,766.87	
Obligations F/Y '13	<u>(110,695.80)</u>	
Net Activity F/Y '13		<u>(53,928.93)</u>
Ending Balance 9/30/13		<u>67,136.47</u>
Beginning Balance from F/Y '13		67,136.47
Revenues F/Y '14	53,194.06	
Obligations F/Y '14	<u>-</u>	
Net Activity F/Y '14		<u>53,194.06</u>
Ending Balance 9/30/14		<u>120,330.53</u>
Beginning Balance from F/Y '14		120,330.53
Revenues F/Y '15	15,225.76	
Obligations F/Y '15	<u>(35,000.00)</u>	
Net Activity F/Y '15		<u>(19,774.24)</u>
Ending Balance as of 3/31/15		<u>100,556.29</u>
Budgeted Balance- Unobligated Budget		(6,000.00)
Encumbrances		-
Available for Budget		<u>\$ 94,556.29</u>

Note:

This unaudited balance includes appropriations and encumbrances available but not yet expended.

DOF - General Ledger  
 THG - 4/7/15

**GOVERNMENT OF THE VIRGIN ISLANDS**  
**BOND PROCEEDS FUND 252 / 3008 - 3009**  
**March 31, 2015**

Beginning Balance from F/Y '12		\$ (31,071,819.03)
Revenues F/Y '13	\$0.00	
Obligations F/Y '13	<u>0.00</u>	
Net Activity F/Y '13		<u>0.00</u>
Ending Balance 9/30/13		<u>(31,071,819.03)</u>
Beginning Balance from F/Y '13		(31,071,819.03)
Revenues F/Y '14	52,000,000.00	
Obligations F/Y '14	<u>(50,377,429.04)</u>	
Net Activity F/Y '14		<u>1,622,570.96</u>
Ending Balance 9/30/14		<u>(29,449,248.07)</u>
Beginning Balance from F/Y '14		(29,449,248.07)
Revenues F/Y '15	0.00	
Obligations F/Y '15	<u>0.00</u>	
Net Activity F/Y '15		<u>0.00</u>
Ending Balance 03/31/15		<u><u>\$ (29,449,248.07)</u></u>
Budgeted Balance - Unobligated		0.00
Encumbrances		<u>0.00</u>
Available for Budget		<u><u>\$ (29,449,248.07)</u></u>

**Note:**

This unaudited balance includes appropriations and encumbrances available but not yet expended

DQF - General Ledger


ES - 04/01/15

**GOVERNMENT OF THE VIRGIN ISLANDS  
BUREAU OF MOTOR VEHICLES FUND- 2094  
March 31, 2015**

Beginning Balance from F/Y '12		\$ (4,288,710.58)
Revenues F/Y '13	\$0.00	
Obligations F/Y '13	(719,538.11)	
Net Activity F/Y '13		(719,538.11)
Ending Balance 9/30/13		(5,008,248.69)
Beginning Balance from F/Y '13		(5,008,248.69)
Revenues F/Y '14	6,000,000.00	
Obligations F/Y '14	(886,628.28)	
Net Activity F/Y '14		5,113,371.72
Ending Balance 9/30/14		105,123.03
Beginning Balance from F/Y '14		105,123.03
Revenues F/Y '15	1,000,000.00	
Obligations F/Y '15	(218,789.06)	
Net Activity F/Y '15		781,210.94
<b>Ending Balance 03/31/2015</b>		<b>\$ 886,333.97</b>
Budgeted Balance-Unobligated Budget		(745,889.60)
Encumbrances		(32,381.98)
<b>Available for Budget</b>		<b>\$ 108,062.39</b>

**Note:**

This unaudited balance includes appropriations and encumbrances available but not yet expended

 **DOF - General Ledger  
BC- 4/7/15**

**GOVERNMENT OF THE VIRGIN ISLANDS**  
**BUSINESS & COMMERCIAL PROPERTIES REV FD - 321000/6028**  
**March 31, 2015**

Beginning Balance from F/Y '12		\$ 161,606.31
Revenues F/Y ' 13	2,907,529.55	
Obligations F/Y ' 13	<u>(2,030,724.58)</u>	
Net Activity F/Y ' 13		<u>876,804.97</u>
Ending Balance 9/30/13		<u>1,038,411.28</u>
Beginning Balance from F/Y '13		1,038,411.28
Revenues F/Y ' 14	2,296,797.84	
Obligations F/Y ' 14	<u>(1,954,421.62)</u>	
Net Activity F/Y ' 14		<u>342,376.22</u>
Ending Balance 9/30/14		<u>1,380,787.50</u>
Beginning Balance from F/Y '14		1,380,787.50
Revenues F/Y ' 15	955,258.58	
Obligations F/Y ' 15	<u>(536,415.42)</u>	
Net Activity F/Y ' 15		<u>418,843.16</u>
<b>Ending Balance as of 3/31/15</b>		<b><u>\$ 1,799,630.66</u></b>
Budgeted Balance- Unobligated Budget		-
Encumbrances		<u>(424,890.87)</u>
Available for Budget		<b><u>\$ 1,374,739.79</u></b>

Note: This unaudited balance includes appropriations and encumbrances available but not yet expended.

DOF - General Ledger  
 THG - 4/7/15

**GOVERNMENT OF THE VIRGIN ISLANDS**  
**CARIBBEAN BASIN INITIATIVE FUND- 3014/3015**  
**March 31, 2015**

Beginning Balance from F/Y '12		\$	2,011,270.13
Revenues F/Y '13	\$ 8,109,334.58		
Obligations F/Y '13	<u>(8,900,000.00)</u>		
Net Activity F/Y '13			<u>(790,665.42)</u>
Ending Balance 9/30/13			<u>1,220,604.71</u>


Beginning Balance from F/Y '13			1,220,604.71
Revenues F/Y '14	8,279,155.48		
Obligations F/Y '14	<u>(8,900,000.00)</u>		
Net Activity F/Y '14			<u>(620,844.52)</u>
Ending Balance 9/30/14			<u>599,760.19</u>

Beginning Balance from F/Y '14			599,760.19
Revenues F/Y '15	3,730,516.51		
Obligations F/Y '15	<u>-</u>		
Net Activity F/Y '15			<u>3,730,516.51</u>
Ending Balance 3/31/15			<u><u>\$ 4,330,276.70</u></u>

Budgeted Balance - Unobligated			0.00
Encumbrances			-
Available for Budget			<u><u>\$ 4,330,276.70</u></u>

**Note:**

This unaudited balance includes appropriations and encumbrances available but not yet expended

 DOF - General Ledger  
BC - 4/1/15



**GOVERNMENT OF THE VIRGIN ISLANDS**  
**CASINO CONTROL REV FUND - 529000/2092**  
**March 31, 2015**

Beginning Balance from F/Y '12		\$ 1,403,979.50
Revenues F/Y '13	\$ 1,821,711.60	
Obligations F/Y '13	<u>(2,151,564.70)</u>	
Net Activity F/Y '13		<u>(329,853.10)</u>
Ending Balance 9/30/13		<u>1,074,126.40</u>
Beginning Balance from F/Y '13		1,074,126.40
Revenues F/Y '14	1,465,955.07	
Obligations F/Y '14	<u>(1,518,484.37)</u>	
Net Activity F/Y '14		<u>(52,529.30)</u>
Ending Balance 9/30/14		<u>1,021,597.10</u>
Beginning Balance from F/Y '14		1,021,597.10
Revenues F/Y '15	789,753.63	
Obligations F/Y '15	<u>(1,339,856.46)</u>	
Net Activity F/Y '15		<u>(550,102.83)</u>
Ending Balance 03/31/15		<u><u>\$ 471,494.27</u></u>
Budget Balance - Unobligated		0.00
Encumbrances		0.00
Available for Budget		<u><u>\$ 471,494.27</u></u>

**Note:**

This unaudited balance includes appropriations and encumbrances available but not yet expended

DOF - General Ledger  
ES - 04/01/2015

**GOVERNMENT OF THE VIRGIN ISLANDS  
CENTRAL MOTOR POOL FUND - 356000/6052  
March 31, 2015**

Beginning Balance from F/Y '12		\$ 98,011.00
Revenues F/Y ' 13	\$ 677,778.02	
Obligations F/Y ' 13	<u>(702,417.10)</u>	
Net Activity F/Y ' 13		(24,639.08)
Ending Balance 9/30/13		<u>73,371.92</u>
Beginning Balance from F/Y '13		73,371.92
Revenues F/Y ' 14	924,729.02	
Obligations F/Y ' 14	<u>(626,673.65)</u>	
Net Activity F/Y ' 14		298,055.37
Ending Balance 9/30/14		<u>371,427.29</u>
Beginning Balance from F/Y '14		371,427.29
Revenues F/Y ' 15	450,562.57	
Obligations F/Y ' 15	<u>(470,426.51)</u>	
Net Activity F/Y ' 15		(19,863.94)
<b>Ending Balance as of 3/31/15</b>		<b><u>\$ 351,563.35</u></b>
<b>Budgeted Balance- Unobligated Budget</b>		<b>(85,330.44)</b>
<b>Encumbrances</b>		<b>(108,587.05)</b>
<b>Available for Balance</b>		<b><u>\$ 157,645.86</u></b>

Note: This unaudited balance includes appropriations and encumbrances available but not yet expended.

DOF - General Ledger  
THG - 4/7/15

**GOVERNMENT OF THE VIRGIN ISLANDS**  
**CENTRAL WAREHOUSE REV. FD - 351000/6046**  
**March 31, 2015**

Beginning Balance from F/Y '12		\$ (955,382.97)
Revenues F/Y ' 13	\$ 679,457.02	
Obligations F/Y ' 13	<u>(1,569,419.84)</u>	
Net Activity F/Y ' 13		<u>(889,962.82)</u>
Ending Balance 9/30/13		<u>(1,845,345.79)</u>
Beginning Balance from F/Y '13		(1,845,345.79)
Revenues F/Y ' 14	466,687.76	
Obligations F/Y ' 14	<u>(593,259.08)</u>	
Net Activity F/Y ' 14		<u>(126,571.32)</u>
Ending Balance 9/30/14		<u>(1,971,917.11)</u>
Beginning Balance from F/Y '14		(1,971,917.11)
Revenues F/Y ' 15	52,015.32	
Obligations F/Y ' 15	<u>(254,203.83)</u>	
Net Activity F/Y ' 15		<u>(202,188.51)</u>
<b>Pre-ending Balance 3/31/15</b>		<b><u><u>\$ (2,174,105.62)</u></u></b>
Cumulative Adj. fo PY Revenues as of 2/24/15 *		4,653,874.42
Incremental Revenues per B/S as of 3/31/15		<u>4,814.84</u>
<b>Total Inventory of Store /Resa</b>		<b><u>4,658,689.26</u></b>
<b>Ending Balance 3/31/15</b>		<b><u><u>\$ 2,484,583.64</u></u></b>
<b>Budgeted Balance- Unobligated Budget</b>		<b>(129,539.95)</b>
<b>Encumbrances</b>		<b><u>(266,464.06)</u></b>
<b>Available for Budget</b>		<b><u><u>\$ 2,088,579.63</u></u></b>

Note: This unaudited balance includes appropriations and encumbrances available but not yet expended.

*YJ* DOF - General Ledger  
 THG - 4/7/15

**FOOTNOTE: Additional Revenues were transferred to B/S account 6046/171000**

**\* Starting Point - (As of 2/24/15) Initial research of Inventory of Stores/Resa Account**

**GOVERNMENT OF THE VIRGIN ISLANDS**  
**COMMISSION OF INSURANCE ADMINISTRATION 584 2110 / 2111**  
**March 31, 2015**

Beginning Balance from F/Y '12		\$	3,379,856.59
Revenues F/Y '13	\$	3,000,000.00	
Obligations F/Y '13		(2,308,073.94)	
Net Activity F/Y '13			<u>691,926.06</u>
Ending Balance 9/30/13			<u>4,071,782.65</u>
Beginning Balance from F/Y '13			4,071,782.65
Revenues F/Y '14		3,000,000.00	
Obligations F/Y '14		(2,239,421.67)	
Net Activity F/Y '14			<u>760,578.33</u>
Ending Balance 9/30/14			<u>4,832,360.98</u>
Beginning Balance from F/Y '14			4,832,360.98
Revenues F/Y '15		0.00	
Obligations F/Y '15		(869,639.12)	
Net Activity F/Y '15			<u>(869,639.12)</u>
Ending Balance 03/31/15			<u><u>\$ 3,962,721.86</u></u>
Budgeted Balance - Unobligated			(3,766,414.11)
Encumbrances			<u>(81,830.77)</u>
Available for Budget			<u><u>\$ 114,476.98</u></u>

**Note:**

This unaudited balance includes appropriations and encumbrances available but not yet expended

DOF - General Ledger

ES - 04/01/15

**GOVERNMENT OF THE VIRGIN ISLANDS  
CONSUMER PROTECTION FUND- 37000/6062  
March 31, 2015**

Beginning Balance from F/Y '12		\$ 568,398.07
Revenues F/Y '13	\$290,118.44	
Obligations F/Y '13	(179,084.57)	
Net Activity F/Y '13		111,033.87
Ending Balance 9/30/13		679,431.94

Beginning Balance from F/Y '13		679,431.94
Revenues F/Y '14	275,776.54	
Obligations F/Y '14	(175,259.61)	
Net Activity F/Y '14		100,516.93
Ending Balance 9/30/14		779,948.87

Beginning Balance from F/Y '14		779,948.87
Revenues F/Y '15	126,525.77	
Obligations F/Y '15	(145,764.44)	
Net Activity F/Y '15		(19,238.67)
<b>Ending Balance 03/31/2015</b>		<b>\$ 760,710.20</b>

Budgeted Balance-Unobligated Budget		(245,383.07)
Encumbrances		(21,227.40)
<b>Available for Budget</b>		<b>\$ 494,099.73</b>

**Note:**

This unaudited balance includes appropriations and encumbrances available but not yet expended

*DOF - General Ledger*  
BC- 4/7/15

**GOVERNMENT OF THE VIRGIN ISLANDS**  
**CORPORATE DIVISION REVOLVING FD 508100 / 2076**  
**March 31, 2015**

Beginning Balance from F/Y '12		\$	488,500.91
Revenues F/Y '13	\$	283,245.00	
Obligations F/Y '13		(123,169.82)	
Net Activity F/Y '13			<u>160,075.18</u>
Ending Balance 9/30/13			<u>648,576.09</u>

Beginning Balance from F/Y '13			648,576.09
Revenues F/Y '14		291,955.00	
Obligations F/Y '14		(202,635.11)	
Net Activity F/Y '14			<u>89,319.89</u>
Ending Balance 9/30/14			<u>737,895.98</u>

Beginning Balance from F/Y '14			737,895.98
Revenues F/Y '15		0.00	
Obligations F/Y '15		(147,975.26)	
Net Activity F/Y '15			<u>(147,975.26)</u>
Ending Balance 03/31/15			<u><u>\$ 589,920.72</u></u>

Budgeted Balance - Unobligated			(108,928.16)
Encumbrances			<u>(20,482.23)</u>
Available for Budget			<u><u>\$ 460,510.33</u></u>

**Note:**

This unaudited balance includes appropriations and encumbrances available but not yet expended

DOF - General Ledger  
ES - 04/01/15

**GOVERNMENT OF THE VIRGIN ISLANDS**  
**CRIME PREVENTION PROSECUTION FUND - 575000/2172/2173**  
**March 31, 2015**

Beginning Balance from F/Y '12		\$ 1,250,946.51
Revenues F/Y '13	\$ 108,306.76	
Obligations F/Y '13	<u>0.00</u>	
Net Activity F/Y '13		<u>108,306.76</u>
Ending Balance 9/30/13		<u>1,359,253.27</u>
Beginning Balance from F/Y '13		1,359,253.27
Revenues F/Y '14	91,845.00	
Obligations F/Y '14	<u>(42,493.00)</u>	
Net Activity F/Y '14		<u>49,352.00</u>
Ending Balance 9/30/14		<u>1,408,605.27</u>
Beginning Balance from F/Y '14		1,408,605.27
Revenues F/Y '15	28,714.00	
Obligations F/Y '15	<u>(152,504.47)</u>	
Net Activity F/Y '15		<u>(123,790.47)</u>
<b>Ending Balance as of 3/31/15</b>		<b><u>\$ 1,284,814.80</u></b>
Budgeted Balance- Unobligated Budget		(415,003.33)
Encumbrances		<u>(4,999.20)</u>
Available for Budget		<b><u>\$ 864,812.27</u></b>

**Note:**

This unaudited balance includes appropriations and encumbrances available but not yet expended.

DOF - General Ledger  
 THG - 4/7/15

**GOVERNMENT OF THE VIRGIN ISLANDS  
CRISIS INTERVENTION FUND- 2116 - 2117  
March 31, 2015**

Beginning Balance from F/Y '12		\$ 1,497,972.49
Revenues F/Y '13	\$1,000,000.00	
Obligations F/Y '13	<u>(827,562.90)</u>	
Net Activity F/Y '13		<u>172,437.10</u>
Ending Balance 9/30/13		<u>1,670,409.59</u>


Beginning Balance from F/Y '13		1,670,409.59
Revenues F/Y '14	1,000,000.00	
Obligations F/Y '14	<u>(690,695.40)</u>	
Net Activity F/Y '14		<u>309,304.60</u>
Ending Balance 9/30/14		<u>1,979,714.19</u>

Beginning Balance from F/Y '14		1,979,714.19
Revenues F/Y '15	500,000.00	
Obligations F/Y '15	<u>(440,833.31)</u>	
Net Activity F/Y '15		<u>59,166.69</u>
<b>Ending Balance 03/31/2015</b>		<b><u>\$ 2,038,880.88</u></b>

Budgeted Balance-Unobligated Budget		(665,069.38)
Encumbrances		<u>(50,000.00)</u>
<b>Available for Budget</b>		<b><u>\$ 1,323,811.50</u></b>

**Note:**

This unaudited balance includes appropriations and encumbrances available but not yet expended

 **DOF - General Ledger  
BC- 4/7/15**



**GOVERNMENT OF THE VIRGIN ISLANDS**  
**DATA PROCESSING REVOLVING FUND 355 / 6050**  
**March 31, 2015**

Beginning Balance from F/Y '12		\$	36,558.38
Revenues F/Y '13	\$	106,934.63	
Obligations F/Y '13		<u>0.00</u>	
Net Activity F/Y '13			<u>106,934.63</u>
Ending Balance 9/30/13			<u>143,493.01</u>
Beginning Balance from F/Y '13			143,493.01
Revenues F/Y '14		96,208.00	
Obligations F/Y '14		<u>(57,482.53)</u>	
Net Activity F/Y '14			<u>38,725.47</u>
Ending Balance 9/30/14			<u>182,218.48</u>
Beginning Balance from F/Y '14			182,218.48
Revenues F/Y '15		47,288.10	
Obligations F/Y '15		<u>(8,879.79)</u>	
Net Activity F/Y '15			<u>38,408.31</u>
Ending Balance 03/31/15		\$	<u><u>220,626.79</u></u>
Budgeted Balance - Unobligated			0.00
Encumbrances			<u>(24,606.32)</u>
Available for Budget		\$	<u><u>196,020.47</u></u>

**Note:**

This unaudited balance includes appropriations and encumbrances available but not yet expended

DOF - General Ledger

ES - 04/01/15

**GOVERNMENT OF THE VIRGIN ISLANDS**  
**VI EDUCATION INITIATIVE FUND- 2188, 2185**  
**March 31, 2015**

Beginning Balance from F/Y '12		\$ 5,463,530.69
Revenues F/Y '13	\$3,958,240.71	
Obligations F/Y '13	<u>(3,292,364.48)</u>	
Net Activity F/Y '13		665,876.23
Ending Balance 9/30/13		<u>6,129,406.92</u>

Beginning Balance from F/Y '13		6,129,406.92
Revenues F/Y '14	3,772,753.52	
Obligations F/Y '14	<u>(3,172,696.65)</u>	
Net Activity F/Y '14		600,056.87
Close Year Adj.		55,102.14
Ending Balance 9/30/14		<u>6,784,565.93</u>

Beginning Balance from F/Y '14		6,784,565.93
Revenues F/Y '15	1,211,944.07	
Obligations F/Y '15	<u>(1,773,905.48)</u>	
Net Activity F/Y '15		(561,961.41)
<b>Ending Balance 03/31/15</b>		<b><u>\$ 6,222,604.52</u></b>

Budgeted Balance-Unobligated Budget		(1,367,959.59)
Encumbrances		<u>(30,714.05)</u>
<b>Available for Budget</b>		<b><u>\$ 4,823,930.88</u></b>

**Note:**

This unaudited balance includes appropriations and encumbrances available but not yet expended


*PC* **DOF - General Ledger**  
**BC- 4/7/15**

**GOVERNMENT OF THE VIRGIN ISLANDS  
EMERGENCY SERVICES SPECIAL FUND-2152  
March 31, 2015**

Beginning Balance from F/Y '12		\$ 1,608,790.60
Revenues F/Y '13	\$1,367,906.72	
Obligations F/Y '13	(1,184,657.24)	
Net Activity F/Y '13		183,249.48
Ending Balance 9/30/13		1,792,040.08
Beginning Balance from F/Y '13		1,792,040.08
Revenues F/Y '14	1,470,574.03	
Obligations F/Y '14	(1,445,404.63)	
Net Activity F/Y '14		25,169.40
Ending Balance 9/30/14		1,817,209.48
Beginning Balance from F/Y '14		1,817,209.48
Revenues F/Y '15	566,721.02	
Obligations F/Y '15	(619,020.21)	
Net Activity F/Y '15		(52,299.19)
<b>Ending Balance 3/31/2015</b>		<b>\$ 1,764,910.29</b>
Budgeted Balance-Unobligated Budget		(1,120,687.55)
Encumbrances		(146,109.56)
<b>Available for Budget</b>		<b>\$ 498,113.18</b>

**Note:**

This unaudited balance includes appropriations and encumbrances available but not yet expended

 **DOF - General Ledger  
BC- 4/1/15**

**GOVERNMENT OF THE VIRGIN ISLANDS**  
**FINANCIAL SERVICES FUND 564 / 2102 - 2103**  
**March 31, 2015**

Beginning Balance from F/Y '12		\$	4,252,795.43
Revenues F/Y '13	\$	3,257,992.08	
Obligations F/Y '13		<u>(2,957,132.43)</u>	
Net Activity F/Y '13			<u>300,859.65</u>
Ending Balance 9/30/13			<u>4,553,655.08</u>
Beginning Balance from F/Y '13			4,553,655.08
Revenues F/Y '14		3,548,711.88	
Obligations F/Y '14		<u>(3,367,796.37)</u>	
Net Activity F/Y '14			<u>180,915.51</u>
Ending Balance 9/30/14			<u>4,734,570.59</u>
Beginning Balance from F/Y '14			4,734,570.59
Revenues F/Y '15		3,007,200.00	
Obligations F/Y '15		<u>(1,329,346.54)</u>	
Net Activity F/Y '15			<u>1,677,853.46</u>
Ending Balance 03/31/15			<u><u>\$ 6,412,424.05</u></u>
Budgeted Balance - Unobligated			(1,080,262.24)
Encumbrances			<u>(1,981,736.93)</u>
Available for Budget			<u><u>\$ 3,350,424.88</u></u>

**Note:**


This unaudited balance includes appropriations and encumbrances available but not yet expended

DOF - General Ledger  
ES - 04/07/15

**GOVERNMENT OF THE VIRGIN ISLANDS  
FIRE SERVICE EMERGENCY FUND - 404/2158  
March 31, 2015**

Beginning Balance from F/Y '12		\$ 387,983.80
Revenues F/Y '13	\$ 422,917.73	
Obligations F/Y '13	<u>(415,783.28)</u>	
Net Activity F/Y '13		<u>7,134.45</u>
<b>Ending Balance 9/30/13</b>		<b><u>395,118.25</u></b>
Beginning Balance from F/Y '13		\$ 395,118.25
Revenues F/Y '14	445,812.49	
Obligations F/Y '14	<u>(203,629.51)</u>	
Net Activity F/Y '14		<u>242,182.98</u>
<b>Ending Balance 9/30/14</b>		<b><u>637,301.23</u></b>
Beginning Balance from F/Y '14		\$ 637,301.23
Revenues F/Y '15	206,371.33	
Obligations F/Y '15	<u>(235,804.82)</u>	
Net Activity F/Y '15		<u>(29,433.49)</u>
<b>Ending Balance as of 3/31/15</b>		<b><u>\$ 607,867.74</u></b>
<b>Budgeted Balance- Unobligated Budget</b>		<b>(65,177.50)</b>
<b>Encumbrance</b>		<b><u>(37,359.45)</u></b>
<b>Available for Budget</b>		<b><u>\$ 505,330.79</u></b>

Note: This unaudited balance includes appropriations and encumbrances available but not yet expended.

 **DOF - General Ledger**  
**THG - 4/7/15**

**GOVERNMENT OF THE VIRGIN ISLANDS**  
**FISHERY & WILDLIFE PROJECTS FUND - 439000 / 2018**  
**March 31, 2015**

Beginning Balance from F/Y '12		\$ 243,310.87
Revenues F/Y '13	\$ 25,411.54	
Obligations F/Y '13	<u>(1,579.16)</u>	
Net Activity F/Y '13		<u>23,832.38</u>
Ending Balance 9/30/13		<u>267,143.25</u>
Beginning Balance from F/Y '13		267,143.25
Revenues F/Y '14	284,623.64	
Obligations F/Y '14	<u>(525,202.34)</u>	
Net Activity F/Y '14		<u>(240,578.70)</u>
Ending Balance 9/30/14		<u>26,564.55</u>
Beginning Balance from F/Y '14		26,564.55
Revenues F/Y '15	84,850.02	
Obligations F/Y '15	<u>(59,892.50)</u>	
Net Activity F/Y '15		<u>24,957.52</u>
Ending Balance 03/31/15		<u><u>\$ 51,522.07</u></u>
Budgeted Balance - Unobligated		(3,033.19)
Encumbrances		<u>(2,740.00)</u>
Available for Budget		<u><u>\$ 45,748.88</u></u>

**Note:**

This unaudited balance includes appropriations and encumbrances available but not yet expended

DOF - General Ledger  
ES - 04/07/15

**GOVERNMENT OF THE VIRGIN ISLANDS**  
**GOVERNMENT INSURANCE FUND 301 / 6000 - 6001**  
**March 31, 2015**

Beginning Balance from F/Y '12		\$	(17,109,451.21)
Revenues F/Y '13	\$ 6,924,641.71		
Obligations F/Y '13	<u>(14,187,685.40)</u>		
Net Activity F/Y '13			<u>(7,263,043.69)</u>
Ending Balance 9/30/13			<u>(24,372,494.90)</u>
Beginning Balance from F/Y '13			(24,372,494.90)
Revenues F/Y '14	6,194,258.97		
Obligations F/Y '14	<u>(6,365,721.39)</u>		
Net Activity F/Y '14			<u>(171,462.42)</u>
Ending Balance 9/30/14			<u>(24,543,957.32)</u>
Beginning Balance from F/Y '14			(24,543,957.32)
Revenues F/Y '15	3,929,600.32		
Obligations F/Y '15	<u>(945,746.02)</u>		
Net Activity F/Y '15			<u>2,983,854.30</u>
<b>Ending Balance 03/31/15</b>		<b>\$</b>	<b><u>(21,560,103.02)</u></b>
Budgeted Balance - Unobligated			(183,350.00)
Encumbrances			<u>(37,039.88)</u>
<b>Available for Budget</b>		<b>\$</b>	<b><u>(21,780,492.90)</u></b>

**Note:**

This unaudited balance includes appropriations and encumbrances available but not yet expended

DOF - General Ledger  
ES - 04/01/15

**GOVERNMENT OF THE VIRGIN ISLANDS**  
**HEALTH REVOLVING FUND- 6018**  
**March 31, 2015**

Beginning Balance from F/Y '12		\$ (90,918,632.08)
Revenues F/Y '13	\$ -	
Obligations F/Y '13	<u>(7,432.88)</u>	
Net Activity F/Y '13		<u>(7,432.88)</u>
Ending Balance 9/30/13		<u>(90,926,064.96)</u>


Beginning Balance from F/Y '13		(90,926,064.96)
Revenues F/Y '14	0.00	
Obligations F/Y '14	<u>(5,381.14)</u>	
Net Activity F/Y '14		<u>(5,381.14)</u>
Ending Balance 9/30/14		<u>(90,931,446.10)</u>

Beginning Balance from F/Y '14		(90,931,446.10)
Revenues F/Y '15	0.00	
Obligations F/Y '15	<u>(1,195.41)</u>	
Net Activity F/Y '15		<u>(1,195.41)</u>
<b>Ending Balance 3/31/15</b>		<b><u>\$ (90,932,641.51)</u></b>

Budgeted Balance - Unobligated		0.00
Encumbrances		<u>(10,555.04)</u>
<b>Available for Budget</b>		<b><u>\$ (90,943,196.55)</u></b>

**Note:**

This unaudited balance includes appropriations and encumbrances available but not yet expended

 DOF - General Ledger  
BC - 4/1/15



**GOVERNMENT OF THE VIRGIN ISLANDS**  
**HEALTH REVOLVING FUND- 6078/6079**  
**March 31, 2015**

Beginning Balance from F/Y '12		\$	5,665,639.44
Revenues F/Y '13	\$	2,165,285.96	
Obligations F/Y '13		<u>(3,990,520.07)</u>	
Net Activity F/Y '13			<u>(1,825,234.11)</u>
Ending Balance 9/30/13			<u>3,840,405.33</u>
Beginning Balance from F/Y '13			3,840,405.33
Revenues F/Y '14		2,111,360.47	
Obligations F/Y '14		<u>(1,573,085.82)</u>	
Net Activity F/Y '14			<u>538,274.65</u>
Ending Balance 9/30/14			<u>4,378,679.98</u>
Beginning Balance from F/Y '14			4,378,679.98
Revenues F/Y '15		902,630.01	
Obligations F/Y '15		<u>(1,283,081.28)</u>	
Net Activity F/Y '15			<u>(380,451.27)</u>
Ending Balance 3/31/15			<u><u>\$ 3,998,228.71</u></u>
Budgeted Balance - Unobligated			(1,743,559.60)
Encumbrances			<u>(421,399.12)</u>
Available for Budget			<u><u>\$ 1,833,269.99</u></u>

**Note:**

This unaudited balance includes appropriations and encumbrances available but not yet expended


DOF - General Ledger  
BC - 4/1/15

**GOVERNMENT OF THE VIRGIN ISLANDS**  
**HOME FOR THE AGED REVOLVING FUND- 6064/6065**  
**March 31, 2015**

Beginning Balance from F/Y '12		\$ 392,692.52
Revenues F/Y '13	\$594,385.25	
Obligations F/Y '13	(535,445.39)	
Net Activity F/Y '13		58,939.86
Ending Balance 9/30/13		451,632.38
Beginning Balance from F/Y '13		451,632.38
Revenues F/Y '14	594,058.00	
Obligations F/Y '14	(585,073.70)	
Net Activity F/Y '14		8,984.30
Ending Balance 9/30/14		460,616.68
Beginning Balance from F/Y '14		460,616.68
Revenues F/Y '15	178,222.73	
Obligations F/Y '15	(31,910.01)	
Net Activity F/Y '15		146,312.72
<b>Ending Balance 03/31/2015</b>		<b>\$ 606,929.40</b>
Budgeted Balance-Unobligated Budget		(6,948.80)
Encumbrances		(30,585.86)
<b>Available for Budget</b>		<b>\$ 569,394.74</b>

**Note:**

This unaudited balance includes appropriations and encumbrances available but not yet expended

 **DOF - General Ledger**  
**BC- 4/7/15**

**GOVERNMENT OF THE VIRGIN ISLANDS**  
**INDIRECT COST FUND NEW- 2096/2097/2098**  
**March 31, 2015**

Beginning Balance from F/Y '12		\$ (5,715,337.74)
Revenues F/Y '13	\$5,196,002.67	
Obligations F/Y '13	(6,856,148.90)	
Net Activity F/Y '13	<u>(1,660,146.23)</u>	
Ending Balance 9/30/13		<u>(7,375,483.97)</u>

Beginning Balance from F/Y '13		(7,375,483.97)
Revenues F/Y '14	6,029,936.05	
Obligations F/Y '14	(7,311,047.10)	
Closed Year Adjustment		-59412.91
Net Activity F/Y '14		<u>(1,281,111.05)</u>
Ending Balance 9/30/14		<u>(8,597,182.11)</u>

Beginning Balance from F/Y '14		(8,597,182.11)
Revenues F/Y '15	1,583,112.37	
Obligations F/Y '15	(2,253,419.49)	
Net Activity F/Y '15		<u>(670,307.12)</u>
<b>Ending Balance 03/31/2015</b>		<b><u>\$ (9,267,489.23)</u></b>

Budgeted Balance-Unobligated Budget		(5,227,413.40)
Encumbrances		<u>(2,556,586.94)</u>
<b>Available for Budget</b>		<b><u>\$ (17,051,489.57)</u></b>

**Note:**

This unaudited balance includes appropriations and encumbrances available but not yet expended

*bc* **DOF - General Ledger**  
**BC- 4/1/15**

**GOVERNMENT OF THE VIRGIN ISLANDS**  
**INDUSTRIAL DEVELOPMENT FUND 646 / 8012 - 8013**  
**March 31, 2015**

Beginning Balance from F/Y '12		\$ 845,047.89
Revenues F/Y '13	\$0.00	
Obligations F/Y '13	<u>0.00</u>	
Net Activity F/Y '13		<u>0.00</u>
Ending Balance 9/30/13		<u>845,047.89</u>
Beginning Balance from F/Y '13		845,047.89
Revenues F/Y '14	0.00	
Obligations F/Y '14	<u>0.00</u>	
Net Activity F/Y '14		<u>0.00</u>
Ending Balance 9/30/14		<u>845,047.89</u>
Beginning Balance from F/Y '14		845,047.89
Revenues F/Y '15	0.00	
Obligations F/Y '15	<u>0.00</u>	
Net Activity F/Y '15		<u>0.00</u>
Ending Balance 03/31/15		<u><u>\$ 845,047.89</u></u>
Budget Balance - Unobligated		0.00
Encumbrances		<u>0.00</u>
Available for Budget		<u><u>\$ 845,047.89</u></u>

**Note:**

This unaudited balance includes appropriations and encumbrances available but not yet expended

DOF - General Ledger  
ES - 04/01/2015

**GOVERNMENT OF THE VIRGIN ISLANDS**  
**INTEREST REVENUE FUND 474 / 2046 - 2047**  
**March 31, 2015**

Beginning Balance from F/Y '12		\$ 130,812.61
Revenues F/Y '13	\$ 254,214.77	
Obligations F/Y '13	<u>(1,000,000.00)</u>	
Net Activity F/Y '13		<u>(745,785.23)</u>
Ending Balance 9/30/13		<u>(614,972.62)</u>
Beginning Balance from F/Y '13		(614,972.62)
Revenues F/Y '14	180,571.59	
Obligations F/Y '14	<u>(1,000,000.00)</u>	
Net Activity F/Y '14		<u>(819,428.41)</u>
Ending Balance 9/30/14		<u>\$ (1,434,401.03)</u>
Beginning Balance from F/Y '14		(1,434,401.03)
Revenues F/Y '15	0.00	
Obligations F/Y '15	<u>0.00</u>	
Net Activity F/Y '15		<u>0.00</u>
Ending Balance 03/31/15		<u><u>\$ (1,434,401.03)</u></u>
Budgeted Balance - Unobligated		0.00
Encumbrances		<u>0.00</u>
Available for Budget		<u><u>\$ (1,434,401.03)</u></u>

**Note:**

This unaudited balance includes appropriations and encumbrances available but not yet expended

DOF - General Ledger  
ES - 04/01/15

**GOVERNMENT OF THE VIRGIN ISLANDS**  
**INTERNAL REVENUE MATCHING FUND 212/225 - 3002/3003/3005/3006/3007**  
**March 31, 2015**

Beginning Balance from F/Y '12		\$ 9,721,823.10
Revenues F/Y '13	\$ 64,873,821.67	
Obligations F/Y '13	(67,211,636.79)	
Close Year Adj. F/Y '13	<u>2,631,586.62</u>	
Net Activity F/Y '13		<u>293,771.50</u>
Ending Balance 9/30/13		<u>10,015,594.60</u>
Beginning Balance from F/Y '13		10,015,594.60
Revenues F/Y '14	76,135,840.00	
Obligations F/Y '14	<u>(76,228,800.39)</u>	
Net Activity F/Y '14		<u>(92,960.39)</u>
Ending Balance 9/30/14		<u>9,922,634.21</u>
Beginning Balance from F/Y '14		9,922,634.21
Revenues F/Y '15	13,500,000.00	
Obligations F/Y '15	<u>(15,351,542.69)</u>	
Net Activity F/Y '15		<u>(1,851,542.69)</u>
Ending Balance 03/31/15		<u><u>\$ 8,071,091.52</u></u>
Budgeted Balance - Unobligated		(500,000.00)
Encumbrances		0.00
Available for Budget		<u><u>\$ 7,571,091.52</u></u>

**Note:**

This unaudited balance includes appropriations and encumbrances available but not yet expended

DOF - General Ledger


ES - 04/01/15

**GOVERNMENT OF THE VIRGIN ISLANDS**  
**JUNIOR RESERVE OFFICER TRAINING CORP FUND- 2090**  
**March 31, 2015**

Beginning Balance from F/Y '12		\$	418,940.69
Revenues F/Y '13	\$398,752.43		
Obligations F/Y '13	<u>(295,049.54)</u>		
Net Activity F/Y '13			<u>103,702.89</u>
Ending Balance 9/30/13			<u>522,643.58</u>
Beginning Balance from F/Y '13			522,643.58
Revenues F/Y '14	375,856.68		
Obligations F/Y '14	<u>(287,016.96)</u>		
Net Activity F/Y '14			<u>88,839.72</u>
Ending Balance 9/30/14			<u>611,483.30</u>
Beginning Balance from F/Y '14			611,483.30
Revenues F/Y '15	189,105.08		
Obligations F/Y '15	<u>(48,959.95)</u>		
Net Activity F/Y '15			<u>140,145.13</u>
<b>Ending Balance 3/31/2015</b>		<b>\$</b>	<b><u>751,628.43</u></b>
Budgeted Balance-Unobligated Budget			(219,965.69)
Encumbrances			<u>(3,355.00)</u>
<b>Available for Budget</b>		<b>\$</b>	<b><u>528,307.74</u></b>

**Note:**

This unaudited balance includes appropriations and encumbrances available but not yet expended

 **DOF - General Ledger**  
**BC- 4/7/15**

**GOVERNMENT OF THE VIRGIN ISLANDS**  
**LAND BANK FUND 487 / 2060 - 2061**  
**March 31, 2015**

Beginning Balance from F/Y '12		\$	962,696.56
Revenues F/Y '13	\$0.00		
Obligations F/Y '13	0.00		
Net Activity F/Y '13			0.00
Ending Balance 9/30/13			962,696.56
Beginning Balance from F/Y '13			962,696.56
Revenues F/Y '14	0.00		
Obligations F/Y '14	0.00		
Net Activity F/Y '14			0.00
Ending Balance 9/30/14			962,696.56
Beginning Balance from F/Y '14			962,696.56
Revenues F/Y '15	\$0.00		
Obligations F/Y '15	\$0.00		
Net Activity F/Y '15			0.00
Ending Balance 03/31/15		\$	962,696.56
Budgeted Balance - Unobligated			0.00
Encumbrances			0.00
Available for Budget		\$	962,696.56

**Note:**

This unaudited balance includes appropriations and encumbrances available but not yet expended

DOF - General Ledger  
ES - 04/01/15



**GOVERNMENT OF THE VIRGIN ISLANDS**  
**NATURAL RESOURCES RECLAMATION FUND 482 / 2054 -2055**  
**March 31, 2015**

Beginning Balance from F/Y '12		\$ 657,424.54
Revenues F/Y '13	\$ 1,795,460.31	
Obligations F/Y '13	<u>(906,268.79)</u>	
Net Activity F/Y '13		<u>889,191.52</u>
Ending Balance 9/30/13		<u>1,546,616.06</u>
Beginning Balance from F/Y '13		1,546,616.06
Revenues F/Y '14	1,594,149.00	
Obligations F/Y '14	<u>(1,435,585.67)</u>	
Net Activity F/Y '14		<u>158,563.33</u>
Ending Balance 9/30/14		<u>1,705,179.39</u>
Beginning Balance from F/Y '14		1,705,179.39
Revenues F/Y '15	1,438,655.49	
Obligations F/Y '15	<u>(382,674.27)</u>	
Net Activity F/Y '15		<u>1,055,981.22</u>
Ending Balance 03/31/15		<u><u>\$ 2,761,160.61</u></u>
Budgeted Balance - Unobligated		(2,059,653.94)
Encumbrances		<u>(200,501.06)</u>
Available for Budget		<u><u>\$ 501,005.61</u></u>

**Note:**

This unaudited balance includes appropriations and encumbrances available but not yet expended

DOF - General Ledger

ES - 04/01/15

**GOVERNMENT OF THE VIRGIN ISLANDS  
PERSONALIZED LICENSE PLATE FUND-2120  
March 31, 2015**

Beginning Balance from F/Y '12		\$	154,119.38
Revenues F/Y '13	\$687,193.03		
Obligations F/Y '13	(504,449.10)		
Net Activity F/Y '13			182,743.93
Ending Balance 9/30/13			336,863.31
Beginning Balance from F/Y '13			336,863.31
Revenues F/Y '14	731,877.75		
Obligations F/Y '14	(890,651.22)		
Net Activity F/Y '14			(158,773.47)
Ending Balance 9/30/14			178,089.84
Beginning Balance from F/Y '14			178,089.84
Revenues F/Y '15	453,346.67		
Obligations F/Y '15	(325,649.36)		
Net Activity F/Y '15			127,697.31
<b>Ending Balance 03/31/2015</b>		<b>\$</b>	<b>305,787.15</b>
Budgeted Balance-Unobligated Budget			(9,734.79)
Encumbrances			(15,113.65)
<b>Available for Budget</b>		<b>\$</b>	<b>280,938.71</b>

**Note:**

This unaudited balance includes appropriations and encumbrances available but not yet expended

DOF - General Ledger  
BC- 4/7/15

**GOVERNMENT OF THE VIRGIN ISLANDS  
PHARMACEUTICAL ASSISTANCE TO THE AGED- 2146  
March 31, 2015**

Beginning Balance from F/Y '12		\$ 1,111,235.59
Revenues F/Y '13	\$1,633,145.65	
Obligations F/Y '13	<u>(1,808,270.52)</u>	
Net Activity F/Y '13		<u>(175,124.87)</u>
Ending Balance 9/30/13		<u>936,110.72</u>
Beginning Balance from F/Y '13		936,110.72
Revenues F/Y '14	1,485,506.87	
Obligations F/Y '14	<u>(852,910.22)</u>	
Net Activity F/Y '14		<u>632,596.65</u>
Ending Balance 9/30/14		<u>1,568,707.37</u>
Beginning Balance from F/Y '14		1,568,707.37
Revenues F/Y '15	327,358.67	
Obligations F/Y '15	<u>(476,045.19)</u>	
Net Activity F/Y '15		<u>(148,686.52)</u>
<b>Ending Balance 03/31/2015</b>		<b><u>\$ 1,420,020.85</u></b>
Budgeted Balance-Unobligated Budget		(322,442.42)
Encumbrances		<u>(169,389.95)</u>
<b>Available for Budget</b>		<b><u>\$ 928,188.48</u></b>

**Note:**


This unaudited balance includes appropriations and encumbrances available but not yet expended

*pc* **DOF - General Ledger  
BC- 4/7/15**

**GOVERNMENT OF THE VIRGIN ISLANDS**  
**PROP & PROCURE PRINT JOB FD - 6016**  
**March 31, 2015**

Beginning Balance from F/Y '12		\$ 136,564.74
Revenues F/Y ' 13	\$ 495,415.85	
Obligations F/Y ' 13	<u>(585,655.36)</u>	
Net Activity F/Y ' 13		<u>(90,239.51)</u>
Ending Balance 9/30/13		<u>46,325.23</u>
Beginning Balance from F/Y '13		46,325.23
Revenues F/Y ' 14	411,925.02	
Obligations F/Y ' 14	<u>(412,974.37)</u>	
Net Activity F/Y ' 14		<u>(1,049.35)</u>
Ending Balance 9/30/14		<u>45,275.88</u>
Beginning Balance from F/Y '14		45,275.88
Revenues F/Y ' 15	317,940.34	
Obligations F/Y ' 15	<u>(227,860.77)</u>	
Net Activity F/Y ' 15		<u>90,079.57</u>
Ending Balance as of 3/31/15		<u><u>\$ 135,355.45</u></u>
<b>Budgeted Balance-Unobligated Budget</b>		<b>(45,931.58)</b>
<b>Encumbrances</b>		<b>(11,849.30)</b>
<b>Available for Balance</b>		<b><u><u>\$ 77,574.57</u></u></b>

Note: This unaudited balance includes appropriations and encumbrances available but not yet expended.

DOF - General Ledger  
 THG - 4/7/15

**GOVERNMENT OF THE VIRGIN ISLANDS  
PUBLIC SERVICES COMMISSION FUND-6032  
March 31, 2015**

Beginning Balance from F/Y '12		\$ 313,441.14
Revenues F/Y '13	\$2,958,868.31	
Obligations F/Y '13	<u>(2,284,053.45)</u>	
Net Activity F/Y '13		<u>674,814.86</u>
Ending Balance 9/30/13		<u>988,256.00</u>

Beginning Balance from F/Y '13		988,256.00
Revenues F/Y '14	2,631,025.56	
Obligations F/Y '14	<u>(2,598,364.04)</u>	
Net Activity F/Y '14		<u>32,661.52</u>
Ending Balance 9/30/14		<u>1,020,917.52</u>

Beginning Balance from F/Y '14		1,020,917.52
Revenues F/Y '15	1,620,223.36	
Obligations F/Y '15	<u>(523,183.37)</u>	
Net Activity F/Y '15		<u>1,097,039.99</u>
<b>Ending Balance 3/31/2015</b>		<b><u>\$ 2,117,957.51</u></b>

Budgeted Balance-Unobligated Budget		(908,343.45)
Encumbrances		<u>(160,544.84)</u>
<b>Available for Budget</b>		<b><u>\$ 1,049,069.22</u></b>

**Note:**

This unaudited balance includes appropriations and encumbrances available but not yet expended

*PC* **DOF - General Ledger  
BC- 4/1/15**

**GOVERNMENT OF THE VIRGIN ISLANDS**  
**RECORDER OF DEEDS REVOLVING 524 / 6104**  
**March 31, 2015**

Beginning Balance from F/Y '12		\$ (28,303.26)
Revenues F/Y'13	\$ 200,000.00	
Obligations F/Y '13	(142,380.50)	
Net Activity F/Y '13		<u>57,619.50</u>
Ending Balance 9/30/13		<u>29,316.24</u>
Beginning Balance from F/Y '13		29,316.24
Revenues F/Y '14	200,000.00	
Obligations F/Y '14	(138,489.41)	
Net Activity F/Y '14		<u>61,510.59</u>
Ending Balance 9/30/14		<u>90,826.83</u>
Beginning Balance from F/Y '14		90,826.83
Revenues F/Y '15	200,000.00	
Obligations F/Y '15	(61,892.62)	
Adjustments F/Y '15	13,107.09	
Net Activity F/Y '15		<u>138,107.38</u>
<b>Ending Balance 03/31/15</b>		<b><u>\$ 242,041.30</u></b>
Budget Balance - Unobligated		(123,897.43)
Encumbrances		<u>(20,122.35)</u>
<b>Available for Budget</b>		<b><u>\$ 98,021.52</u></b>

**Note:**

This unaudited balance includes appropriations and encumbrances available but not yet expended

DOF - General Ledger

ES - 04/01/2015

**GOVERNMENT OF THE VIRGIN ISLANDS**  
**ROAD FUND - 207 FMS- 3000-3001**  
**March 31, 2015**

Beginning Balance from F/Y '12		\$ (6,329,517.01)
Revenues F/Y'13	\$ -	
Obligation F/Y '13	-	
Net Activity F/Y '13		-
<b>Ending Balance 9/30/13</b>		<b><u>(6,329,517.01)</u></b>
Beginning Balance from F/Y '13		(6,329,517.01)
Revenues F/Y'14	-	
Obligation F/Y '14	-	
Net Activity F/Y '14		-
<b>Ending Balance 9/30/14</b>		<b><u>(6,329,517.01)</u></b>
Beginning Balance from F/Y '14		(6,329,517.01)
Revenues F/Y'15	-	
Obligation F/Y'15	-	
Net Activity F/Y'15		-
<b>Ending Balance as of 3/31/15</b>		<b><u>\$ (6,329,517.01)</u></b>
Budgeted Balance- Unobligated Budget		-
Encumbrances		-
Available for Budget		<b><u>\$ (6,329,517.01)</u></b>

**Note:**

The unaudited balance does not represent appropriations available until expended that have not been already obligated.


DOF - General Ledger  
 THG - 4/7/15

**GOVERNMENT OF THE VIRGIN ISLANDS**  
**SEWAGE FUND - 490 ERP 2064 2066**  
**March 31, 2015**

Beginning Balance from F/Y '12		\$ (4,957,224.41)
Revenues F/Y'13	\$ 1,074,915.55	
Obligation F/Y '13	<u>(3,000,000.00)</u>	
Net Activity F/Y '13		<u>(1,925,084.45)</u>
<b>Ending Balance 9/30/13</b>		<b><u>(6,882,308.86)</u></b>
Beginning Balance from F/Y '13		(6,882,308.86)
Revenues F/Y'14	293,521.78	
Obligation F/Y '14	<u>-</u>	
Net Activity F/Y '14		<u>293,521.78</u>
<b>Ending Balance 9/30/14</b>		<b><u>(6,588,787.08)</u></b>
Beginning Balance from F/Y '14		(6,588,787.08)
Revenues F/Y'15	1,050.00	
Obligation F/Y'15	<u>-</u>	
Net Activity F/Y'15		<u>1,050.00</u>
<b>Ending Balance as of 3/31/15</b>		<b><u>\$ (6,587,737.08)</u></b>
Budgeted Balance- Unobligated Budget		(3,000,000.00)
Encumbrances		-
Available for Budget		<b><u>\$ (9,587,737.08)</u></b>

**NOTE:**

This unaudited balance includes appropriations and encumbrances available but not yet expended.

DOF - General Ledger  
 THG - 4/7/15



**GOVERNMENT OF THE VIRGIN ISLANDS**  
**STJ CAPITAL IMPROVEMENT FUND - 271 3018-3019**  
**March 31, 2015**

Beginning Balance from F/Y ' 12		\$ 5,450,803.14
Revenues F/ Y ' 13	\$ 1,500,000.00	
Obligations F/ Y ' 13	<u>(1,930,878.29)</u>	
Net Activity F/ Y ' 13		<u>(430,878.29)</u>
Ending Balance 9/30/13		<u>5,019,924.85</u>

Beginning Balance from F/Y ' 13		5,019,924.85
Revenues F/ Y ' 14	1,500,000.00	
Obligations F/ Y ' 14	<u>(1,414,928.33)</u>	
Net Activity F/ Y ' 14		<u>85,071.67</u>
Ending Balance 9/30/14		<u>5,104,996.52</u>

Beginning Balance from F/Y ' 14		5,104,996.52
Revenues F/ Y ' 15	-	
Obligations F/ Y ' 15	<u>(391,302.95)</u>	
Net Activity F/ Y ' 15		<u>(391,302.95)</u>
<b>Ending Balance as of 3/31/15</b>		<b><u>\$ 4,713,693.57</u></b>

Budgeted Balance- Unobligated Budget		(750,000.00)
Encumbrances		-
<b>Available for Budget</b>		<b><u>\$ 3,963,693.57</u></b>

**Note: This unaudited balance includes appropriations and encumbrances available but not yet expended .**

*mg* DOF - General Ledger  
 TG - 4/7/15

**GOVERNMENT OF THE VIRGIN ISLANDS**  
**STX THOROUGHBRED FUND 2029**  
**March 31, 2015**

Beginning Balance from F/Y '12		\$	17,838.23
Revenues F/Y '13	\$	37,678.53	
Obligations F/Y '13		<u>(19,480.60)</u>	
Net Activity F/Y '13			<u>18,197.93</u>
Ending Balance 9/30/13			<u>36,036.16</u>
Beginning Balance from F/Y '13			36,036.16
Revenues F/Y '14		55,081.46	
Obligations F/Y '14		<u>(616.80)</u>	
Net Activity F/Y '14			<u>54,464.66</u>
Ending Balance 9/30/14			<u>90,500.82</u>
Beginning Balance from F/Y '14			90,500.82
Revenues F/Y '15		19,772.19	
Obligations F/Y '15		<u>0.00</u>	
Net Activity F/Y '15			<u>19,772.19</u>
Ending Balance 03/31/15			<u><u>\$ 110,273.01</u></u>
Budgeted Balance - Unobligated			0.00
Encumbrances			<u>0.00</u>
Available for Budget			<u><u>\$ 110,273.01</u></u>

**Note:**

This unaudited balance includes appropriations and encumbrances available but not yet expended

DOF - General Ledger

ES - 04/01/15

**GOVERNMENT OF THE VIRGIN ISLANDS**  
**TAX ASSESSOR'S REVOLVING FUND 516100 / 2082**  
**March 31, 2015**

Beginning Balance from F/Y '12		\$	984,176.40
Revenues F/Y '13	\$	500,000.00	
Obligations F/Y '13	<u>(1,163,377.02)</u>		
Net Activity F/Y '13			<u>(663,377.02)</u>
Ending Balance 9/30/13			<u>320,799.38</u>
Beginning Balance from F/Y '13			320,799.38
Revenues F/Y '14	394,698.00		
Obligations F/Y '14	<u>(772,110.87)</u>		
Net Activity F/Y '14			<u>(377,412.87)</u>
Ending Balance 9/30/14			<u>(56,613.49)</u>
Beginning Balance from F/Y '14			(56,613.49)
Revenues F/Y '15	298,538.00		
Obligations F/Y '15	<u>(140,692.58)</u>		
Net Activity F/Y '15			<u>157,845.42</u>
Ending Balance 03/31/15		\$	<u><u>101,231.93</u></u>
Budgeted Balance - Unobligated			0.00
Encumbrances			<u>(156,904.91)</u>
Available for Budget		\$	<u><u>(55,672.98)</u></u>

**Note:**

This unaudited balance includes appropriations and encumbrances available but not yet expended

DOF - General Ledger

ES - 04/01/15

**GOVERNMENT OF THE VIRGIN ISLANDS**  
**TAXI REVOLVING FUND- 590/2114**  
**March 31, 2015**

Beginning Balance from F/Y '12		\$	472,358.26
Revenues F/Y '13	\$477,437.17		
Obligations F/Y '13	(446,930.68)		
Net Activity F/Y '13			30,506.49
Ending Balance 9/30/13			502,864.75

Beginning Balance from F/Y '13			502,864.75
Revenues F/Y '14	391,435.00		
Obligations F/Y '14	(513,680.69)		
Net Activity F/Y '14			(122,245.69)
Ending Balance 9/30/14			380,619.06

Beginning Balance from F/Y '14			380,619.06
Revenues F/Y '15	237,638.00		
Obligations F/Y '15	(132,962.67)		
Net Activity F/Y '15			104,675.33
<b>Ending Balance 03/31/2015</b>		<b>\$</b>	<b>485,294.39</b>

Budgeted Balance-Unobligated Budget			(478,985.82)
Encumbrances			(5,013.70)
<b>Available for Budget</b>		<b>\$</b>	<b>1,294.87</b>

**Note:**

This unaudited balance includes appropriations and encumbrances available but not yet expended

**DOF - General Ledger**  
**BC- 4/7/15**

**GOVERNMENT OF THE VIRGIN ISLANDS  
TERRITORIAL PARK FUND 305 - 6006  
MARCH 31, 2015**

Beginning Balance from F/Y '12		\$ 447,864.38
Revenues F/Y '13	\$ 308,297.00	
Obligations F/Y '13	<u>(386,939.01)</u>	
Net Activity F/Y '13		<u>(78,642.01)</u>
Ending Balance 9/30/13		<u>369,222.37</u>
Beginning Balance from F/Y '13		369,222.37
Revenues F/Y '14	170,285.50	
Obligations F/Y '14	<u>(310,206.15)</u>	
Net Activity F/Y '14		<u>(139,920.65)</u>
Ending Balance 9/30/14		<u>229,301.72</u>
Beginning Balance from F/Y '14		229,301.72
Revenues F/Y '15	154,551.50	
Obligations F/Y '15	<u>(94,945.66)</u>	
Net Activity F/Y '15		<u>59,605.84</u>
Ending Balance as of 3/31/15		<u><u>\$ 288,907.56</u></u>
Budgeted Balance- Unobligated Budget		(106,721.73)
Encumbrances		<u>(8,270.01)</u>
Available for Budget		<u><u>\$ 173,915.82</u></u>

**Note:**

This unaudited balance includes appropriations and encumbrances available but not yet expended.


*MTHG* DOF - General Ledger  
THG - 4/7/15

**GOVERNMENT OF THE VIRGIN ISLANDS**  
**TERRITORIAL SCHOLARSHIP FUND- 8010, 8011**  
**March 31, 2015**

Beginning Balance from F/Y '12		\$ 418,543.77
Revenues F/Y '13	\$700,931.51	
Obligations F/Y '13	(794,155.89)	
Net Activity F/Y '13		(93,224.38)
Ending Balance 9/30/13		325,319.39
Beginning Balance from F/Y '13		325,319.39
Revenues F/Y '14	682,946.74	
Obligations F/Y '14	(713,690.67)	
Net Activity F/Y '14		(30,743.93)
Ending Balance 9/30/14		294,575.46
Beginning Balance from F/Y '14		294,575.46
Revenues F/Y '15	441,055.82	
Obligations F/Y '15	(3,294.80)	
Net Activity F/Y '15		437,761.02
<b>Ending Balance 3/31/2015</b>		<b>\$ 732,336.48</b>
Budgeted Balance-Unobligated Budget		(6,670.90)
Encumbrances		(225.00)
<b>Available for Budget</b>		<b>\$ 725,440.58</b>

**Note:**

This unaudited balance includes appropriations and encumbrances available but not yet expended

 **DOF - General Ledger**  
**BC- 4/7/15**

**GOVERNMENT OF THE VIRGIN ISLANDS**  
**TOURISM ADVERTISING REVOLVING FUND 6068/6069**  
**March 31, 2015**

Beginning Balance from F/Y '12		\$ 19,855,908.14
Revenues F/Y '13	\$21,924,871.22	
Obligations F/Y '13	<u>(14,848,605.52)</u>	
Net Activity F/Y '13		<u>7,076,265.70</u>
Ending Balance 9/30/13		<u>26,932,173.84</u>
Beginning Balance from F/Y '13		26,932,173.84
Revenues F/Y '14	22,594,990.72	
Obligations F/Y '14	<u>(18,794,924.08)</u>	
Net Activity F/Y '14		<u>3,800,066.64</u>
Ending Balance 9/30/14		<u>30,732,240.48</u>
Beginning Balance from F/Y '14		30,732,240.48
Revenues F/Y '15	9,281,872.55	
Obligations F/Y '15	<u>(9,542,328.98)</u>	
Net Activity F/Y '15		<u>(260,456.43)</u>
<b>Ending Balance 03/31/2015</b>		<b><u>\$ 30,471,784.05</u></b>
Budgeted Balance-Unobligated Budget		(15,202,647.91)
Encumbrances		<u>(2,523,105.35)</u>
<b>Available for Budget</b>		<b><u>\$ 12,746,030.79</u></b>

**Note:**

This unaudited balance includes appropriations and encumbrances available but not yet expended

**DOF - General Ledger**  
**BC- 4/1/15**

**GOVERNMENT OF THE VIRGIN ISLANDS**  
**TRANSPORTATION TRUST FUND -627 8008/8009**  
**March 31, 2015**

Beginning Balance from F/Y '12		\$	15,695,587.73
Revenues F/Y '13	\$ 9,822,864.59		
Obligations F/Y '13	<u>(11,624,033.50)</u>		
Net Activity F/Y '13			<u>(1,801,168.91)</u>
Ending Balance 9/30/13			<u>13,894,418.82</u>


Beginning Balance from F/Y '13			13,894,418.82
Revenues F/Y '14	9,183,151.60		
Obligations F/Y '14	<u>(17,572,871.38)</u>		
Net Activity F/Y '14			<u>(8,389,719.78)</u>
Ending Balance 9/30/14			<u>5,504,699.04</u>

Beginning Balance from F/Y '14			5,504,699.04
Revenues F/Y '15	5,378,427.74		
Obligations F/Y '15	<u>(1,021,303.50)</u>		
Net Activity F/Y '15			<u>4,357,124.24</u>
<b>Ending Balance 3/31/15</b>		<b>\$</b>	<b><u>9,861,823.28</u></b>

Budgeted Balance - Unobligated			(11,261.50)
Encumbrances			<u>(670.93)</u>
<b>Available for Budget</b>		<b>\$</b>	<b><u>9,849,890.85</u></b>

**Note:**

This unaudited balance includes appropriations and encumbrances available but not yet expended

 DOF - General Ledger  
BC - 4/1/15



**GOVERNMENT OF THE VIRGIN ISLANDS  
UNION ARBITRATION AWARD AND GOVERNMENT  
EMPLOYEES INCREMENT FUND 588 / 2112-2113  
March 31, 2015**

Beginning Balance from F/Y '12		\$ 13,996,444.42
Revenues F/Y'13	\$ 1,304,882.54	
Obligations F/Y '13	<u>(6,976,160.68)</u>	
Net Activity F/Y '13		<u>(5,671,278.14)</u>
Ending Balance 9/30/13		<u>8,325,166.28</u>

Beginning Balance from F/Y '13		8,325,166.28
Revenues F/Y '14	1,162,223.93	
Obligations F/Y '14	<u>(3,337,340.32)</u>	
Net Activity F/Y '14		<u>(2,175,116.39)</u>
Ending Balance 9/30/14		<u>6,150,049.89</u>

Beginning Balance from F/Y '14		6,150,049.89
Revenues F/Y '15	514,835.38	
Obligations F/Y '15	<u>(640,888.91)</u>	
Net Activity F/Y '15		<u>(126,053.53)</u>
<b>Ending Balance 03/31/15</b>		<b><u>\$ 6,023,996.36</u></b>

Budget Balance - Unobligated		(1,578,694.27)
Encumbrances		<u>(41,487.14)</u>
<b>Available for Budget</b>		<b><u>\$ 4,403,814.95</u></b>

**Note:**

This unaudited balance includes appropriations and encumbrances available but not yet expended

DOF - General Ledger  
ES - 04/01/2015

**GOVERNMENT OF THE VIRGIN ISLANDS**  
**VI COASTAL PROTECTION FUND 312000 / 6014**  
**March 31, 2015**

Beginning Balance from F/Y '12		\$	762,460.23
Revenues F/Y '13	\$	104,589.50	
Obligations F/Y '13		<u>(114,876.50)</u>	
Net Activity F/Y '13			<u>(10,287.00)</u>
Ending Balance 9/30/13			<u>752,173.23</u>
Beginning Balance from F/Y '13			752,173.23
Revenues F/Y '14		83,337.00	
Obligations F/Y '14		<u>(116,072.97)</u>	
Net Activity F/Y '14			<u>(32,735.97)</u>
Ending Balance 9/30/14			<u>719,437.26</u>
Beginning Balance from F/Y '14			719,437.26
Revenues F/Y '15		43,359.00	
Obligations F/Y '15		<u>(25,571.13)</u>	
Net Activity F/Y '15			<u>17,787.87</u>
Ending Balance 03/31/15			<u><u>\$ 737,225.13</u></u>
Budgeted Balance - Unobligated			(25,886.89)
Encumbrances			<u>(902.09)</u>
Available for Budget			<u><u>\$ 710,436.15</u></u>

**Note:**

This unaudited balance includes appropriations and encumbrances available but not yet expended

DOF - General Ledger

ES - 03/07/15

**GOVERNMENT OF THE VIRGIN ISLANDS**  
**V.I. INSURANCE GUARANTY FUND 582/ 2108 - 2109**  
**March 31, 2015**

Beginning Balance from F/Y '12		\$ 21,686,601.32
Revenues F/Y '13	\$ 15,941,221.39	
Obligations F/Y '13	<u>(17,906,645.46)</u>	
Net Activity F/Y '13		<u>(1,965,424.07)</u>
Ending Balance 9/30/13		<u>19,721,177.25</u>
Beginning Balance from F/Y '13		19,721,177.25
Revenues F/Y '14	16,131,421.37	
Obligations F/Y '14	(28,001,208.34)	
Adjustments F/Y '14	(6,000,127.71)	
Adjustments F/Y '14	<u>3,000,000.00</u>	
Net Activity F/Y '14		<u>(14,869,914.68)</u>
Ending Balance 9/30/14		<u>4,851,262.57</u>
Beginning Balance from F/Y '14		4,851,262.57
Revenues F/Y '15	7,351,053.89	
Obligations F/Y '15	<u>0.00</u>	
Net Activity F/Y '15		<u>7,351,053.89</u>
Ending Balance 03/31/15		<u><u>\$ 12,202,316.46</u></u>
Budgeted Balance - Unobligated		0.00
Encumbrances		571.62
Available for Budget		<u><u>\$ 12,202,888.08</u></u>

**Note:**

This unaudited balance includes appropriations and encumbrances available but not yet expended

DOF - General Ledger  
ES - 04/08/15

**GOVERNMENT OF THE VIRGIN ISLANDS**  
**VI LOTTERY FUND - 2238**  
**March 31, 2015**

Beginning Balance from F/Y '12		\$	(2,199,529.00)
Revenues F/Y '13	\$0.00		
Obligations F/Y '13	0.00		
Net Activity F/Y '13			0.00
Ending Balance 9/30/13			(2,199,529.00)

Beginning Balance from F/Y '13			(2,199,529.00)
Revenues F/Y '14	0.00		
Obligations F/Y '14	0.00		
Net Activity F/Y '14			0.00
Ending Balance 9/30/14			(2,199,529.00)

Beginning Balance from F/Y '14			(2,199,529.00)
Revenues F/Y '15	0.00		
Obligations F/Y '15	0.00		
Net Activity F/Y '15			0.00
Ending Balance 03/31/15		\$	(2,199,529.00)

Budgeted Balance - Unobligated			0.00
Encumbrances			0.00
Available for Budget		\$	(2,199,529.00)

**Note:**

This unaudited balance includes appropriations and encumbrances available but not yet expended

DOF - General Ledger

ES - 04/07/15

**GOVERNMENT OF THE VIRGIN ISLANDS**  
**VOCATIONAL TECHNICAL ED TRAINING FUND- 2266**  
**March 31, 2015**

Beginning Balance from F/Y '12		\$	28,052.55
Revenues F/Y '13	\$0.00		
Obligations F/Y '13	-		
Net Activity F/Y '13			0.00
Ending Balance 9/30/13			28,052.55

Beginning Balance from F/Y '13			28,052.55
Revenues F/Y '14	0.00		
Obligations F/Y '14	(8,630.87)		
Net Activity F/Y '14			(8,630.87)
Ending Balance 9/30/14			19,421.68

Beginning Balance from F/Y '14			19,421.68
Revenues F/Y '15	0.00		
Obligations F/Y '15	-		
Net Activity F/Y '15			0.00
<b>Ending Balance 03/31/2015</b>		<b>\$</b>	<b>19,421.68</b>

Budgeted Balance-Unobligated Budget			-
Encumbrances			-
<b>Available for Budget</b>		<b>\$</b>	<b>19,421.68</b>

**Note:**

This unaudited balance includes appropriations and encumbrances available but not yet expended

*AC* **DOF - General Ledger**  
**BC- 04/01/15**

# **AUTONOMOUS AND SEMI-AUTONOMOUS AGENCIES**

## Autonomous and Semi-Autonomous Agencies



### Government Employees' Retirement System

GERS was established by Act No. 479 as an independent and separate agency of the Government of the United States Virgin Islands. Responsibility for the operation of the System and the provisions of the V.I. Code are vested in the Board of Trustees, which is composed of seven (7) members appointed by the Governor with advice and consent of the Virgin Islands Legislature.

Two (2) members are retirees. The following members comprise the current Board:

- |                                       |  |
|---------------------------------------|--|
| 1) Vincent Liger, Member;             | 5) Judge Edgar Ross, Vice-Chairperson; |
| 2) Dr. Wilbur Callender, Chairperson; | 6) Leona Smith, Member; and.           |
| 3) Carol Callwood, Member;            | 7) Michael McDonald, Member            |
| 4) Desmond Maynard, Esq., Member;     |  |

The Executive Director of GERS is Mr. Austin Nibbs, CPA.



### Virgin Islands Port Authority

The Virgin Islands Port Authority (VIPA) was created through Act. No. 2375 of the Seventh Legislature of the Virgin Islands on December 24, 1968. Act No. 2405 later changed the official establishment date of the Authority to February 11, 1969. The Act established VIPA as a semi-autonomous agency charged with the ownership, operation, development, and management of all air and marine ports in the United States Virgin Islands. The Authority is also responsible

for the Territory's harbors, but it does not control the mooring and anchoring of vessels. It is governed by a Board of Directors which sets policy. The Executive Director is responsible for implementing these policies and overseeing the day-to-day operation of the agency. The Board is comprised of nine (9) members who represent St. Thomas, St. Croix and St. John. Four (4) members of the Governor's Cabinet sit on the Board and serve at the discretion of the Governor. The five (5) other Board positions are reserved for private citizens who are appointed by the Governor and are subject to the approval of the Legislature of the Virgin Islands. These members are appointed to a three (3) year term of office and each is eligible for reappointment. The current members of the Board are the following:

- |  |                                |
|--|--------------------------------|
| 1) Roberto Cintron, Chair;             | 6) Yvonne E.L. Thraen, Member; |
| 2) Beverly Nicholson-Doty, Vice Chair; | 7) Jose Penn, Member;          |
| 3) Allison Petrus, Secretary;          | 8) Gustav James, Member; and   |
| 4) Terri Griffiths, Member;            | 9) Vacant.                     |
| 5) Manuel Gutierrez, Jr., Member;      |                                |

The Executive Director of the Virgin Islands Port Authority is Mr. Carlton Dowe.



## Virgin Islands Water and Power Authority

In 1964, the Authority was created as an instrumentality of the Government of the U.S. Virgin Islands (the "Government") pursuant to Chapter 5 of Title 30 of the U.S. Virgin Islands Code, as amended by Act 4108, approved on March 1978 and Act 4497 approved on October 23, 1980 (the "Virgin Islands Water and Power Authority Act" or the "Act"), for the purpose of developing an adequate electric and water supply for the Virgin Islands. Pursuant to the powers established by the Act, the Authority owns, operates and maintains electric generation, distribution, and general plant facilities that supply electric power and energy to over 54,000 customers in the U.S. Virgin Islands, which include the islands of St. Thomas, St. Croix, and St. John. The Authority also provides electric service to Hassel Island and Water Island, which are located near the St. Thomas harbor. Generally herein, references to the number of customers, sales and loads on the island of St. Thomas include data associated with the island of St. John, Hassel Island, and Water Island

The Executive Director of the Virgin Islands Water and Power Authority is Mr. Hugo Hodge, Jr. The following are WAPA's Board Members:

- |                                 |                                   |
|---------------------------------|-----------------------------------|
| 1) Gerry Groner, Board Chair;   | 6) Cheryl Boynes Jackson, Member; |
| 2) Juanita Young, Vice Chair;   | 7) Gustav James, Member; and      |
| 3) Noel Loftus, Secretary;      | 8) Marvin Pickering, Member.      |
| 4) Elizabeth Armstrong, Member; |                                   |
| 5) Donald Francois, Member;     |                                   |



## Virgin Islands Public Finance Authority

The Virgin Islands Public Finance Authority (PFA or the Authority) was created by Act No. 5365 as a public corporation and autonomous governmental instrumentality, operating on behalf of the Government of the U.S. Virgin Islands (the Government). Its primary duties are: (1) to aid the Government of the U.S. Virgin Islands in the performance of its fiscal duties; (2) to raise capital, public or private, for essential public projects; and (3) to create programs and enter into contracts which will support the financing needs of the Government, promote economic recovery and contribute to the stability of the Territory's economy.

The U.S. Virgin Islands Code provides that the debts, obligations, contracts, bonds, assets, receipts, expenditures, accounts, funds, facilities and property of the Authority shall be deemed to be those of the Authority and not to be those of the Government of the U.S. Virgin Islands, or any of its Offices, Bureaus, Departments, Agencies, Commissions, Branches, Agents or employees.

PFA Board Members are as follows:

- |  |                                       |
|--|---------------------------------------|
| 1) Governor Kenneth E. Mapp, Chairman;       | 4) Nellon L. Bowry, Board Member; and |
| 2) Valdamier O. Collens, Executive Director; | 5) Pablo O'Neill – Board Member.      |
| 3) Keith C. O'Neale, Jr., Secretary;         |                                       |





## viNGN, Inc. – Virgin Islands Next Generation Network

viNGN, INC. d/b/a Virgin Islands Next Generation Network (viNGN) was created as a public corporation on October 22, 2010, rather than as a private corporation, and established as a wholly-owned subsidiary of the Virgin Islands Public Finance Authority (PFA), just as with the PFA-owned West Indian Company Limited (WICO).

viNGN, INC.'s primary purpose is to design, engineer, construct, develop, and operate a wholesale, 100% fiber optic cable, open access, high speed broadband network, in order to provide more accessible, reliable, high speed internet connections at affordable prices and on equitable terms to ALL retail Internet Service Providers (ISPs), other broadband service providers, and public infrastructure stewards, who will, in turn, provide improved internet and other broadband services to businesses, residences, and government operations. viNGN's unprecedented build-out of a wholesale, 100% fiber optic, open access, high speed broadband network across the four (4) inhabited United States Virgin Islands, with direct connections to the U.S. mainland and to the rest of the world, is designed to accelerate broadband deployment in unserved and underserved areas, to encourage broadband use/adoption, and to support institutions that are most likely to provide significant public benefit(s).

The members of viNGN's Board of Directors are as follows:

- |                               |  |
|-------------------------------|--|
| 1) Kenneth E. Mapp, Chairman; | 5) C. Bernard Fulp;                          |
| 2) Alfred F. Boschulte;       | 6) Jose Luis Garcia Serrano.; and,           |
| 3) Dr. Peter Schultz;         | 7) Dr. Tonjia Coverdale, President and Chief |
| 4) Elizabeth Armstrong;       | Executive Officer of viNGN, INC.             |



## West Indian Company Limited

The West Indian Company Limited was created in 1993 by the Legislature of the United States Virgin Islands (USVI) through the enactment of Act No. 5826, which approved the stock purchase agreement between the Government of the Virgin Islands and Selandia Finance and Investment B.V. for the purchase of WICO.

WICO's operations consist of servicing cruise ships owned by established shipping lines and leasing building space and land to third parties pursuant to a management agreement with the Government Employees' Retirement System (GERS). WICO is composed of four (4) departments: Marine & Cruise Operations, Construction, Leasing and Maintenance (CLM), Security and Accounting.

The members of WICO's Board of Directors are as follows:

- |   |  |
|---|--|
| 1) Randolph Knight, Chairperson;                            | 5) Joseph Boschulte, Board Member;       |
| 2) Joyce Dore Griffin, Vice Chairperson;                    | 6) Beverly Nicholson-Doty, Board Member; |
| 3) Edward Thomas, Secretary;                                | 7) Roberto Cintron, Board Member; and    |
| 4) Michael Watson, Chairperson of the<br>Finance Committee; | 8) Ricardo Lettsome, Board Member.       |

The President and Chief Executive Officer of WICO is Joseph Boschulte.



## Virgin Islands Economic Development Authority

The Virgin Islands Economic Development Authority (“VEDA” or “Authority”) is a semi-autonomous governmental instrumentality responsible for the development, promotion and enhancement of the economy of the U.S. Virgin Islands.

The VIEDA is the umbrella organization which assumes, integrates, and unifies the functions of the following subsidiary entities: the Economic Development Bank (“EDB”), the Economic Development Commission (“EDC”), the Economic Development Park Corporation (“EDPC”), and the Enterprise and Commercial Zone Commission (“ECZC”).

The VIEDA operates under one Governing Board (“Board”) in order to achieve maximum efficiency of operation to avoid duplication of services, positions, and responsibilities; to reduce expenses of personnel, physical plant and operations; and to develop comprehensive programs for the economic development of the U.S. Virgin Islands.

The VIEDA is a vehicle by which the Virgin Islands Government develops and nurtures the economic growth of the Territory. According to the legislation which governs the VIEDA, the Authority shall be governed by a seven (7) member board. Of the seven (7) members, three (3) shall not be employees of the Government of the Virgin Islands or the Government of the United States and shall be appointed by the Governor, with the advice and consent of the Legislature, for a term of three (3) years. Of the three (3) non-governmental employees, one must be a resident of St. Thomas, one must be a resident of St. John, and one must be a resident of St. Croix. Three (3) members shall be cabinet-level appointees. One (1) member shall be appointed from either the Board or executive staff of the Employees Retirement System of the Government of the Virgin Islands, Virgin Islands Port Authority, or the University of the Virgin Islands. Government members shall serve during the term of their government position, at the pleasure of the Governor, and may not receive compensation for their service on the Board. Non-government members are compensated at a rate of \$75.00 a day, or any fraction thereof. All members are entitled to per diem or reimbursement for necessary travel expenses.

Members of the Board of Directors are as follows:

- |   |                                     |
|---|-------------------------------------|
| 1) José A. Penn, Interim Chairperson;       | 5) Simon Jones Hendrickson, Member; |
| 2) Phillip Payne, Interim Vice-Chairperson; | 6) Catherine Hendry, Member; and    |
| 3) Dr. Henry Smith, Interim Secretary;      | 7) Juan Figueroa, Member.           |
| 4) Avery Lewis, Member;                     |                                     |

The Acting Chief Executive Officer (“CEO”) of the VIEDA is Mr. Wayne A. Biggs.



## Virgin Islands Housing Authority

The Virgin Islands Housing Authority and the United States Department of Housing and Urban Development (HUD) entered into Annual Contributions Contract No. PR-37, dated May 26, 1959, as amended thereafter, pursuant to which the VIHA agreed to develop and operate certain low-rent housing, with the United States Department of Housing and Urban Development maintaining the low-rent character of such housing. The Housing Authority’s powers, duties, and functions are pursuant to V.I. Code Ann. Title 29, Chapter I, as amended by Act No. 5523.

VIHA is federally funded through three primary programs: 1) the Public Housing Program; 2) the Housing Choice Voucher Program (HCVP); and 3) the Capital Fund Program (CFP). Total annual federal funding for all programs averages approximately \$40 million. Public Housing receives \$21 million; HCVP, \$14 million and CFP, \$5 million.

VIHA's fiscal year is a calendar year and the combination of several funding sources facilitates a full time staff allocation of 181 employees.

The current business model (asset management) for Public Housing comprises eleven (11) overall cost centers, ten (10) cost centers or groupings of properties, and one (1) Central Office Cost Center (COCC) that comprises a main office in each district. In Fiscal Year 2015, the Housing Authority has projected expenses of approximately \$25M. To cover these expenses, there are two (2) primary sources of funds: rental income and a subsidy from HUD. If those two sources are insufficient, the Low Income Housing Operating Budget is supplemented with funds from the CFP.

The eleventh primary cost center is the COCC (main offices in St. Thomas and St. Croix) which has revenues of \$3.6M and expenses of \$3.5M. The COCC performs administrative functions (e.g. finance, IT, auditing, reporting to HUD) and is funded through fees charged to the ten project groupings and the voucher program for centralized services.



## Virgin Islands Housing Finance Authority

The Virgin Islands Housing Finance Authority (VIHFA) was created in 1981 by the Legislature of the United States Virgin Islands (USVI) through the enactment of Act No. 4636, the Virgin Islands Home Owners Construction and Mortgage Assistance Act. The Authority was created to address the existing shortage of low- and moderate-income housing in the Territory. The Authority is composed of six (6) service providing Units: Homeownership, Planning and Construction, Federal Programs, Collections and Servicing, Accounting, and Rental Properties.

The members of the VIHFA Board of Directors are as follows:

- |                                  |  |
|----------------------------------|--|
| 1) Nellon L. Bowry, Chairperson; | 3) Jean-Pierre L. Oriol, Board Member; and |
| 2) Calford S. Martin, Secretary; | 4) Carmen Hedrington, Board Member.        |

The Executive Director is Ms. Adrienne L. Williams.



## Virgin Islands Lottery

The Virgin Islands Lottery (VIL) was founded in 1937 and its mandate was amended in 1971, within Title 32, Chapter 13 of the Virgin Islands Code. VIL is an instrumentality of the Government of the United States Virgin Islands and is the oldest continuous lottery of any state or territory. For the past seventy-eight (78) years, VIL has been part of the social structure of the Territory of the Virgin Islands. From its inception, the traditional or "passive game" has been its staple, providing employment and a means of extra income for participants. The Lottery has experienced significant growth and development. VIL has increased its portfolio of games as a value-added measure and as a means of increasing players' satisfaction. As a result, the agency has become a more visible and viable contributor to the economy of the U.S. Virgin Islands.

An Executive Director, appointed by the Governor and supervised by the Virgin Islands Lottery Commission, manages VIL, the official lottery of the Virgin Islands. The Commission is comprised of the Department of Finance Commissioner, the Office of Management and Budget Director and five (5) appointed members. Each member of the Commission serves for a period of four (4) years. The Lottery Commission is the policy-making body, providing advice and oversight on operating and administrative activities. The Commission is authorized to promulgate rules and regulations governing the establishment and operations of the Lottery. The rules and regulations may include, but are not limited to, the passive game, lotteries conducted and classified as video gaming machines, slot machines, or any other type of gaming machine or device.

The Virgin Islands Lottery operates its income as an enterprise-fund parallel to operations in the private sector and uses the full accrual basis of accounting in accordance with the Generally Accepted Accounting Principles (GAAP) in the United States of America.



## **Virgin Islands Public Television System - WTJX**

The Virgin Islands Public Television System with the FCC-granted call letters WTJX, was created on November 13, 1968 as an independent, autonomous instrumentality. Governor Ralph M. Paiewonsky created the Virgin Islands Public Television Commission in the 60's and requested a feasibility study to recommend the best structure for Public Television in the Virgin Islands. Subsequently, the Virgin Islands Public Television System, otherwise known as WTJX, was established by Act 2364, by the Seventh Legislature of the Virgin Islands.

For over 40 years, WTJX has provided quality television to the people of the Virgin Islands and enriched lives, stimulated thinking, and increased public understanding of our complex world. By converting to digital technology, WTJX ensures that our culturally and socially diverse audience has access to free, locally-based, enriching programs and education services.

As are all Public Television Stations, the Virgin Islands Public Television System is eligible for funds from the Corporation for Public Broadcasting (CPB), which is a private corporation created by the Federal government. It is the largest single source of funding for television and radio programming. The Virgin Islands Public Television System is regulated by the Federal Communication Commission (FCC). WTJX is an affiliate of the Public Broadcasting Service (PBS), a private, non-profit media enterprise, which is owned and operated by member stations. PBS produces and distributes rich, high-quality, television programs. The Government of the Virgin Islands' Executive and Legislative Branches, which appropriates and allots 85% of funds for WTJX's operation, exercise some oversight.

WTJX-TV Channel 12 is managed by a Board of Directors. The Chief Executive Officer is Ms. Tanya-Marie Singh, who is responsible for the day-to-day operation of the System. The following are the current board members of the Virgin Islands Public Television System:

- |                                    |                                 |
|------------------------------------|---------------------------------|
| 1) Jose Raul Carrillo, Chairman;   | 6) Dr. David Hall, Member;      |
| 2) George Moore, Vice Chairman;    | 7) Dr. Sharon McCollum, Member; |
| 3) James A.D. Francis, Treasurer;  | 8) Nandi Sekou, Member;         |
| 4) Dr. Eugene Petersen, Secretary; | 9) Kimberly Jones, Member;      |
| 5) Dr. Laverne E. Ragster, Member; | 10) Nellon Bowry, Member.       |



## Election System of the Virgin Islands

The Election System of the Virgin Islands (ESVI) was created through Act No. 936 on February 20, 1963, by the Legislature of the Virgin Islands. The authority for the Election System of the Virgin Islands is derived from Title 18 of the Virgin Islands Code. The statute establishes the organizational structure of the Agency, which is comprised of four divisions: Joint Boards of Elections, St. Thomas-St. John District Board of Elections, St. Croix District Board of Elections, and the Office of the Supervisor of Elections. Each District Board of Elections consists of seven (7) members elected from the respective districts for a four (4) year term; the St. Thomas-St. John District must include two (2) members who reside on the island of St. John. The Boards are the policy making bodies of the Election System of the Virgin Islands.

The following are current members of the Joint and District Boards:

- |   |  |
|---|--|
| 1) Liliana Belardo de O'Neal, Chairwoman (St. Croix);   | 7) Raymond Williams, Member (St. Croix);                                   |
| 2) Lisa Harris-Moorehead, Member/Vice Chairman (Joint Boards) Acting Vice Chair District (St. Croix); | 8) Arturo Watlington, Jr., Secretary Joint Board/Chairperson (St. Thomas); |
| 3) Glen Webster, Secretary (St. Croix);   | 9) Lydia Hendricks, Vice Chair (St. Thomas);                               |
| 4) Adelbert M. Bryan, Member (St. Croix);   | 10) Carla Joseph, Secretary (St. Thomas);                                  |
| 5) Roland Moolenaar, Member (St. Croix);  | 11) Lawrence Boschulte, Member (St. Thomas);                               |
| 6) Barbara Jackson McIntosh, Member (St. Croix);  | 12) Diane Magras, Member (St. Thomas);                                     |
|   | 13) Ivy Moses, Member (St. John);  |
|   | 14) Alecia M. Wells, Member Joint Chairperson (St. John).                  |

The Supervisor of Elections is Ms. Caroline Fawkes.



## Hospital and Health Facilities Corporation

Hospital & Health Facilities Corporation

In accordance with Act No. 6012, as amended by Act No. 6279, the Virgin Islands Government Hospital and Health Facilities Corporation was established to ensure that quality, comprehensive health care is available to residents and visitors throughout the territory. The Corporation, whose authority was expanded to incorporate the functions of human resources, the procurement of goods and/or services, and the financial management of the Hospital Revolving Fund, is committed to providing effective, affordable quality health care by implementing a new management structure that preserves decentralized control over health care facilities, yet incorporates the benefits of territory-wide planning and coordination.



## Schneider Regional Medical Center

The Schneider Regional Medical Center (SRMC) is a semi-autonomous agency within the Virgin Islands Government. Our facilities include the Roy Lester Schneider Hospital, the Charlotte Kimelman Cancer Institute, and the Myrah Keating Smith Community Health Center on St. John.

SRMC's hospital is a 169-bed, licensed facility that offers a plethora of services. The Cancer Institute has advanced technology in cancer detection and treatment, and the Myrah Keating Smith Community Center provides a variety of primary health care services and is the only health center on St. John that offers 24-hour urgent care, seven (7) days a week. SRMC has a solid base of highly skilled and qualified physicians, surgeons, and clinical practitioners committed to providing optimal care. SRMC is exploring opportunities to expand its services at all three (3) facilities and add new technology to further enhance the quality of care we provide, such as digital mammography, pacemaker insertions, surgical ablations (as an alternative to total hysterectomies), and electroconvulsive therapy.



## **Governor Juan F. Luis Hospital and Medical Center**

The Governor Juan F. Luis Hospital's mission is to drive the improvement of the health of those we serve, while exemplifying compassion and respect.

All hospital personnel integral parts of a team that encourages innovation and single-minded dedication to improving the health of those we serve. We pledge to improve the quality of healthcare through a disciplined approach involving a significant investment of commitment, time, capital, and collaboration. In future years, we will attract and retain first-rate team members who will achieve extraordinary results for those who we serve. The quality of our customer service will attract patients and physicians as we continually improve our skills, services, methods and products to ensure enduring results.

JFLH's core responsibilities are:

- To deliver healthcare services of exceptional quality and value
- To create an environment of teamwork that bolsters employee morale
- To recognize and continually develop and encourage partnerships with employees, volunteers, patients, physicians, and other providers
- To generate sufficient profits for our health system to continually improve our ability to provide quality care
- To value and promote respect for and between our patients, their families, physicians, team members, and community
- To foster a strong bond between our community and team members
- To nurture, encourage, and celebrate the growth of our health system
- To continuously develop, research, and implement innovative and efficient healthcare products and services



## **Office of the Virgin Islands inspector General**

The Virgin Islands Inspector General's Office, formerly the Virgin Islands Bureau of Audit and Control, was created on December 14, 1999, with the passage by the Virgin Islands Legislature of Act No. 6333. As a separate, independent agency of the Government of the Virgin Islands, the Virgin Islands Inspector General's Office functions as the major auditing arm of the Government. Act No. 6333 gave the Virgin Islands Inspector General's Office additional responsibilities to: a) conduct audits, inspections and investigations of programs and operations of the Virgin Islands Government; b) provide leadership in coordinating and recommending policies to promote economy, efficiency and effectiveness in the operations of the Virgin Islands Government; c) investigate and recommend policies to prevent fraud, waste and abuse; d) refer



criminal conduct to the Attorney General for criminal action; and, e) bring monetary losses to the attention of the Attorney General for appropriate recovery by civil suit.

The audit and investigative authority of the Virgin Islands Inspector General's Office extends to all three branches of the Virgin Islands Government, including the semi-autonomous and autonomous instrumentalities. The law requires that audits be performed in accordance with standards established by the United States General Accounting Office and the American Institute of Certified Public Accountants.



## Virgin Islands Waste Management Authority

The Virgin Islands Waste Management Authority (VIWMA) was created in January 2004 by the 25<sup>th</sup> Legislature of the Virgin Islands to provide solid waste and waste water management services to the people of the United States Virgin Islands. Act No. 6638 established the VIWMA as a non-profit, public body, corporate and politic, of the Government of the Virgin Islands (GVI). It is constituted as an autonomous instrumentality of the GVI with a Governing Board of Directors comprised of seven (7) members, three (3) from the public sector and four (4) from the private sector. The following five Board Members currently serve: Valdamier O. Collens, Acting Chairman; Norbert Rosado, Acting Secretary; LaVerne Ragster, Member; and Gustave James, Member.

The VIWMA provides solid waste collection and disposal services to residential and governmental customers throughout the Territory. Commercial customers must collect and dispose of their solid waste. VIWMA provides waste water collection, treatment, and disposal services to residential, governmental, and commercial customers connected to the public sewer system.



## Virgin Islands Board of Education

The Virgin Islands Board of Education was established almost sixty-five (65) years ago to oversee specific functions in education. These functions include, but are not limited to, the following:

- 1) Oversight of the Territorial Scholarship/Loan Program;
- 2) Oversight of Special Legislative Grants;
- 3) Oversight of federal monies in the Department of Education;
- 4) Certification of education professionals;
- 5) Initiation and revision of educational policies; and
- 6) Oversight of school plants and facilities.

The Board consists of nine (9) elected members, four (4) from the St. Thomas/St. John District, four (4) from the St. Croix District, and one (1) member-at-large from the island of St. John. Current Board Members are as follows:

- |   |   |
|---|---|
| 1) Winona A. Hendricks, St. Croix District;           | 6) Arah C. Lockhart, St. Thomas/St. John District;  |
| 2) Mary L. Moorhead, St. Croix District;              | 7) Nandi Sekou, Esq., St. Thomas/St. John District; |
| 3) Terrence T. Joseph, St. Croix District;            | 8) LaVerne Slack, St. Thomas/St. John District;     |
| 4) Martial Webster, Esq., St. Croix District;         | and   |
| 5) Judy M. Gomez, Esq., St. Thomas/St. John District; | 9) Oswin Sewer, Sr., Member-At-Large.               |



## Virgin Islands Career and Technical Board

The Virgin Islands Career and Technical Board (VICTEB) was established in 1950 by Title 17, Chapter 23, Subchapter I, Subsection 261 and 262. The VICTEB is responsible for the administration of all Career and technical Education (CTE) programs in the territory's schools. Teacher Certification is also the responsibility of the VICTEB along with the approval of all Private CTE schools or programs in the Virgin Islands.

There are three (3) units within VICTEB. The Executive Office implements the VICTEB's initiatives and has oversight of Scholarships. Financial Management has oversight of the Board's accounting and budget management; and the Administrative Office processes and documents information, to include data collection and dissemination.

VICTEB is comprised of five (5) members:

1. Daniel P McIntosh: Board Chairman (St. Croix District);
2. Ilene Garner: Vice Chairperson (St. Thomas District);
3. Ronnie Jones: Treasurer (St. John);
4. Adlyn Williams: Secretary (St. Thomas District); and
5. Eddie Williams: Member (St. Croix District).



## University of the Virgin Islands

The University was opened in July, 1963, with a campus on St. Thomas consisting of 175 acres of land previously occupied by a Navy Department installation and deeded to the University by the federal government for educational purposes. Two types of programs, a liberal arts program and occupational program, were offered leading to an associate in arts degree. To provide educational opportunities for the residents of St. Croix at the University level, an evening program was established in October 1964 on a 125 acre campus obtained from the federal government.

The University of the Virgin Islands (UVI) is a public liberal arts-based Masters II university, a Historically Black College and University and a Land-Grant institution. UVI has a combined enrollment of approximately 2,500 full-time, part-time and graduate students on its two campuses, St. Thomas and St. Croix. It continues to offer a high quality, affordable liberal arts education and professional programs in a culturally diverse environment. The University's objective is to be recognized as the leading American institution of higher learning in the Caribbean.

The University is currently governed by an 18 member Board of Directors. The Board members are:

- 1) Governor Kenneth E. Mapp, Honorary Chairman;
- 2) Henry C. Smock, Esq., Chairman;
- 3) Alexander Moorhead, Vice Chairman;
- 4) Dr. David Hall, Secretary;
- 5) Dr. Sharon McCollum, Member;
- 6) Nandi Sekou, Esq., Member;
- 7) Wendy Aurelien, Member;
- 8) Jacqueline A. Sprauve, Member;
- 9) Carol Fulp, Member;
- 10) Jennifer Nugent-Hill, Member;
- 11) Patricia D. Steele, Member;
- 12) Luz Suarez de Highfield, Member;
- 13) Gwendolyn Adams Norton, Member;
- 14) Edward E. Thomas, Member;
- 15) Dr. Yvonne E. L. Thraen, Member;
- 16) Dr. Aletha Baumann, Member;
- 17) Sinclair L. Wilkinson; and
- 18) Dr. Wesley S. Williams, Jr.

In 2009, Dr. David Hall was named the fifth president of the University of the Virgin Islands.



# **ENABLING LEGISLATION**

**BILL NO. 31 - \_\_\_\_\_**  
**THIRTY-FIRST LEGISLATURE OF THE UNITED STATES VIRGIN ISLANDS**  
**REGULAR SESSION**  
**2015**

An Act amending title 33, Virgin Islands Code, chapters 3 and 111 to revive and increase the schedule of rates for excise taxes for certain products, and to revive the Antilitter and Beautification Fund.

**PROPOSED BY:** The Virgin Islands Waste Management Authority

***Be It Enacted By The Legislature Of The United States Virgin Islands:***

**SECTION 1.** Virgin Islands Code Title 33, Chapter 3, Section 42 is amended by adding subsection (f) to read as follows:

“The herein specified portions of excise taxes on goods in the following categories which are more completely described in subsection (a) of this section, are designated advance disposal fees under Title 19, sections 1552(b) and 1553(i)(1), Virgin Islands Code, for the antilitter and beautification programs of the Waste Management Authority and shall be deposited into the Antilitter and Beautification Fund established pursuant to Title 33, section 3079, Virgin Islands Code, within 15 days after their receipt by the Bureau of Internal Revenue.

1. Under item I-Beers of foreign manufacturer, per case of 24-12 ounce containers or the equivalent.....\$0.58 per case;
2. Under item I-Beers manufactured in the United States, per case of 24-12 ounce containers or the equivalent.....\$0.58 per case;
3. Under item VI-all other articles, goods, merchandise and commodities other than those listed as exempt under the subsection (e) of this section.....\$1.2% of value; and
4. Under item VIII-Carbonated drinks, per case of 24-12 ounce containers or equivalent.....\$0.43 per case.”

**SECTION 2.** Virgin Islands Code Title 33, Chapter 3, Section 42 is amended by adding the proposed fee increases as follows, beginning October 1 and each year thereafter:

Description of Categories Designated as Advance Disposal Fees	Current Fees	Proposed Fee Increase FY 2016	Proposed Fee Increase FY 2017	Proposed Fee Increase FY 2018	Proposed Fee Increase FY 2019	Proposed Fee Increase FY 2020
Under Item I - Beers of foreign manufacture, per case of 24-12 ounce containers or the equivalent	\$.48 per case	\$.58 per case	\$.68 per case	\$.78 per case	\$.88 per case	\$.98 per case
Under Item I - Beers manufactured in the United States, per case of 24-12 ounce containers or the equivalent	\$.48 per case	\$.58 per case	\$.68 per case	\$.78 per case	\$.88 per case	\$.98 per case
Under Item VI - all other articles, goods, merchandise and commodities other than those listed as exempt under subsection (e) of this Section	1 % of Value	1.2 % of Value	1.4 % of Value	1.6 % of Value	1.8 % of Value	2 % of Value
Under Item VIII - Carbonated drinks, per case of 24-12 ounce containers or equivalent	\$.36 per case	\$.43 per case	\$.50 per case	\$.57 per case	\$.64 per case	\$.72 per case

### **BILL SUMMARY**

Act No. 7536 re-established the Antilitter and Beautification Fund and nullified the repeal of Act No. 6638. Prior to its repeal, the Fund was replenished each fiscal year through Title 33, section 42(f), which listed the rate and portion of the excise tax, as applied to certain goods, that would later be deposited into the Fund for the benefit of the Antilitter and Beautification Commission. The Waste Management Authority assumed responsibilities for antilitter and beautification programs for the Territory, and continues to receive support for those programs through revenues generated by the excise tax on certain goods. Waste Management Authority's enabling legislation called for the repeal of Title 33, section 42(f), but that repeal was contingent on the first deposit of moneys from the Environmental User Fee in accordance with section 7(f) of Act No. 6638. The first deposit never occurred, because the Environmental User Fee was repealed under Action No. 6977, section 12, before the fee was imposed throughout the Territory. The effect of this omission renders the mechanism by which the Fund was replenished under Title 33, section 42(f) intact. The Waste Management Authority continues to receive revenues from the previously codified statutory framework. This bill seeks to revive that statutory framework that exists functionally and the Fund that makes it possible for the Waste Management Authority to carry out the antilitter and beautification programs for the Territory.

**BILL NO. 31 - \_\_\_\_\_**  
**THIRTY-FIRST LEGISLATURE OF THE UNITED STATES VIRGIN ISLANDS**  
**REGULAR SESSION**  
**2015**

To amend Title 33, to increase the hotel room tax

---

**RECOMMENDED BY THE GOVERNOR**

---

**BE IT ENACTED** by the Legislature of the United States Virgin Islands:

Section 1. Title 33 Virgin Islands Code, Chapter 3, Section 54(b)(1) is amended by deleting "10 percent (10%)" and inserting "12 percent (12%)"

**EXPLANATION**

The purpose of this Act is to increase the revenues for the Tourism Advertising Revolving Fund, established for the purpose of advertising/marketing the Virgin Islands and the marine industry, thereby decreasing any future obligations from the General Fund.

**BILL NO. 31 - \_\_\_\_\_**  
**THIRTY-FIRST LEGISLATURE OF THE UNITED STATES VIRGIN ISLANDS**  
**REGULAR SESSION**  
**2015**

To require all fuel tax collections to be deposited into the Transportation Trust Fund.

---

PROPOSED BY: THE GOVERNOR

---

***Be It Enacted By The Legislature Of The Virgin Islands:***

**SECTION 1.** Title 33 Virgin Islands Code, Chapter 111, Section 3039(a), is repealed in its entirety and amended to read as follows: All fuel taxes collected shall be deposited into the Transportation Trust Fund.

**BILL SUMMARY**

The purpose of this measure is to require all fuel tax collections to be deposited into the Transportation Trust Fund.

**BILL NO. 31 - \_\_\_\_\_**  
**THIRTY-FIRST LEGISLATURE OF THE UNITED STATES VIRGIN ISLANDS**  
**REGULAR SESSION**  
**2015**

An Act extending the sunset provision of Act No. 7342 that reduced the mandatory statutory balance of the Insurance Guaranty Fund

---

**RECOMMENDED BY THE GOVERNOR**

---

***BE IT ENACTED** by the Legislature of the United States Virgin Islands:*

**SECTION 1.** Notwithstanding any law to the contrary, Act No. 7342, Section 2(b) is hereby amended by deleting "2015" and inserting "2017".

**BILL SUMMARY**

The bill seeks to extend the sunset provision from September 30, 2015 to September 30, 2017 within Act No. 7342 which reduced the mandatory statutory balance of the Insurance Guaranty Fund.

# **GLOSSARIES**

## Description of Federal Grants Acronyms

<b>AAI</b>	All Appropriate Inquiries	<b>DAV</b>	Disabled American Veteran
<b>ABD</b>	Aged, Blind, and Disabled	<b>DEP</b>	Division of Environmental Protection
<b>ACA</b>	Affordable Care Act	<b>DFW</b>	Division of Fish and Wildlife
<b>ACBO</b>	Association of Caribbean Beekeepers Organizations	<b>DHS</b>	Department of Homeland Security
<b>ACRES</b>	Assessment Cleanup and Redevelopment Exchange System	<b>DHS</b>	Department of Human Services
<b>ACF</b>	Administration For Children and Families	<b>DHHS</b>	Department of Health and Human Services
<b>ADA</b>	American with Disabilities Act	<b>DOD</b>	Department of Defense
<b>ADAP</b>	Aids Drugs Assistance Program	<b>DL</b>	Driver's Licenses
<b>ADT</b>	Animal Disease Traceability	<b>DLAM</b>	Division of Libraries, Archives and Museums
<b>AES</b>	Agriculture Experiment Station	<b>DLCA</b>	Department of Licensing and Consumer Affairs
<b>AED</b>	Automated External Defibrillators	<b>DMC</b>	Disproportionate Minority Contract
<b>AFDC</b>	Aid to Families with Dependent Children	<b>DPP</b>	Department of Property and Procurement
<b>AIDS</b>	Acquired Immunodeficiency Virus Syndrome	<b>DOA</b>	Department of Agriculture
<b>ALP</b>	Acceptable Level of Performance	<b>DOE</b>	Department of Education
<b>AP</b>	Advanced Placement	<b>DOH</b>	Department of Health
<b>AQS</b>	Air Quality Standards	<b>DOI</b>	U.S. Department of Interior
<b>AR</b>	Administrative Review	<b>DOJ</b>	Department of Justice
<b>ARIDE</b>	Advanced Roadside Impaired Driving Enforcement	<b>DOL</b>	Department of Labor
<b>ARNG</b>	Army Reserve National Guard	<b>DOT/FHWA</b>	Department of Transportation's Federal Highway Administration
<b>ARRA</b>	American Recovery and Reinvestment Act	<b>DOT/FTA</b>	Department of Transportation's Federal Transit Administration
<b>ASBCA</b>	Armed Services Board of Contract Appeals	<b>DPNR</b>	Department of Planning and Natural Resources
<b>ASSP</b>	After School Snack Program	<b>DPW</b>	Department of Public Works
<b>ATP</b>	Authorization to Proceed	<b>DSO</b>	Disinstitutionalization of State Offenders
<b>BER</b>	Bureau of Economic Research	<b>DSPR</b>	Department of Sports, Parks, and Recreation
<b>BIPs</b>	Behavior Intervention Plans	<b>DTO</b>	Drug Trafficking Organizations
<b>BIT</b>	Bureau of Information Technology	<b>DUI</b>	Driving Under the Influence
<b>BJA</b>	Bureau of Justice Assistance	<b>DVOP</b>	Disabled Veterans Outreach Program
<b>BJS</b>	Bureau of Justice Statistics	<b>DWI</b>	Driving While Impaired
<b>BLS</b>	Bureau of Labor Statistics	<b>DWSRF</b>	Drinking Water State Revolving Fund
<b>BMV</b>	Bureau of Motor Vehicles	<b>EAID</b>	Election Assistance for Individuals with Disabilities
<b>BOC</b>	Bureau of Corrections	<b>EBC</b>	Extended Benefit Compensation
<b>BPC</b>	Benefit Payment Control	<b>ECAC</b>	Early Childhood Advisory Committee
<b>BSE</b>	Baseline Special Evaluation	<b>ECAP</b>	Energy Crisis Assistance Program
<b>CACFP</b>	Child and Adult Care Food Program	<b>ECCS</b>	Early Childhood Comprehensive System
<b>CAA</b>	Clean Air Act	<b>ECR</b>	Electronic Crash Reporting
<b>CACGP</b>	College Access Challenge Grant Program	<b>EDA</b>	U.S. Economic Development Administration
<b>CAPS</b>	Cooperative Agreement Pest Survey	<b>ED&amp;A</b>	Department of Economic Development & Agriculture
<b>CCVI</b>	Catholic Charities of the Virgin Islands	<b>EDIN</b>	Energy Development in Island Nation
<b>CDC</b>	Centers for Disease Control and Prevention	<b>EDM</b>	Electronic Document Management
<b>CDL</b>	Commercial Driver's Licenses	<b>EECBG</b>	Energy Efficiency and Conservation Block Grant
<b>CDTI</b>	Clean Diesel Technologies, Inc	<b>EEMP</b>	East End Marine Park
<b>CERCLA</b>	Comprehensive Environmental Response Compensation and Liability Act	<b>EID</b>	Emergency Infections Disease
<b>CFLs</b>	Compact Florescent Light Bulbs	<b>EEZ</b>	Exclusive Economic Zone
<b>CFR</b>	Code of Federal Regulations	<b>EFC</b>	Expected Family Contribution
<b>CIL</b>	Cash In-Lieu	<b>EFLHD</b>	Eastern Federal Lands Highway Division
<b>CMS</b>	Center for Medicare and Medicaid Services	<b>EHRs</b>	Electronic Health Records
<b>CMV</b>	Commercial Motor Vehicle	<b>EIP</b>	Emerging Infections Program
<b>CN</b>	Child Nutrition	<b>ELC</b>	Epidemiology and Laboratory Capacity
<b>CO</b>	Correctional Officers	<b>ELL</b>	English Language Learning
<b>COPS</b>	Community Oriented Policing	<b>EMS</b>	Emergency Medical Services
<b>CPHA</b>	Caribbean Public Health Agency	<b>EMSC</b>	Emergency Medical Services for Children
<b>CPS</b>	Child Passenger Safety	<b>EMSPCR</b>	Emergency Medical Services Patient Care Reporting
<b>CRCP</b>	Coral Reef Conservation Programs	<b>EMT</b>	Emergency Medical Technicians
<b>CRI</b>	Coral Reef Initiative	<b>EFAME</b>	Enhanced Federal Annual Monitoring Evaluation
<b>CSHCN</b>	Children with Special Health Care Needs	<b>EPA</b>	Environmental Protection Agency
<b>CSENet</b>	Child Support Enforcement Network	<b>ERG</b>	Expense Reimbursement Grants
<b>CSTARS</b>	Child Support Territorial Automated Reporting System	<b>ERP</b>	Enterprise Resource Planning
<b>CTS</b>	Consolidated Technology Solutions-America	<b>ESGR</b>	Re-Employment Support of Guard and Reserve
<b>CQI</b>	Continuous Quality Improvement	<b>ESL</b>	English as a Second Language
<b>CVSP</b>	Commercial Vehicle Safety Plan	<b>ESS</b>	Electronic Security System
<b>CWA</b>	Clean Water Act	<b>EUC</b>	Extended Benefit Compensation
<b>CY</b>	Calendar Year	<b>EUDL</b>	Enforcing Underage Drinking Laws
<b>CZM</b>	Coastal Zone Management	<b>FAD</b>	Fish Aggregating Devices
<b>DAHP</b>	Division of Archeology and Historic Preservation	<b>FASA</b>	Free Application for Federal Student Aid



## Description of Federal Grants Acronyms

<b>FAME</b>	Federal Annual Monitoring Evaluation	<b>NAAQS</b>	National Ambient Air Quality Standards
<b>FAS</b>	Fetal Alcohol Syndrome	<b>NCHIP</b>	National Criminal History Improvement Program
<b>FBI</b>	Federal Bureau of Investigation	<b>NCIC</b>	National Crime Information Center
<b>FDA</b>	U.S. Food and Drug Administration	<b>NCP</b>	Non-Custodial Parents
<b>FEMA</b>	Federal Emergency Management Agency	<b>NDNH</b>	National Directory of New Hires
<b>FFP</b>	Federal Financial Participation	<b>NFP</b>	Nurse Family Partnership
<b>FFVP</b>	Fresh Fruits and Vegetable Program	<b>NGB</b>	National Guard Bureau
<b>FGP</b>	Foster Grandparents Program	<b>NEMSIS</b>	National Emergency Medical Service Information System
<b>FHWA</b>	Federal Highway Administration	<b>NFAs</b>	No further Actions
<b>FMCSA</b>	Federal Motor Carrier Safety Administration	<b>NHTSA</b>	National Highway Traffic Safety Administration
<b>FNS</b>	Food and Nutrition Services	<b>NMFS</b>	National Marine Fisheries Service
<b>FQHC</b>	Federally Qualified Health Centers	<b>NOAA</b>	National Oceanic and Atmospheric Administration
<b>FSA</b>	Farm Service Agency	<b>NOI</b>	Notice of Intent
<b>FSCC</b>	Forest Stewardship Coordinating Committee	<b>NOV</b>	Notice of Violations
<b>FY</b>	Fiscal Year	<b>NPS</b>	National Park Services
<b>GED</b>	General Educational Development	<b>NPS</b>	Nonpoint Source
<b>GGCF</b>	Golden Grove Correctional Facility	<b>NRCS</b>	Natural Resource Conservation Service
<b>GVI</b>	Government of the Virgin Islands	<b>NSA</b>	Nutrition Services Administration
<b>HHFKA</b>	Healthy, Hunger-Free Kids Act	<b>NSLP</b>	National School Lunch Program
<b>HFA</b>	Health Families America	<b>OCSE</b>	Office of Child Support Enforcement
<b>HIE</b>	Health Information Exchange	<b>OAG</b>	Office of the Attorney General
<b>HIDTA</b>	High Intensity Drug Trafficking Areas	<b>OB</b>	Older Blind
<b>HIV/AIDS</b>	Human Immunodeficiency Virus/Acquired Immune Deficiency Syndrome	<b>OHS</b>	Office of Highway Safety
<b>HPF</b>	Historic Preservation Fund	<b>OIA</b>	Office of Insular Affairs
<b>HPP</b>	Hospital Preparedness Program	<b>OIG</b>	Office of Inspector General
<b>HRSA</b>	Health Resources and Services Administration	<b>OMB</b>	Office of Management and Budget
<b>IDEA</b>	Individuals with Disabilities Education Act	<b>ONDCP</b>	Office of National Drug Control Policy
<b>IEP</b>	Individual Educational Plans	<b>OOG</b>	Office of the Governor
<b>IHSIS</b>	Improvement Hearing Screening and Intervention System	<b>OSHA</b>	Occupational Safety and Health Administration
<b>IITF</b>	International Institute of Tropical Forestry	<b>OSHS</b>	Occupational Safety and Health Statistics
<b>IMLS</b>	Institute of Museum and Library Services	<b>OTAG</b>	Office of the Adjutant General
<b>ITS</b>	Intelligent Transportation System	<b>OTPD</b>	Office of the Territorial Public Defender
<b>IVR</b>	Interactive Voice Response	<b>OVC</b>	Office for Victims of Crime
<b>IUPs</b>	Intended Use Plans	<b>OVW</b>	Office on Violence Against Women
<b>JABG</b>	Juvenile Accountability Block Grant	<b>PADDP</b>	Public Access Defibrillation Demonstration
<b>JAG</b>	Byrne/Justice Assistance Grant	<b>PAHO</b>	Pan American Health Organization
<b>JEa</b>	Joint Enforcement Agreement	<b>PPHF</b>	Prevention and Public Health Fund
<b>JFJ</b>	John R. Justice	<b>P&amp;P</b>	Property and Procurement
<b>JFHQ</b>	Joint Force Headquarters	<b>PAHPRA</b>	Pandemic and All-Hazards Preparedness Reauthorization Act
<b>JICMS</b>	Joint Institute for Caribbean Marine Studies	<b>PATH</b>	Projects for Assistance in Transition from Homelessness
<b>JJDP</b>	Juvenile Justice and Delinquency Prevention	<b>PBS</b>	Public Broadcasting System
<b>JOBS</b>	Job Opportunity and Basic Skills Training	<b>PCR</b>	Patient Care Report
<b>LAP</b>	Language Accomplishment Profile	<b>PCSD</b>	Paternity & Child Support Division
<b>LBJ</b>	Lyndon Baines Johnson	<b>PFL</b>	Prime For Life
<b>LEPC</b>	Law Enforcement Planning Commission	<b>PHEP</b>	Public Health Emergency Preparedness
<b>LGO</b>	Office of the Lieutenant Governor	<b>PHIN</b>	Public Health Information Network
<b>LIEAP</b>	Light, Energy, Heating, Assistance Program	<b>PI&amp;E</b>	Public Information and Education
<b>LMI</b>	Labor Market Information	<b>PPG</b>	Performance Partnership Grant
<b>LRE</b>	Least Restrictive Environment	<b>PR/USVIHIDTA</b>	Puerto Rico /Virgin Islands High Intensity Drug-Trafficking Area
<b>LSTA</b>	Library Services and Technology Act	<b>PSA</b>	Public Service Announcements
<b>LUST</b>	Leaking Underground Storage Tank	<b>PTTI</b>	Petroleum Tank Training Institute
<b>LVER</b>	Local Veterans Employment Representative	<b>PVC</b>	Polyvinyl Chloride
<b>LWCF</b>	Land & Water Conservation Fund	<b>PWS</b>	Public Water Systems
<b>MAI</b>	Minority Aids Initiative	<b>PWSS</b>	Public Water System Supervision Program
<b>NANI</b>	Newborn Admission Notification Information	<b>QA</b>	Quality Assurance
<b>MAP</b>	Medical Assistance Program	<b>QLH</b>	Queen Louise Home
<b>MCA</b>	Master Cooperative Agreement	<b>RCAC</b>	Rural Community Assistance Corporation
<b>MCSAP</b>	Motor Carrier Safety Assistance Program	<b>RCCI</b>	Residential Child Care Institutions
<b>MCH</b>	Maternal and Child Health	<b>RCRA</b>	Resource Conservation and Recovery Act
<b>MCHB</b>	Maternal Child Health Bureau	<b>RD</b>	Rural Development
<b>MCH-CC</b>	Maternal Child Health and Child Care	<b>REA</b>	Reemployment and Eligibility Assessment
<b>MLO</b>	Money Laundering Organizations	<b>REAL ID</b>	Real Identification
<b>MMIS</b>	Medicaid Management Information System	<b>RFP</b>	Request for Proposal
<b>MOE</b>	Maintenance of Effort	<b>RSAT</b>	Residential Substance Abuse Treatment
<b>MOU</b>	Memorandum of Understanding	<b>RSVP</b>	Retired and Senior Volunteer Program
<b>MREC</b>	Marine Research and Education Center	<b>RTI</b>	Regional Training Institute

## Description of Federal Grants Acronyms

<b>SAC</b>	Statistical Analysis Centers	<b>USDOT</b>	U.S. Department of Transportation
<b>SAE</b>	State Administrative Expense	<b>USFWS</b>	United States Fish and Wildlife Services
<b>SAF</b>	State Administrative Fund	<b>UST</b>	Underground Storage Tank
<b>SAM</b>	System for Award Management	<b>USVI</b>	United States Virgin Islands
<b>SAMHSA</b>	Substance Abuse and Mental Health Services Administration	<b>UVI</b>	University of the Virgin Islands
<b>SBP</b>	School Breakfast Program	<b>VA</b>	Veterans Affairs
<b>SBR</b>	Supplemental Budget Requests	<b>VAWA</b>	Violence Against Women Act
<b>SBS</b>	State Based Systems	<b>VCP</b>	Volunteer Clean-up Program
<b>SCAAP</b>	State Criminal Alien Assistance Program	<b>VFC</b>	Vaccine For Children
<b>SCORP</b>	State-wide Comprehensive Outdoor Recreation Plan	<b>VI</b>	Virgin Islands
<b>SCSEP</b>	Senior Community Service Employment Program	<b>VI R&amp;R</b>	Virgin Islands Rules and Regulations
<b>SDNH</b>	State Directory of New Hires	<b>VIC</b>	Virgin Islands Code
<b>SDWA</b>	Safe Drinking Water Act	<b>VIDE</b>	Virgin Islands Department of Education
<b>SEA</b>	St. Croix Environmental Association	<b>VIDOA</b>	Virgin Islands Department of Agriculture
<b>SEAMAP</b>	South East Area Monitoring and Assessment Program	<b>VIDOJ</b>	Virgin Islands Department of Justice
<b>SEP</b>	State Energy Program	<b>VIDOL</b>	Virgin Islands Department of Labor
<b>SFSP</b>	Summer Food Service Program	<b>VIDOSH</b>	Virgin Islands Division of Occupational Safety and Health
<b>SFSP-SAF</b>	Summer Food Service Program State Administrative Fund	<b>VIEMS</b>	Virgin Islands Emergency Medical Services
<b>SLAA</b>	State Library Administrative Agencies	<b>VIEO</b>	Virgin Islands Energy Office
<b>SLIGP</b>	State and Local Implementation Grant Program	<b>VIFS</b>	Virgin Islands Fire Services
<b>SMP</b>	Senior Medicare Patrol	<b>VIFPP</b>	Virgin Islands Family Planning Program
<b>SMP</b>	Special Milk Program	<b>VING</b>	Virgin Islands National Guard
<b>SNAP</b>	Supplemental Nutrition Assistance Program	<b>VIOHS</b>	Virgin Islands Office of Highway Safety
<b>SNS</b>	Strategic National Stockpile	<b>VIPCR</b>	Virgin Islands Patient Care Report
<b>SNP</b>	Special Nutrition Program	<b>VIPA</b>	Virgin Islands Port Authority
<b>SOC</b>	Significant Operational Compliance	<b>VIPD</b>	Virgin Islands Police Department
<b>SORNA</b>	Sex Offender Registration and Notification Act	<b>VIPLS</b>	Virgin Islands Public Library System
<b>STTMOI</b>	St. Thomas Major Organization Investigations	<b>VISHPO</b>	Virgin Islands State Historic Preservation Office
<b>SPFSIG</b>	Strategic Prevention Framework State Incentive	<b>VITAX</b>	Virgin Islands Tax (System)
<b>SSDI</b>	State Systems Development Initiative	<b>VITEMA</b>	Virgin Islands Territorial Emergency Management Agency
<b>SY</b>	School Year	<b>VITRCC</b>	Virgin Island Traffic Records Coordinating Committee
<b>SHIP</b>	State Health Insurance Assistance Program	<b>VIWMA</b>	Virgin Islands Waste Management Authority
<b>SSI</b>	Social Security Insurance	<b>VR</b>	Vocational Rehabilitation
<b>SSP</b>	State Services Portal	<b>VRAP</b>	Veteran Reintegration Assistance Program
<b>STAG</b>	Supplemental Territorial Assistance Grant	<b>VR</b>	Vocational Rehabilitation
<b>STD</b>	Sexually Transmitted Disease	<b>VS</b>	Veterinary Services
<b>STEER</b>	St. Thomas East End Reserves	<b>WAP</b>	Weatherization Assistance Program
<b>TANF</b>	Temporary Assistance for Needy Families	<b>WAP</b>	Wildlife Action Plan
<b>TB</b>	Tuberculosis	<b>WIA</b>	Workforce Investment Act
<b>TBT</b>	Tributyl-Tin	<b>WIC</b>	Women, Infants, and Children
<b>TEFAP</b>	The Emergency Food Assistance Program	<b>WTJX</b>	Virgin Islands Public Television
<b>TCORP</b>	Territorial-wide Comprehensive Outdoor Recreation Plan	<b>WQMP</b>	Water Quality Management Projects
<b>TIB</b>	Traffic Investigation Bureau	<b>WQX</b>	Water Quality Exchange
<b>TPDES</b>	Territorial Pollutant Discharge Elimination System	<b>YAP</b>	Youth Apprenticeship Program
<b>TRC</b>	Total Recordable Cases	<b>YRC</b>	Youth Rehabilitation Center
<b>TR</b>	Traffic Records	<b>WIA</b>	Workforce Investment Act
<b>TTSORS</b>	Tribe and Territory Sex Offender Registry System	<b>WIC</b>	Women, Infants, and Children
<b>TRCC</b>	Traffic Records Coordinating Committee	<b>WTJX</b>	Virgin Islands Public Television
<b>U&amp;CF</b>	Urban & Community Forestry	<b>WQMP</b>	Water Quality Management Projects
<b>UI</b>	Unemployment Insurance	<b>WQX</b>	Water Quality Exchange
<b>USDA</b>	United States Department of Agriculture	<b>YAP</b>	Youth Apprenticeship Program
<b>USDE</b>	United States Department of Education	<b>YRC</b>	Youth Rehabilitation Center

## Description of Funds

### Adult Education Fund

The Adult Education Fund was created pursuant to Title 17, Chapter 21, Section 242, Virgin Islands Code (VIC). All tuition fees paid by students attending evening classes shall be deposited in the Adult Education Fund. Monies shall be disbursed by the Commissioner of Finance exclusively for use of the adult education program, established and authorized by the Commissioner of Education.

### Agriculture Revolving Fund

The Agriculture Revolving Fund was created pursuant to Title 33, Chapter 111, Section 3018, VIC. The fund shall consist of all revenues derived from the sale of agricultural products, livestock feeds, fruit trees, ornamentals, animals, water, and the rental of agricultural equipment, and all revenue from the rental or lease of government-owned lands for farming. All monies pertaining to the fund shall be disbursed by the Commissioner of Finance, exclusively for the expenditure of the Department of Agriculture for the purchase of seeds, fertilizers, insecticides, fungicides, other agricultural and farm equipment, and for the production and encouragement of temporary agricultural workers for planting and reaping.

### Anti-Litter and Beautification Fund

The Anti-litter and Beautification Fund was created pursuant to Title 33, Chapter 3, Section 42, VIC. It consists of advance disposal fees required to be credited to the fund, and other amounts appropriated thereto from time to time by the Legislature. No money in the fund shall be available for expenditure except as appropriated annually by the Legislature and disbursed by the Commissioner of Finance for the following purposes: establishment of recycling programs and redemption centers; reimbursement of redemption centers, established under Title 19, Section 1557a, for sums paid in exchange for materials turned in for recycling, in an amount to be determined by the Anti-litter and Beautification Commission; roadside cleanup and beautification; removal and disposal of abandoned vehicles; increased enforcement of anti-litter laws; anti-litter educational campaigns; administration and expenses in an amount not to exceed thirteen percent of the deposits to the fund in any fiscal year; and such other purposes or activities of the Anti-litter and Beautification Commissions as are consistent with the purposes of Title 19, Chapter 56, VIC. Act No. 6638 transferred the administration of the fund to the direction of the Waste Management Authority.

### Budget Stabilization Fund

The Budget Stabilization Fund was created pursuant to Title 33, Chapter 111 Section 3100m. Its source of revenue is an annual appropriation of not less than ten million dollars or any fiscal year end surplus within the Treasury of the Virgin Islands. Funds can be transferred from the Budget Stabilization Fund for the purpose of offsetting any deficit in the General Fund at the end of a fiscal year which occurs when the sum in the General Fund is less than the appropriations during a fiscal year. Transfers can also be made to offset a temporary shortfall in the General Fund caused by lagging revenue collections or to provide emergency funding for disaster recovery in a state of emergency declared by the Governor. Any funds in excess of five percent of the total appropriations from the General Fund for the fiscal year in progress must be applied to the Government's long-term debt, unfunded pension liability, and bond indebtedness. The Commissioner of Finance shall disburse monies in the Fund upon the authorization and direction of the Director of the Office of Management and Budget. Any sum used to offset a temporary shortfall must be repaid to the Fund by the end of the fiscal year. The Commissioner of Finance and the Director of the Office of Management and Budget shall submit a report of any allocations, expenditures, and obligations to the Governor and the Legislature within sixty days after disbursement.

## Description of Funds

### Bureau of Motor Vehicles Fund

The Bureau of Motor Vehicles Fund was created pursuant to Act No. 6761, Section 232. The fund shall consist of all monies received as fees collected by the Bureau of Motor Vehicles under the provisions of Title 20, Chapter 39 of VIC, and any sums appropriated by the Legislature. Upon the certification of the Director of the Bureau of the Motor Vehicles, the Commissioner of Finance shall disburse the greater of ten percent of the fund or one million dollars for the purchasing of supplies, equipment, and personnel services, along with the operating expenses of the Bureau of Motor Vehicles.

### Business and Commercial Properties Revolving Fund

The Business and Commercial Properties Revolving Fund was created pursuant to Title 31, Chapter 21, Section 202, VIC, as a separate and distinct fund within the Treasury of the Virgin Islands. Its source of revenue is rentals and other income derived from the properties managed by the Department of Property and Procurement. There is appropriated annually from the Business and Commercial Properties Revolving Fund, funds that are necessary for the management of properties, services, materials, and other costs connected with such properties.

### Caribbean Basin Initiative Fund

The Caribbean Basin Initiative Fund was created pursuant to 26 USC (Public Law 98-67). Its source of revenue is the total excise tax revenue, collected by the U.S. Excise Tax Division on all non-US rum imported into the United States, which is annually rebated to the United States Virgin Islands. This funding is appropriated by the Legislature as a contribution to the General Fund.

### Casino Revenue Fund

The Casino Revenue Fund was created and established in the Department of Finance pursuant to Title 32 section 515 and 516(a) (1) VIC. Monies in this fund shall be appropriated exclusively for the following purposes: fifteen percent to hospitals and health; eighteen percent to education; twenty percent to the Department of Sports, Parks and Recreation; ten percent to the Department of Agriculture; five percent to tourism and casino promotion; eight percent to the Union Arbitration Award and Government Employees Increment Fund; one percent to VI Bureau of Internal Revenue; five percent to the University of the Virgin Islands; ten percent to the Casino Control Commission; five percent to Public Safety; one percent for Gambling Addiction and Education Programs; and two percent for the reconstruction and rehabilitation of two historic district towns in St. Croix.

### Central Motor Pool Fund

The Central Motor Pool Fund was created pursuant to Title 33, Chapter 111, Section 3044, VIC for the acquisition, identification, operation, maintenance, storage, supervision, control, and regulation of all of the territorial government-owned motor vehicles. It consists of all sums appropriated by the Legislature and from the proceeds of all sales of government-owned motor vehicles. The Fund shall be disbursed by the Commissioner of Finance at the direction of the Commissioner of Property and Procurement.

## Description of Funds

### Central Warehousing and Inventory Fund

The Central Warehousing and Inventory Fund was created pursuant to Title 3, Chapter 13, Section 220, VIC. The Director of the Office of Management and Budget is authorized to transfer to the Department of Property and Procurement, in whole or in part, the amount appropriated for materials, equipment or supplies in any fiscal year for any department or agency of the executive branch or any board or commission. The transfer shall be for the purpose of procurement of materials, supplies, equipment, parts, and other operating tools for all departments, agencies, boards, and commissions of the Government of the Virgin Islands. The purpose of the fund shall be to facilitate prompt payment of bulk purchases where such prompt payment will result in a discount of the purchase price. The Commissioner of Property and Procurement shall ensure a steady supply of materials, supplies, equipment, parts, and other operating tools of each department, agency, board, and commission within each fiscal year.

### Consumer Protection Fund

The Consumer Protection Fund was created pursuant to Title 33 Chapter 111, Section 3062 VIC to protect the public from fraud, confusion, deception, misrepresentation, and other fraudulent practices within the market place. It consists of all sums appropriated by the Legislature and all fines and penalties imposed by courts and the Commissioner of Licensing and Consumer Affairs for violations of the Consumer Protection Laws of Title 12A, VIC. Monies shall be disbursed by the Commissioner of Finance, upon the authorization of the Commissioner of the Department of Licensing and Consumer Affairs.

### Corporation Division Revolving Fund

The Corporation Division Revolving Fund was created pursuant to Title 33, Chapter 111, Section 3085, VIC. The fund shall consist of ten percent of the total monies collected by the Division of Corporation of the Office of the Lieutenant Governor, including ten percent of all fines, penalties, and such sums appropriated by the Legislature, all of which shall remain available until expended. Monies shall be disbursed from the fund by the Commissioner of Finance, upon the authorization and direction of the Lieutenant Governor, for the purpose of purchasing and maintaining microfilm and data processing equipment, and the purchase of related supplies and equipment, for staffing and other necessary equipment and services.

### Crime Prevention/Prosecution Fund

The Crime Prevention/Prosecution Fund was created pursuant to Title 33, Chapter 111, Section 3051, VIC for the purpose of discharging the Department of Justice's responsibility for criminal law enforcement and prosecution, and for extradition of fugitives to and from other jurisdictions. It consists of sums appropriated by the Legislature, all fines imposed by courts for violations of Title 14 of the VIC, sums collected from forfeited bail, proceeds from public sale of confiscated property and sale of donated properties, and grants and contributions specifically for the purposes of this Fund. Monies shall be disbursed by the Commissioner of Finance upon the authorization of the Attorney General.

## Description of Funds

### Crisis Intervention Fund

The Crisis Intervention Fund was created pursuant to Title 33, Chapter 111, Section 3091. It consists of monies appropriated and deposited into the Crisis Intervention Fund each year from the Caribbean Basin-Initiative Fund and the Internal Revenue Matching Fund, as authorized by law and, other sums appropriated by the Legislature. Monies shall be disbursed from the fund by the Commissioner of Finance, upon the authorization of the Commissioner of the Department of Human Services, for the purpose of funding programs relating to family and youth crisis intervention services and disbursement of grants to authorized youth organizations as provided by law. However, no more than twenty percent of the monies disbursed from the Crisis Intervention Fund shall be used for personnel services.

### Data Processing Revolving Fund

The Data Processing Revolving Fund was created pursuant to Title 33, Chapter 111, Section 3016, VIC. It consists of all monies paid or otherwise made available to the Government of the Virgin Islands for the development of Data Processing Systems, or in payment for data processing services provided to agencies and departments or instrumentalities. The Fund shall be disbursed by the Commissioner of Finance exclusively for the expenditure of the Department of Finance for any and all supplies and equipment, contractual services, and other necessary services as may be incidental thereto, for the operation and maintenance of Data Processing Services within the Department of Finance.

### Emergency Housing Fund

The Emergency Housing Fund was created pursuant to Title 21, Chapter 29, Section 206 VIC. The sum of one hundred fifty thousand dollars shall be appropriated from the General Fund of the Treasury of the Virgin Islands. The Fund shall be expended for the construction and operation of emergency housing as authorized in Sections 201-205 of Title 21, for the stimulation of private home construction through programs authorized by the Governor, and for the improvements to housing developments under the jurisdiction of the Virgin Islands Housing Finance Authority.

### Emergency Services Fund

The Emergency Services Fund was created pursuant to Title 33, Chapter 111, Section 3099, VIC and amended by Act No. 6333, Section 29. It consists of all the proceeds from the emergency surcharges added to any telephone, electrical, sewage, or other utility bill or tax schedule; grants, donations, and gifts specifically for the use set forth of this fund; and all sums appropriated by the Legislature. Monies in the Emergency Services Fund shall be expended by the Commissioner of Health, the Director of VITEMA, or the Director of Fire Services for the purchase of equipment, professional services, or supplies necessary to provide, maintain, and improve the emergency medical services, fire services, or 911 emergency services and equipment.

### Financial Services Fund

The Financial Services Fund was created pursuant to Act No. 6727, Section 15. The fund shall consist of all monies collected by the Division of Banking and Insurance of the Office of the Lieutenant Governor pursuant to Title 9, VIC, and such sums as appropriated by the Legislature, all of which remain available until expended. Monies shall be disbursed from the fund by the Commissioner of Finance, upon authorization and direction of the Lieutenant Governor, for the purpose of providing staffing and services, purchasing and maintenance of equipment, and for such other utilization as may be determined by the Banking Board of the Virgin Islands.

## Description of Funds

### Fish and Game Fund

The Fish and Game Fund was created pursuant to Title 12, Chapter 1 Section 81, VIC. It consists of all the proceeds from all hunting and firearms licenses, excise taxes on firearms, parts and ammunition, and all fines imposed by the courts for violations of the fish, game, or conservation laws. The Commissioner of Finance is directed to maintain and disburse funds upon the request of the Commissioner of Planning and Natural Resources, only for the purpose of wildlife restoration projects and in administering and enforcing fish, game, and conservation laws.

### Fire Service Emergency Fund

The Fire Service Emergency Fund was created pursuant to Title 33, Chapter 111, Section 3032, VIC. The fund shall consist of all sums appropriated thereto from time to time by the Legislature, all monies collected from inspections of buildings and premises, and all fees and charges collected for fines and charges for permits, certified copies of reports, and other services provided by the Virgin Islands Fire Service. The monies in the fund shall be disbursed by the Commissioner of Finance, upon authorization by the Director of the Virgin Islands Fire Service, for payments of extraordinary expenses incurred in fighting fires and other emergencies involving the Virgin Islands Fire Service. The fund may also be utilized for the hiring of fire inspectors and for purchasing firefighting equipment and supplies.

### Government Insurance Fund

The Government Insurance Fund was created pursuant to Title 24, Chapter 11, Section 265, VIC. It consists of all premiums received and paid into the fund by Virgin Islands employers, properties and securities acquired by the fund, and interest earned upon monies belonging to the fund. This fund shall be administered by the Commissioner of Finance and shall be used for the payment of lost wages sustained on account of injuries on the job, as well as medical expenses related thereto.

### Health Revolving Fund

The Health Revolving Fund was created pursuant to Title 33, Chapter 111, Section 3017, VIC. It consists of all revenues derived from the Department of Health, medical fees which are authorized to be charged for dental and medical services, all payments by the Department of Human Services under its contract with the Department of Health covering medical care for the aged, and all sums reimbursable to the Department of Health of the Virgin Islands from Federal Grants-in-Aid Programs, for costs of services rendered to all eligible patients receiving outpatient services from the Department. The Governor, upon the recommendation of the Director of the Office of Management and Budget, and with the approval of the Legislature or the Finance Committee of the Legislature, if the Legislature is not in session, is hereby authorized to make transfers from the Health Revolving Fund to the General Fund.

## Description of Funds

### Home for the Aged Revolving Fund

The Home for the Aged Revolving Fund was created pursuant to Title 34, Chapter 1, Section 18, VIC. The fund shall consist of all sums appropriated thereto from time to time by the Legislature, payments and contributions received from the residents of the homes or their relatives responsible by law for the residents support for the actual cost of maintaining residents at the homes, and any gifts or bequests. Monies shall be disbursed from the fund by the Commissioner of Finance, upon authorization from the Commissioner of Human Services, for the purpose of maintaining and operating the homes and also may be utilized to purchase equipment. All monies in the fund shall remain available until expended.

### Homestead and Home Loan Fund

The Homestead and Home Loan Fund was created pursuant to Title 3, Chapter 13, Section 218, VIC, for the purpose of assisting qualified applicants to construct their homes and related purposes as authorized by law. It consists of monies derived from the sale of land, interest on loans, and other monies, bonds, and other sureties which may be appropriated by the Legislature. All the monies shall be disbursed by the Commissioner of Finance.

### Indirect Costs of Grants-in-Aid Fund

The Indirect Costs of Grants-in-Aid Fund was created pursuant to Title 33, Chapter 111, Section 3025, VIC. It consists of all eligible grants-in-aid payment of allowable indirect cost of such grants. The Indirect Cost Fund shall be utilized for the purposes of improving federal grants administration and management in the Territory and increasing the Virgin Islands' participation in Federal grant-in-aid programs, including but not limited to, grant, budget, and accounting assistance, grant proposal development, grant management training, special studies, and acquisition of equipment intended for the improvement of central administration, accounting, or reporting of Federal grant programs, and other purposes.

Funds deposited into the Indirect Cost Fund may be appropriated annually by the Legislature to support all operating expenses, including salaries, for the Office of the Federal Programs Coordinator, to support federal programs activities established within the various departments or agencies of the Government receiving Federal grants assistance, and for grant-in-aid matching purposes when other matching fund sources are not available pursuant to an office budget prepared by the Federal Programs Coordinator.

### Interest Earned on Bond Proceeds

The Interest Earned on Bond Proceeds Fund was created to be expended on purposes deemed appropriate as specified by the Legislature of the Virgin Islands.

### Interest Revenue Fund

The Interest Revenue Fund was created pursuant to Title 33, Chapter 111, Section 3026a, VIC, to provide the accounting mechanism for the collection and disbursement of unrestricted funds as they relate to interest earned. All revenues of the Government of the Virgin Islands derived from interest earned on deposits of governmental funds, except interest earned on funds which the government holds or administers as custodian or trustee, or any interest revenues which by law are paid into other special funds of the Treasury, are deposited into this fund. Therefore, no funds are available for expenditure except as provided by the Legislature, who appropriates amounts as a contribution to the General Fund.



## Description of Funds

### Internal Revenue Matching Fund

The Internal Revenue Matching Fund was created pursuant to Section 28 Revised Organic Act of 1954, which authorizes the receipt of revenues transferred and paid to the Government of the Virgin Islands as a result of excise taxes imposed by the U.S. Treasury Department and collected during the fiscal year under the Internal Revenue Laws of the United States, on certain products produced in the United States Virgin Islands and exported to the United States. The current source of revenue is excise taxes collected by the United States Government on rum products produced in the Virgin Islands and exported to the United States. Amounts can be expended as may be determined by the Legislature, but subject to prior pledges to bond holders.

### Junior Reserve Officers' Training Corps (JROTC) Fund

The JROTC Fund was established as a distinct fund within the Treasury of the Virgin Islands pursuant to Title 33, Chapter 111, Section 3078, VIC. The fund shall consist of all sums appropriated by the Legislature, all gifts, bequests or contributions made to the fund and all federal money returned to the local government as reimbursement of salaries for JROTC instructors. Monies shall be disbursed by the Commissioner of Finance, upon the certification of the Commissioner of Education, for the purpose of JROTC activities including the cost of travel for cadets, purchase of equipment, supplies, and other related expenditures.

### Land Bank Fund

The Land Bank Fund was created pursuant to Title 33, Chapter 111, Section 3004, VIC. It consists of the proceeds of all sales of real property belonging to the Government of the Virgin Islands, except such proceeds as are specifically reserved for the Moderate Income Housing Fund created by Section 4 of Act No. 1927, which were approved April 18, 1967, and such proceeds as are required to be deposited into the Housing Construction Revolving Fund created by section 3058 of this title; all sums appropriated thereto from time to time by the Legislature and all amounts borrowed and transferred thereto pursuant to law. Also, monies pertaining to the Land Bank Fund shall be available for purchases, authorized by law, of real property (including improvements thereon) for purposes of public housing, outdoor recreation, conservation, or any other public uses or purposes.

### Legal Publications Revolving Fund

The Legal Publications Revolving Fund was created pursuant to Title 3, Chapter 3, Section 34, VIC. The fund constitutes all of the monies received by the Office of Legal Publications from any purchaser including the Government of the Virgin Islands, its agencies, and departments, together with any donations, gifts, and grants received by the Office of Legal Publications, and any annual appropriations for the operation of the Office of the Lieutenant Governor. All monies shall be disbursed by the Commissioner of Finance exclusively for any and all supplies and equipment, contractual services, and other services for the operation and maintenance of the Office of Legal Publications.

## Description of Funds

### Moderate Income Housing Fund

The Moderate Income Housing Fund was created pursuant to Title 33, Chapter 33, Section 3027, VIC. The fund shall consist of all sums appropriated by the Legislature, the proceeds of all sales or rentals of moderate income housing, gross receipts tax up to two hundred fifty thousand dollars annually, all amounts transferred by the Governor from the Emergency Housing Fund in accordance with the provision of Chapter 2 of Title 29, and all amounts borrowed pursuant to the provisions of Section 191(h) of Title 29. Monies of the Fund shall be disbursed by the Commissioner of Finance for the payment of annual installments and for repayment on the principal and interest on loans authorized by law from the reserves of the Employee's Retirement System of the Government of the Virgin Islands. The balance of monies of the Fund shall be disbursed by the Commissioner of Finance, upon the certification by the Commissioner of Sports, Parks and Recreation, for the purpose of carrying out provisions of Chapter 1, Title 29 of the Virgin Islands Code and for use in connection with moderate income housing projects.

### Molasses Subsidy Fund

The Molasses Subsidy Fund was created pursuant to Title 33, Chapter 111, Section 3036, VIC. The Fund shall consist of monies appropriated by the Legislature and shall remain available until expended. Monies from the Fund shall be paid to established industries engaged in the processing of molasses into rum within the Virgin Islands.

### Natural Resources Reclamation Fund

The Natural Resources Reclamation Fund was created pursuant to Title 12, Chapter 21, Section 911, VIC. The Fund shall consist of permits and other fees and fines paid pursuant to the provision of Title 12, Chapter 21 other funds appropriated by the Legislature. However, once the Fund balance equals \$275,000, all monies in excess of the \$275,000 shall be deposited in the General Fund. The Commissioner of Finance is directed to maintain and authorize the disbursements of the Fund upon the certification of the Commissioner of Planning and Natural Resources.

### Personalized License Plate Fund

The Personalized License Plate Fund was created pursuant to Title 33, Chapter 111, Section 3065, VIC. Monies collected from the sale of license plates shall be deposited into the Fund and shall be appropriated annually. The Commissioner of Finance shall disburse fifty percent of the Fund upon the certification of the Director of the Bureau of Motor Vehicles and the remaining fifty percent shall be deposited into the General Fund.

### Pharmaceutical Assistance to the Aged Fund

The Pharmaceutical Assistance to the Aged Special Fund was created pursuant to Title 33, Chapter 111, Section 3073, VIC. The fund shall consist of all sums appropriated thereto from time to time by the Legislature and 15% of the total revenues collected by the Virgin Islands Lottery pursuant to Act No. 6645. The funds shall be used to provide financial assistance to certain individuals (60) years of age and over for their acquisition of prescription drugs, including refills of prescription drugs.

## Description of Funds

### Public Parking Lot Fund

The Public Parking Lot Fund was established in the Treasury of the Virgin Islands as a special fund pursuant to Title 33, Subtitle 3, Chapter 111, Section 3007, VIC. The Public Parking Lot Fund consists of four separate accounts: St. Croix Public Parking Lot Fund, St. Thomas Public Parking Lot Fund; St. John Public Parking Lot Fund; and Water Island Public Parking Lot Fund. All fees collected for the use of public parking lots on each island shall be deposited in the respective island's Fund. The Commissioner of Finance shall make available, out of the funds in each island's Public Parking Lot Fund, disbursements to the Department of Public Works for upgrades and repairs to the respective island's public parking lot. The Commissioner of Finance shall maintain and provide for the administration of each island's fund and no funds therein shall be available for other expenditure.

### Public Services Commission Revolving Fund

The Public Services Commission Revolving Fund was established in the Treasury of the Virgin Islands as a special revolving fund pursuant to Title 33, Chapter 111, Section 3077, VIC. All monies therein shall be used exclusively to pay the necessary and proper expenses of the Public Services Commission. The Fund shall consist of all sums appropriated thereto by the Legislature and all fees which are derived from annual assessments of utilities up to the ceiling amount established in Title 30, Section 25a, subsection (b), VIC which fees shall be deposited into the Fund. All monies contained in the Fund shall constitute the annual budget of the Commission.

### Public Transportation Fund

The Public Transportation Fund was established in the Treasury of the Virgin Islands as a separate and distinct fund pursuant to Title 33, Subsection 3, Chapter 111, Section 3100a, VIC. The Commissioner of Finance shall provide for the administration of the Fund and no monies contained therein shall be available for expenditure. The Fund shall consist of all sums appropriated thereto from time to time by the legislature and all sums received from grants, subsidies, and fare box collections by the public bus system. Monies deposited in the Fund shall be disbursed by the Commissioner of Finance, at the direction of the Commissioner of Public Works, for the operation and maintenance of the public transit system, including salaries and fringe benefits and any other operating expenses of the system.

### Sewer Waste Water Fund

The Sewer Waste Water Fund was created pursuant to Title 33, Chapter 111, Section 3076, VIC. It consists of all sums received under the user charge system established by Titles 19 and 33, VIC, all sums appropriated thereto from time to time by the Legislature, and all sums received from departments and agencies of the United States Government for the maintenance and operation of the public sewer waste water system. Monies deposited in the Fund shall be appropriated annually and disbursed by the Commissioner of Finance, at the direction of the Virgin Islands Waste Management Authority, for the operation, parts, supplies, maintenance, related expenses, control, and regulation of the public sewer waste water system.

### Solid Waste Revolving Fund

The Solid Waste Revolving Fund was created pursuant to Title 33, Chapter 111, Section 3100c, VIC. It consists of all sums appropriated thereto by the Legislature of the Virgin Islands, and all funds authorized by law or regulation to be collected by the Virgin Islands Waste Management Authority for solid waste disposal. Monies in the fund shall be disbursed by the Commissioner of Finance, upon authorization by the Department of Public Works, for the maintenance of solid waste disposal sites.

## Description of Funds

### St. Croix Capital Improvement Fund

The St. Croix Capital Improvement Fund was created pursuant to Title 33, Chapter 11, Section 3087, VIC. It consists of sums appropriated by the Legislature and all gifts, contributions, and bequests of all monies made thereto. The fund shall also consist of an annual appropriation of \$2,000,000 from the Internal Revenue Matching Fund. All monies deposited into the fund shall be appropriated by law exclusively for capital improvement projects on the island of St. Croix, and shall remain available until expended.

### St. John Capital Improvement Fund

The St. John Capital Improvement Fund was created as a separate and distinct fund in the Treasury of the Virgin Islands pursuant to Title 33, Chapter 111, Section 3057, VIC. All monies deposited in such fund shall be appropriated by law exclusively for capital improvement projects, road maintenance, solid waste collection and disposal, and the maintenance and operation of the sewage system on the island of St. John. The source of revenue for this fund is all payments made by the Government of the United States to the Government of the Virgin Islands in any fiscal year as payment in lieu of taxes on property owned by the Government of the United States. Further, in each fiscal year, \$1.5 million of the amount collected by the Government of the Virgin Islands as taxes on real property shall be deposited into this fund.

### Tax Assessor's Revolving Fund

The Office of the Tax Assessor's Revolving Fund was created pursuant to Title 33, Chapter 87, Section 2456, VIC. The fund shall consist of one percent of the real property taxes collected annually by the Commissioner of Finance, or an amount not to exceed \$500,000 per annum, and such sums appropriated by the Legislature, all of which shall remain available until expended. Monies shall be disbursed by the Commissioner of Finance, upon the authorization of the Lieutenant Governor, for the purpose of purchasing and maintaining data processing equipment, staffing and training of personnel, and the purchase and procurement of supplies, equipment, and professional services determined by the Lieutenant Governor for maintaining and improving the Office of the Tax Assessor.

### Taxi License Fund

The Taxi License Fund was created pursuant to Title 33, Chapter 111, Section 3067, VIC. It consists of all monies required to be covered into the fund in accordance with Title 20, Section 435, VIC. No money in the fund shall be available for expenditure except as appropriated from the fund for the operation of the Virgin Islands Taxicab Division of the Department of Licensing and Consumer Affairs, or for other purposes as specified by law.

## Description of Funds

### Territorial Scholarship Fund

The Territorial Scholarship Fund was created pursuant to Title 17, Chapter 15, Section 171, VIC. It consists of all funds, donations, gifts, devises, bequests, and all other kinds of contributions of real or personal property from persons, corporations, partnerships, trust funds, charitable, or other organizations, domestic, national or foreign, as may be made to the said fund from time to time and any other sums covered into the fund pursuant to law, as well as any contributions to the said fund as may be appropriated by the Legislature. The fund shall also consist of an annual appropriation of a sum of not less than \$15,000, from the budget of the Government. The Commissioner of Finance shall be the trustee of the fund and shall make such scholarship grants and loans out of the Fund as may be authorized by the Virgin Islands Board of Education.

### Tourism Advertising Revolving Fund

The Tourism Advertising Revolving Fund was created pursuant to Title 33, Chapter 111, Section 3072, VIC. Monies deposited in the Fund shall be disbursed by the Commissioner of Finance, upon warrant of the Commissioner of Tourism, exclusively for utilization by the Department of Tourism for advertising of the Territory as a tourist destination and for industrial promotion, provided however, not less than five percent of the annual receipts shall be expended for destination promotion of the District of St. Croix and the District of St. Thomas/St. John. There are three sources of funding as follows:

Title 33, Chapter 3, Section 55, states that “Every individual, firm, corporation, or other telephone company engaged in the business of providing telecommunication service in the Virgin Islands shall pay a monthly telephonic long-distance surtax of two and one-half percent on the total charges of all telecommunication long-distance calls originating from or terminating in the Virgin Islands from such service provider facilities”. Of the funds collected pursuant to this section, sixty-five percent shall be deposited into the Tourism Advertising Revolving Fund.

Title 33, Chapter 3, Section 54, states that, “Every guest of a hotel as defined above shall pay to the Government of the United States Virgin Islands a tax to be collected and remitted to the Government by hotels or innkeepers at the rate of ten percent of the gross room rate or rental”. The Director of Internal Revenue shall cover all payments made pursuant to this section into the Tourism Advertising Revolving Fund established pursuant to section 3072 of this Title.

Title 9, Chapter 11A, Section 133, states that “Any bank or foreign bank operating or sharing the use of a consumer fund transfer facility may impose a reasonable financial transaction fee for the use of an automated teller machine by account holders of banks, foreign banks or other financial service providers other than the local banks”. One-half of such fees shall be paid not less than quarterly by such bank or foreign bank, to the Commissioner of Finance for deposit within the Tourism Revolving Fund established pursuant to Title 33, Section 3072, VIC.

### Transportation Revolving Fund

The Transportation Revolving Fund was created pursuant to Title 33, Chapter 111, Section 3071, VIC. It consists of all sums appropriated thereto from time to time by the Legislature and all sums received from departments and agencies of the Government for utilization, maintenance, and repair of vehicles within the Central Motor Pool. Monies deposited in the fund shall be appropriated annually and disbursed by the Commissioner of Finance, at the direction of the Commissioner of the Department of Property and Procurement, for the operation, maintenance, control, and regulation of Government motor vehicles within the Central Motor Pool and the reimbursement of employees for use of personally owned motor vehicles.

## Description of Funds

### Transportation Trust Fund

The Transportation Trust Fund was created pursuant to Title 33, Chapter 111, Section 3003(a), VIC. It consists of taxes collected pursuant to Title 33, Sections 91 (a) and 91 (b), VIC, all fines imposed by the courts for violation of traffic laws, all highway users' taxes collected in the Virgin Islands on automobiles and trucks under the provisions of Title 33, Chapter 4, VIC, and all driver's license fees and motor vehicle registration fees collected in the Virgin Islands under the provisions of Title 20, Chapter 39, VIC. Monies in the Transportation Trust Fund shall be distributed as required to make all payments of principal premium, if any, and interest on the bonds of the Virgin Islands Public Finance Authority payable from the Transportation Trust Fund, in the amounts required by any resolution, indenture, or bond declaration entered into with respect to such bonds, in an amount equal to the lesser of such surplus or the amount of driver's license fees and motor vehicle registration fees collected in the Virgin Islands under the provisions of Title 20, Chapter 39, VIC, and deposited into the Transportation Trust Fund pursuant to Section 3003a, subsection (b), paragraph (4), to the General Fund; and the remaining amount of such surplus, if any, into the Road Fund.

### Union Arbitration Award and Government Employees Increment Fund

The Union Arbitration Award and Government Employees Increment Fund was created pursuant to Title 33, Chapter 111, Section 3066, VIC. It consists of sums appropriated by the Legislature, all sums repaid to the Government by the Water and Power Authority pursuant to Act No. 4923, as amended by Act No. 5101, and all sums collected by the Government in accordance with the "Tax Reform Act of 1986", Public Law No. 99-514, Section 971 *et. Seq.* (1986) from corporations incorporated pursuant to section 28 (a) of the Revised Organic Act of 1954, as amended. Monies appropriated to the fund shall be used to satisfy binding arbitration awards granted to unionized employees, salary increments and position reallocations of non-unionized employees, outstanding retroactive wage increases owed such employees whether or not awarded by arbitration, and for the administrative costs of the Public Employees Relations Board (PERB) and the Labor Management Committee.

### Virgin Islands Air Protection Fund

The Virgin Islands Air Protection Fund was created pursuant to Act No. 6011, Section 205, as amended by Act No. 6295, Section 6. Monies appropriated in this fund shall be used for the operating expenses, including wages and salaries, and other purposes of the Operating Permit Program, Department of Planning and Natural Resources, and shall remain available until expended.

### Virgin Islands Election Fund

The Virgin Islands Election Fund was created pursuant to Title 33, Chapter 111, Section 3005, VIC. The fund shall consist of the sums appropriated by the Legislature, all payments made to the Territory under the federal Help America Vote Act of 2002, other amounts as maybe appropriated by law, and interest earned on deposits in the fund. The Commissioner of Finance shall provide for the administration of the Fund as a separate and distinct fund in the Treasury of the Government of the Virgin Islands. Funds shall be available for the expenditure and disbursement in accordance with the Help America Vote Act of 2002, P.L. 107-252 and shall remain available until expended.

## Description of Funds

### Virgin Islands Insurance Guaranty Fund

The Virgin Islands Insurance Guaranty Fund was created pursuant to Title 33, Chapter 111, Section 3061, VIC. Monies contained in this fund shall be used exclusively for transfer, as required, for payments by the Virgin Islands Insurance Guaranty Association of the obligations of insolvent insurers in accordance with the provisions of Title 22, Chapter 10. The fund shall consist of amounts then on deposit to (1) the Hurricane Hugo Insurance Claims Fund pursuant to Title 33, Chapter 111, Section 3061(a) of this code, (2) the Virgin Islands Insurance Guaranty Association, established pursuant to Title 22, Chapter 10 of this code, (3) the Commissioner of Insurance for payment of Hurricane Marilyn claims as authorized by law, and (4) the General Fund, up to the amount of franchise taxes deposited during such fiscal year into the fund pursuant to Title 33, Chapter 111, Section 3061(a)(b). In the event the balance in the Insurance Guaranty Fund equals or exceeds \$10,000,000, amounts in excess thereof shall be deposited, at the direction of the Commissioner of Finance, into the General Fund.

### Voter Identification and Registration Fund

The Voter Identification and Registration Fund was created pursuant to Title 33, Chapter 111, Section 3097, VIC. The fund shall consist of all sums appropriated thereto by the Legislature of the Virgin Islands, and all funds authorized by law or regulation to be collected by the Office of Supervisor of Elections in the administration of the Election System. Monies in the Virgin Islands Voter Identification and Registration Fund shall be disbursed by the Commissioner of Finance into an Imprest Fund Checking Account. The Supervisor of Elections shall be the sole authority empowered to write checks on the Imprest Fund Checking Account, and shall provide a monthly report detailing the amount, nature, and justification for each item of expenditure, in addition to receipts and other documentation.

## Glossary

### Actual

The year-to-date closing balance of the account for the period designated.

### Adjusted Balance

The gross, total or net balance that has been adjusted to reflect a change (For example; Adjusted General Fund balance – reflects a change in the general fund total that may not be otherwise adjusted elsewhere).

### Adjusted Gross Revenue

The total of all funds to include appropriated (general and local), non-governmental (hospital revolving), and non-appropriated (all others to include federal funds), and any adjustments to the general fund.

### Administrative Transfer

A transfer of allotted departmental resources which requires only the approval of the Office of Management and Budget and/or the Governor. These transfers can only be effectuated if no funding restrictions are imposed by the Legislature on appropriations, as in the case of a lump sum appropriation or modified line item appropriation.

- Types of Administrative Transfer of Resources include the following:
  - 1) Lateral transfers: between the same sub-accounts and/or low orgs (activity centers);
  - 2) Vertical transfers: among different sub-accounts and/or low orgs (activity centers);
  - 3) Lateral and vertical transfers: between and among the same and different sub-accounts and/or low orgs (Activity center). (Lump sum appropriation)

### Allocation

A distribution of funds, or an expenditure limit, established for a department or agency.

### Allotment

A portion of an appropriation to be expended for a particular purpose during a specified time period.

### American Recovery and Reinvestment Act (ARRA)

An unprecedented effort to jumpstart our economy, save and create millions of jobs, and put a down-payment on addressing long-neglected challenges so our country can thrive in the 21<sup>st</sup> century.

### Appropriation

A legal authorization granted by a legislative body to make expenditures and to incur obligations for specific purposes. An appropriation is usually limited in amount and time when it may be expended.

### Appropriation Transfer

A reprogramming of funds as authorized by Title 2, Chapter 2, Section 28(b), Virgin Islands Code, which can only be effectuated through a departmental request transmitted through the Director of the Office of Management and Budget to the Governor, and from the Governor to the Legislature for final approval.

- The following types of transfers require the approval of the Legislature as a Whole:
  - 1) Transfers between two different funds
  - 2) Transfers from one department to another



## Glossary

### Appropriation Transfer *(continues)*

The following transfer requires the approval of the Legislature, Committee on Finance:

- Transfers between budgeted line items or organizations (activity centers) within the same department and fund.

### Balanced Budget

When the general fund projected revenues or general fund net revenues equals projected expenditures, plus or minus transfers to or from other funds and financial sources (uses).

### Baseline

Current level at which the organization is performing.

### Benchmark

A standard or point of reference used in measuring and/or judging quality value.

### Budget

A plan of financial operations, embodying an estimate of projected expenditures for a given period, and the corresponding proposed resources for funding the same.

### Budget Adjustments

Changes to appropriations (Budgets) to include supplements, decreases, or reprogramming, including appropriation transfers and apportionments.

### Budget Category

An account in which the aggregate is recorded for all related objects (e.g. personnel service cost is a budget category that is supported by the related individual detailed objects such as classified, unclassified, and part-time).

### Calendar Year

January 1st to December 31st of the same year.

### Capital Improvement

Capital Improvements are defined as physical assets, constructed or purchased, that have a useful life of ten (10) years or longer. Exceptions have been made for inclusion of a few projects that do not meet the above criteria, for example, ADA para-transit vans, to make them more visible to the public and the Legislature.

### Capital Outlays

Expenditures which result in the acquisition of, or addition to, fixed assets. They should be classified under the following objects: land; buildings; improvements other than buildings; machinery and equipment.

## Glossary

### Central Service Cost Allocation Plan

Comparable to the college and university long form, each central service is treated as a separate cost pool and distributed to each operating department or agency it serves. This distribution is accomplished through billing rates or particular services rendered (e.g. cost per mile for use of a motor vehicle, dollar per audit, or computer usage rates) or through an allocation basis on an indication of use (e.g. accounting based on the number of transactions or checks written or occupancy based on square footage or space occupied). The costs distributed through the central service cost allocation plan are subsequently included in the department's indirect cost proposal or included where they can be identified with a grant as a direct cost.

### Chart of Accounts

A list of all asset, liability, fund balance, revenue, and expense accounts.

### Debt Service Fund

A fund established to account for the accumulation of resources for, and the payment of, general long-term debt principal and interest.

### Department

An organization within the Executive Branch, which under general laws has an independent existence and the authority to receive and expend appropriations as set by law.

### Effectiveness Measure

An indication of the degree to which a program will achieve its objective.

### Encumbrance

The purchase in an expense account at the time an item is ordered. The Encumbrance reduces the available budget by the purchase amount.

### Expenditure

A transaction resulting in the disbursement of cash.

### Federal Funds

Contributions of cash or other assets from the federal government to be used or expended for a specific purpose, activity, or facility.

### Fiscal Year

A 12-month period to which the annual operating budget applies and at the end of which a government determines its financial position and the results of its operations. For example, the Government of the Virgin Islands' fiscal year begins on October 1st, in one calendar year and ends on September 30th in the ensuing calendar year.

### Function

A group of related activities aimed at accomplishing a major service or regulatory program for which a government is responsible. For example, public safety is a function.

## Glossary

### Fund

A fiscal and accounting entity with a self-balancing set of accounts recording cash and other financial resources, together with all related liabilities and residual equities or balances, and changes therein, which are segregated for the purposes of carrying out specific activities or attaining certain objectives in accordance with special regulations, restrictions, or limitations.

### Fund Balance

The total available amount in a fund.

### General Fund

The fund used to account for all financial resources except those required to be accounted for in another fund.

### General Fund Gross Revenues

General fund revenues plus contributions (transfers in) and other financing sources; before any deductions of expenses (e.g. before deductions of tax refunds, infrastructure subsidy, debt services, or amounts owed to other entities or instrumentalities), transfer outs or other financing uses.

### General Fund Net Revenues

General fund revenues plus contributions (transfers in) and other financing sources less deductions for expenses such as tax refunds, infrastructure subsidy, debt services, or amounts owed to other governmental entities or instrumentalities; transfers out or other financing uses.

### In-Kind

“Cost Sharing or Matching” means the value of the third party in-kind contributions and the portion of the costs of a federally assisted project or program not borne by the Federal Government.

### Indirect Cost

State and local governments incur administrative costs at two (2) levels. The first is the so-called executive or central administrative level of costs such as central budgeting, accounting (comptroller), personnel (civil service), legal services, (attorney general), facilities operations and maintenance, and the motorpool (general services administrations). The second level is the operating departments or agencies (health, roads, social services, education, police, fire, etc.) and consists of the overhead costs incurred at this level (salaries and wages of the department heads and their administrative staffs, the departmental accounting and budgeting offices, etc.) Because of this layering, state and local governments prepare two types of proposals: a central service cost allocation plan and an indirect cost proposal. “Indirect Cost” is an accounting term used to describe a process of assigning (or charging) costs that are common to two or more of a grantee’s projects or operations. As a general rule, the cost of building occupancy, equipment usage, procurement, personnel administration, accounting, and other overhead activities are charged to grants and contracts as indirect costs. They are not substantially different from direct costs. If one wanted to incur the time and bookkeeping expense, all indirect costs could be treated as direct. Grantees must be consistent in treating costs as direct or indirect under grants. Once a decision is made by a grantee to treat a cost either as direct or as indirect, it must be treated that way for all projects and principal activities of the organization, regardless of the source of funding. From a grantee’s point of view, the determining factor for treating a cost as direct or indirect should be practicability and the potential for reimbursement as a change to an outside funding source.

## Glossary

### Low Org

Low Orgs are levels of organization that have no sub-units reporting to it.

### Net Revenues

Gross or total revenue less any deductions for expenditures (expenses).

### Non-Governmental Funds

Funds generated and utilized by a semi-autonomous or autonomous instrumentality that are not managed by the Government (e.g. Hospital Revolving Funds utilized by Juan F. Luis Hospital and Schneider Regional Medical Centers).

### Object

One of a group of related accounts which support in detail the summaries recorded in a budget category. The individual accounts for personnel service costs such as unclassified and part-time are examples.

### Object Code

The segment of the account number that reflects the object of expenditure or source of revenue.

### Objective

A task or group of tasks undertaken in order to achieve a stated goal.

### Org

An abbreviation for organization. It is the level within an organization at which costs are accumulated and associated with a purpose to carry on an activity or operation, or to complete a unit of work or a specific job. For example, in the Department of Human Services, Office of the Commissioner is a Divisional Org. and Personnel and Labor Relations is an Activity Org.

### Org Code

A code representing the segments of an account number.

### Option

Used to provide additional management reporting, e.g., physical location, job classification, or the types of services rendered. Options may be specific to an activity center, division, or department.

### Other Funds

Funds used to account for financial resources not accounted for in the General Fund. For example, the internal service fund accounts for the financing of goods or services provided by one department or agency primarily or solely to other departments or agencies of the government unit, or to other governmental units, on a cost-reimbursed basis.

### Output

A description of the level of activity or effort that will be produced or provided over a period of time by a specified date, including a description of the characteristics and attributes (e.g. timeliness) established as standards in the course of conducting the activity or effort.

## Glossary

### Performance Budget

A budget presentation that clearly links performance goals with costs for achieving targeted levels of performance. In general, a performance budget links strategic goals with related long-term and annual performance goals and with the costs of specific activities that contribute to the achievement of those goals.

### Performance Goal

Sets a target level of performance that is expressed as a tangible, measurable objective, against which actual achievement can be compared, including a goal expressed as a quantitative standard, value, or rate. Performance goals can be either outcome or output goals.

### Performance Measures (*aka indicators, metrics*)

A quantitative or qualitative characterization of performance such as an indicator, statistic, or metric used to gauge program performance.

### Performance Target

A quantitative level of performance desired.

### Period

A month within a fiscal year; noted by a number, 1 through 12. Also periods of SOY (Start of Year), and 13 representing the reserve or EOY (End of Year).

### Prior Approval

“Prior Approval” means documentation evidencing consent prior to incurring specific cost.

### Program

A plan or system involving the expenditure of resources under which action may be taken to provide public goods or services. Programs are usually the lowest level of an organization at which cost data and evaluation measures are maintained.

### Program Income

Program income means gross income received by the grantee or subgrantee directly generated by a grant supported activity, or earned only as a result of the grant agreement during the grant period. “During the grant period” is the time between the effective date of the award and the ending date of the award reflected in the final financial report.

### Project Code

A segment of the account number used to identify a particular capital project.

### Projection

The estimated budget for the upcoming year.

### Revenues

Inflows or other enhancements of resources of an organization, or a settlement of its obligations (or a combination of both), during a period from delivering and or producing goods, rendering services, or other activities that constitute the organization’s ongoing or central operations.

## Glossary

### Roll-Up Code

A code which links an account with other accounts for the purpose of calculating the available budget.

### Segment

A component of an account number; for example, the fund segment.

### Spending Plan

Various patterns by which revenue and budgeted expenditures are allocated across accounting periods.

### Strategic Goal

Broad long-term organizational statement of desired future performance. A statement of purpose that is measurable, but not measured directly.

### Strategic Management

An integrated approach for leading and managing.

### Strategic Objective

Broad time-phased statement of measurable accomplishment required to realize the successful completion of a strategic goal.

### Workload Efficiency Measure

A key indicator of the degree to which a program economically manages the workload associated with meeting its objective, usually expressed in terms of cost per unit of work or output.

